

State of Alaska FY2026 Governor's Operating Budget

University of Alaska

FY2026 Governor

Table of Contents

	<u>Page</u>
1. University of Alaska	3
2. Budget Reductions/Additions - Systemwide	21
3. RDU: UA System Office	30
4. Systemwide Services	41
5. Office of Information Technology	57
6. RDU: University of Alaska Anchorage	69
7. Anchorage Campus	87
8. Small Business Development Center	150
9. Kenai Peninsula College	158
10. Kodiak College	171
11. Matanuska-Susitna College	182
12. Prince William Sound College	194
13. RDU: University of Alaska Fairbanks	205
14. Troth Yeddha' Campus	231
15. College of Indigenous Studies	243
16. Fairbanks Campus	249
17. Bristol Bay Campus	323
18. Chukchi Campus	331
19. College of Rural and Community Development	339
20. Interior Alaska Campus	349
21. Kuskokwim Campus	357
22. Northwest Campus	367
23. UAF Community and Technical College	376
24. Education Trust of Alaska	388
25. RDU: University of Alaska Southeast	396
26. Juneau Campus	410
27. Ketchikan Campus	432
28. Sitka Campus	443

University of Alaska

Mission

University of Alaska System (UA)

The University of Alaska inspires learning, and advances and disseminates knowledge through teaching, research, and public service, emphasizing the North and its diverse peoples. Alaska Statue (AS) 14.40.010, AS 14.40.060

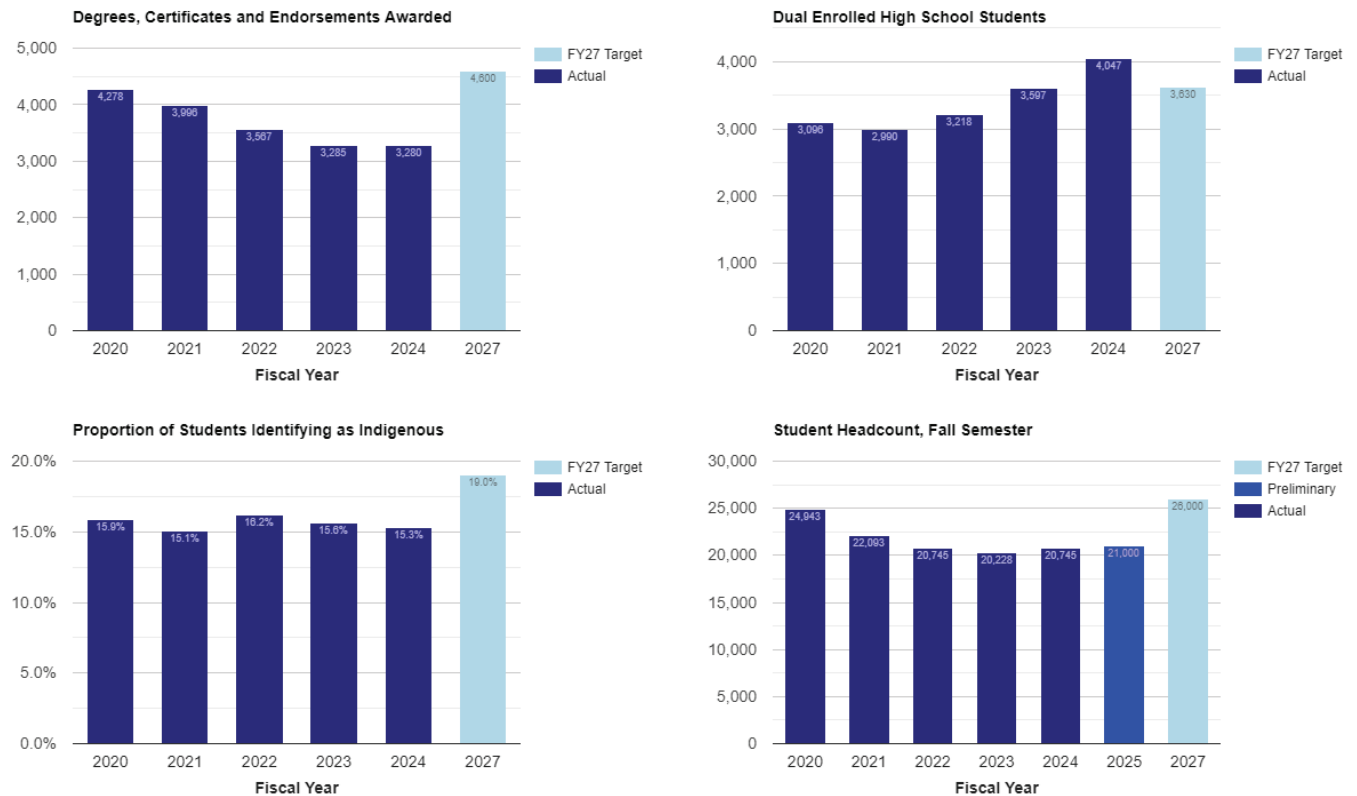
University of Alaska Mission Statement
Board of Regents' Policy 01.01.010
Adopted 10-06-00

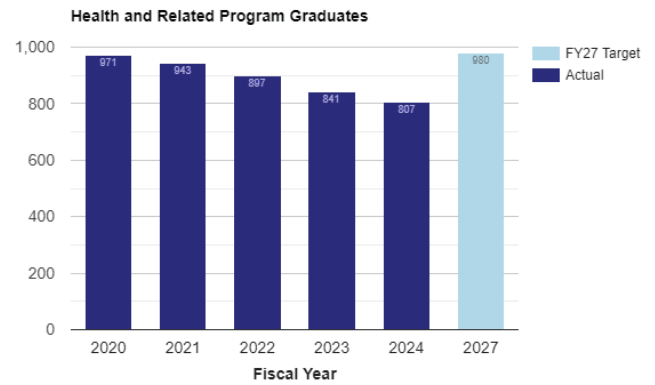
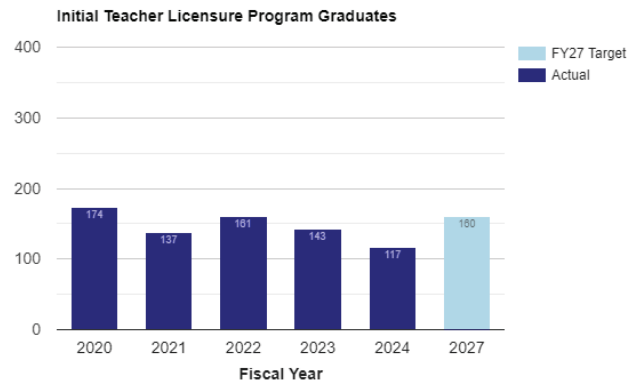
	Core Services (in priority order)	UGF	DGF	Other	Fed	Total	PFT	PPT	NP	% GF
1	Student Instruction	262,436.6	231,860.7	49,544.8	42,544.0	586,386.2	2,463.1	215.1	0.0	73.0%
2	Research: Advancing Knowledge, Basic and Applied	61,215.5	73,891.6	19,051.4	123,655.1	277,813.6	1,056.7	100.0	0.0	20.0%
3	Service: Sharing Knowledge to Address Community Needs	17,369.3	30,109.3	6,934.3	25,637.9	80,050.7	321.3	27.9	0.0	7.0%
	FY2025 Management Plan	341,021.4	335,861.6	75,530.5	191,837.0	944,250.5	3,841.0	343.0	0.0	

Measures by Core Service

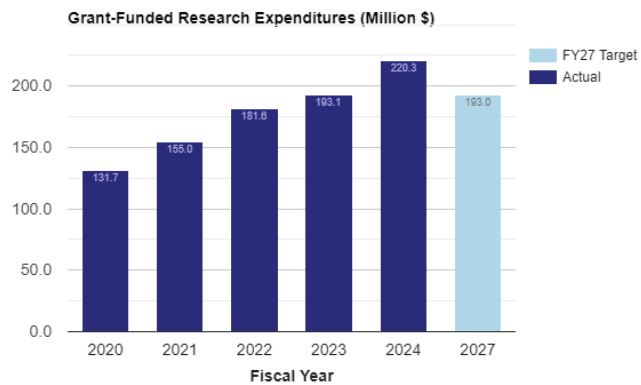
(Additional performance information is available on the web at <https://omb.alaska.gov/results>.)

1. Student Instruction

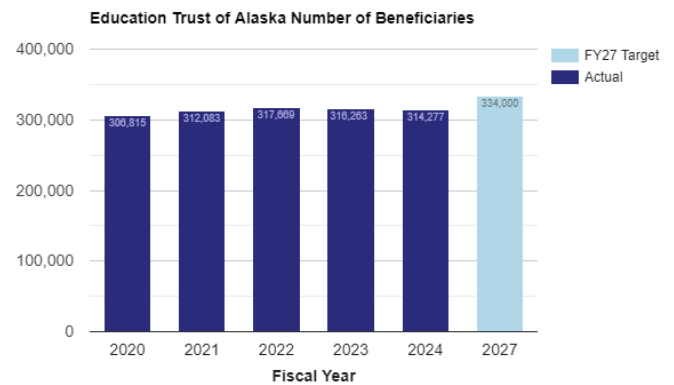
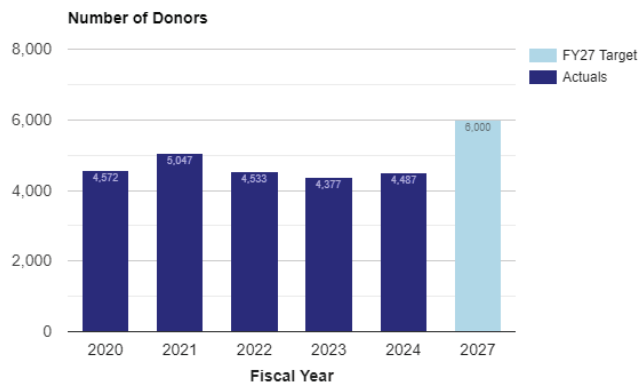




2. Research: Advancing Knowledge, Basic and Applied



3. Service: Sharing Knowledge to Address Community Needs



Major Department Accomplishments in 2024

Educational Attainment

Credentials Awarded

The number of program credentials awarded fell 23 percent in the last five years and remained relatively unchanged in the last year, with a slight increase observed at two (University of Alaska Anchorage [UAA] and University of Alaska Fairbanks [UAF]) of the three universities. Some moderate declines in program completion numbers were anticipated as a result of overall enrollment levels dropping during the pandemic. However, recent degree award changes are anticipated to be temporary, with future growth expected as student enrollment continues to increase.

The University of Alaska (UA) is fundamental to Alaska's economic recovery, delivering relevant programs that qualify graduates to take current and future jobs in the state. Of program graduates remaining in Alaska one year after graduation, roughly 90 percent were employed in-state. About one in 10 Alaska workers are graduates of the UA system.

The UA remains optimistic that improvement is on the horizon, as stabilized enrollment translates into increased program completions with investments aimed at improving student retention and more innovative and online program delivery options.

Student Headcount Fall Semester

Over the last five years, the fall semester student headcount dropped 16.8 percent. This decline was largely attributed to the global pandemic, with 70 percent of the decrease occurring in FY2020 and FY2021. There have been improvements in fall semester enrollment with FY2023 to FY2024 enrollment increasing 2.6 percent. In FY2025, enrollment is expected to reach 21,000 students by the close of the fall 2024 semester, which would be a 1.2 percent increase over fall 2023.

Looking ahead, the focus is on adding student enrollment, by continuing to foster new students as well as working with students to encourage re-enrollment. The UA is committed to seeing this measure improve over the next few years. To this end, the institution has implemented very successful options for dual enrollment; expansion of on-line programs; partnerships with school districts and homeschool programs; and innovative program delivery.

Workforce Development

Teacher Education Program Graduates

To strengthen Teacher Education, the UA Board of Regents established the Alaska College of Education Consortium (ACEC) in June 2021. This consortium consists of the education schools at the University of Alaska Anchorage (UAA), the University of Alaska Fairbanks (UAF), and the University of Alaska Southeast (UAS), with the goal of providing a framework and mechanism for communication, collaboration, and resource/information sharing among the programs. The consortium is implementing strategies to increase enrollment and graduates, communicate the existing programs to potential students, and assess state needs. It also seeks to expand academic pathways and opportunities for students by ensuring that a full array of programs and services are available across the state.

The number of degrees awarded in teacher licensure programs has decreased by 32.8 percent from FY2020 to FY2024. The number of degrees awarded decreased by 18.2 percent from FY2023 to FY2024, decreasing from 143 degrees awarded to 117. Nearly half of the total decrease in teacher licensure degrees occurred in the last fiscal year. Some of these changes in degrees awarded can be explained by the impact of the pandemic on students.

Alaska faces a critical shortage of qualified teachers, especially in rural Alaska. The practicum/student teaching portion of the licensure process was identified as a barrier to entry into the profession, due to the significant time involved in this critical training element with no compensation available for the time in the classroom. Living wages have been difficult for many, and this may have a significant impact on Alaska's future education workforce. The teacher practicum scholarship program that started in FY2023, continues to provide \$1 million of support to the next generation of teachers.

Health and Related Program Graduates

Alaska's health care costs are among the highest in the nation. One way to bring down high costs is to grow our own health care workforce. The number of health and related program degrees awarded has decreased roughly 16.9 percent from FY2020 to FY2024, with a decrease of four percent from FY2023 to FY2024. From FY2023 to FY2024, total degrees awarded by the UA system remained relatively consistent with 3,285 and 3,280 degrees being awarded, respectively. Some UA health programs operate on a rolling cohort cycle, which can result in annual peaks and drops in the total number of enrollments and graduates in health and related programs.

The UA health program has discussed next steps to continue planning and coordinating programs, facilities, and resources across the UA for a holistic approach to growing health programs. These steps include working to resolve clinical placement needs across Alaska, coordinating existing university agreements with external partners, and clarifying a certified nurse assistant to licensed nurse practitioner to registered nurse pathway. Expanding the current health program to include a master of social work is already underway and talks with stakeholders to facilitate planning for a licensed practical nurse program are already underway. The UA's program participants can find jobs directly after graduation in high-demand health and related occupations necessary for Alaska's economic stability and growth. For example, about 90 percent of UA nursing and certified nurse aid program graduates are working in Alaska within one year.

The healthcare clinicals scholarship program, which started in FY2023, continues to provide \$1 million of support to the next generation of health professionals.

Student Access

The UA continues to improve and expand access to higher education; key enrollment strategies include:

- Recruitment of new students (through financial aid leveraging, niche markets in western states, dual enrollment, and massive open online courses [MOOCs]).
- Retaining existing students (advising interventions and academic success center).
- Promoting student success (living-learning communities and internships).
- Supporting workforce development (focusing on education, mariculture, health, and other community and technical college [CTC] niche programs).
- Outward facing activities (modernizing business models).
- Explore ways to reduce textbook and material costs for students.

Dual enrollment pathways, including Middle Colleges, the Alaska Advantage program, Alaska Native Science and Engineering Program (ANSEP) Acceleration Academies, and other programs, provide a great benefit to Alaskans by improving both high school graduation rates and smoothing pathways to a successful college career -- 56 percent of middle college graduates go on to enroll in a UA degree program. The UA is satisfying a growing demand for dual enrollment programs by offering an increasing number of accessible and affordable options for every Alaskan.

From FY2023 to FY2024 the headcount of dual enrolled high school students increased 12.5 percent, indicating a strong recovery from a temporary pandemic-related decline in FY2020 to FY2021. The five-year change is an increase of 30.7 percent resulting in a total of 4,047 dual students with growth at each university within the system. One-quarter of all students systemwide have participated in UA dual enrollment, demonstrating the large impact these programs have on recruitment.

First time freshmen retention was at a five-year high in FY2024, increasing from 63 percent to 66.8 percent, surpassing the national average of 58.7 percent for public, four-year, open-enrollment institutions (National Center for Education Statistics [NCES] 2023).

Continued support of the Alaska Performance Scholarship (APS) and the Alaska Education Grant (AEG) is good for students and Alaska, as both programs are recognized to improve the college-going rate, preparedness for college, and retention and graduation rates for Alaska high school students. Significant, multi-year scholarship support is associated with an increased probability of graduation within six years for all students, with enhanced graduation rates for students who are better prepared for college.

A system-wide Scholarship Task Force has been organized to provide a high-level effort to evaluate, analyze, discuss, and develop recommendations to help enhance and improve the scholarship process from all directions. In

collaboration with the universities, the UA System Office, and the UA Foundation, the task force established two working groups: 1) an internal working group focusing on the scholarship application and selection processes; and 2) an external working group utilizing data to help identify and address unmet student financial needs.

The State of Alaska's investment to modernize UA's Student Information Systems (SIS) is underway. A key component of the UA's student modernization strategy is the effort to retire legacy code and upgrade components of the current platform called the Upgrade to Banner Self Service 9 (BSS9). One important design goal for the new UAOnline portal is to be easily accessible from any device, including smartphones.

The first phase of the BSS9 upgrade went live as planned in June 2024 and included a new visual interface and features for student and employee profiles and for managing employment related activities. The next phase of the upgrade is well underway, and includes a new student course registration tool, which is in the final stages of implementation. Other components of the next phase are related primarily to Human Resource functions. This phase is on track for a late October 2024 launch. Though not directly student related, these components must be upgraded in order to complete the BSS9 upgrade.

Campus Culture

The UA, guided by the Board of Regents, is committed to improving the participation and success of Alaska Natives through educational achievement statewide and improving Alaska Native representation and success throughout the UA. One key step in addressing and overcoming challenges is increasing the diversity of the entire UA. An aspect of this is growing the proportion of Indigenous students who attend the UA.

Currently, 15.3 percent of the UA students identify as having Indigenous heritage, in comparison to over 19 percent of the state of Alaska population. Over the past five years, the proportion of Indigenous students attending the UA has remained relatively stable.

The Alaska Native Success Initiative (ANSI), launched in 2021, continues to focus on achieving a sustainable long-term increase in Alaska Native representation among students, staff, and faculty. The Alaska Native Science and Engineering Program (ANSEP) expanded the Acceleration Academy to Kotzebue and introduced a statewide residential opportunity, resulting in nearly 150 dual-enrolled secondary students joining UAA and UAF, making it the largest class in ANSEP history. The UAS now provides free non-credit courses in Alaska Native languages, ensuring accessibility for Indigenous people to learn their own language. The enrollment in these programs has risen from less than 50 students in 2011 to nearly 300 students today.

The UA is committed to increasing Indigenous voices and presence across all levels of work, study, and research. The university has woven this commitment into strategies and goals at every level throughout the system. The ANSI strategic plan updates include:

- Develop and Implement Racial Equity and Cultural Safety Training - Commit to develop and implement a systemwide training module on racial equity and cultural safety and being responsive to Alaska Native cultures. In 2024, a training developed around the Cook Inlet Tribal Council (CITC) video, "Our Future Ancestors: A Story of Education in Alaska," is being developed and will be conducted. The video debuted at the Alaska Federation of Natives (AFN) Convention in 2023, and the goal of the training is to educate participants about how history impacts and influences Alaska's Native Peoples' education systems from the past to the present day.
- Increase Alaska Native Visual Representation – Commit to send intentional messaging of the ANSI to amplify and support the universities' work to strengthen a sense of place through art, signage, and other visible media.
- Publish an Annual Report on Alaska Native Success – Commit to publish an annual report on Alaska Native success at the UA, to capture qualitative and quantitative measures, to ensure transparency and accessibility. This year (2024) marks the third edition of this report, provided to AFN leadership, attendees, and delegates in recognition of our support and partnership. As the initiative has progressed, the report will continue to grow to include additional metrics, information, and highlights of Alaska Native and Indigenous excellence at the UA.
- Increase Awareness of Institutional Change in Messaging – Commit to promote ANSI efforts and progress, and work with each university to share successes within the university system and greater Alaska community. All three universities continue to support and expand their programs and academic offerings emphasizing

Alaska Native and Indigenous knowledge, including new programs and certificates in Alaska Native Business Management, Arts, Languages, and other studies.

The UAF's College of Rural and Community Development also became the College of Indigenous Studies in May 2024. This is the first such college in the nation, and will help set the UA apart as a center of national Indigenous excellence. The UA has integrated the ANSI into strategic plans, ranging from facilities to accreditation planning, to make Indigenous education and accessibility an embedded and ongoing part of our universities.

- Establish a Cabinet-level Alaska Native Position within the Office of the President – Create an executive-level position to support Alaska Native success, with the goal of building a sustainable and functional department. Following a search process, the UA hired a Senior Director of Alaska Native Success and Partnerships in December 2023. In addition, the UA Chief Human Resources Officer continues to serve as the UA President's Senior Advisor for Alaska Native Success, working closely with the Senior Director of Alaska Native Success and Partnerships and the ANSI leads at each university to advance progress for Indigenous People across the university.

ANSI accomplishments from across the UA include:

University of Alaska Anchorage (UAA)

The UAA launched courses on Indigenizing Education within the School of Education to help administrators and teachers implement Indigenous educational methods in their classrooms. The Alaska Native Science and Engineering Program (ANSEP) partnered with the Baird Foundation to help catapult ANSEP Business, supporting students in obtaining degrees within the College of Business and Public Policy and Alaska Native Business Management program. The ANSEP also celebrated the largest-ever graduating class of full-time Acceleration Academy students. A total of 52 students from communities across Alaska - including Anchorage, Matanuska-Susitna, Bethel, and Kotzebue - earned their high school diplomas and an impressive total of 3,336 college credits.

University of Alaska Fairbanks (UAF)

The future Troth Yedha' Indigenous Studies Center remains UAF's #1 capital priority. As UAF works towards completion of the design and advances to construction, this facility will serve as a flagship for integrating education, learning, and research, which engages Indigenous knowledge in solving global issues across the Arctic. Tamanta, a graduate program focused on elevating and integrating Indigenous knowledge with Western science, is now in the fifth year with 19 fellows. The fellows are changing the landscape of classes taught and the entities involved. In August 2024, the UAF's first Tamanta fellow defended their dissertation, which was titled "Salmon Stewardship and Indigenous Livelihoods: Bridging Knowledge Stems and Reshaping Research Relationality in the Kuskokwim Region of Southwestern Alaska."

University of Alaska Southeast (UAS)

The new Environmental Sciences building officially opened in the fall of 2024. Faculty and staff's vision for the new learning space is amplified by the selected name "Āak'w Ta Hit: House at the Head of the Little Lake." The Tlingit name builds on the historic significance of responsible stewardship of the land with care and responsibility. The UAS is grateful for the innovative partnership with the Sealaska Heritage Institute. Northwest Coast Arts and Indigenizing Education for Alaska Schools provide faculty, instruction, professional development, and student support. The Juneau campus hosted a range of spring and summer opportunities, including space for culturally rich high school camps and a convening of educators for the annual conference.

Safety and compliance are foundational issues at the UA. The UA ensures compliance with federal civil rights laws, working to prevent and address misconduct and discrimination under Title IX, Title VII, and the Americans with Disabilities Act among other laws. This also includes educating the UA community members on how and when to report, efficiently and effectively addressing received reports, providing parties with appropriate supportive measures, implementing consistent processes across the university, delivering quality student and employee sex and gender-based discrimination prevention training, and coalescing all of these efforts under federal guidance.

In 1996, Congress approved section 529 of the Internal Revenue Code, which allows families to save in a tax-advantaged way. The Education Trust of Alaska was formed by the UA in 2001 with the goal of creating and offering high-quality 529 plans to help residents prepare for future education expenses. These plans are specialized savings vehicles that allow students and families to start saving for post-secondary education as early as possible. Contributions are invested in accounts that grow on a tax-deferred basis and are tax-free when used for qualified

education expenses.

In the three 529 plans, the Education Trust of Alaska currently holds more than \$10 billion in assets invested for more than 300,000 beneficiaries across the country. Advisor-sold plans are facing headwinds nationally, and the John Hancock Plan's decline in beneficiaries reflects that national trend. Alaska 529 saw beneficiary increases due to the incentive program. Assets under management for the Education Trust of Alaska were \$10.5 billion at the close of FY2024, an increase of nearly eight percent from FY2023 and an increase of 17 percent (about \$1.6 billion) over the last five years.

Research

Grant-funded research expenditures reached an all-time high of \$220.3 million in FY2024, increasing by 14.1 percent (\$27.2 million) from FY2023 and 67.3 percent (\$88.6 million) over the last five years. This performance level surpasses the UA Board of Regent's adopted FY2027 target for this mission area, with near-term performance growth expected to continue. The FY2023 unrestricted general fund investment of \$2 million in alternative energy, along with other multi-year investments in drone technology, rare earth minerals, and heavy oil recovery, is expected to drive future expansion of grant-funded research.

Federally funded research at the UAF accounted for nearly all the increase, with \$167 million of the \$220.2 million total coming from federal sources. In FY2024, the UAF accounted for \$121.8 million in research expenditures compared to \$11.1 million at UAA, and \$175,000 at the UAS. Research and academic units generating more than \$5 million in external grant-funded revenue during FY2024 included the Geophysical Institute (\$52.8 million), the College of Fisheries and Ocean Sciences (\$28.1 million), the Institute of Northern Engineering (\$11.6 million), the International Arctic Research Center (\$8.8 million), and the Institute for Arctic Biology (\$11.2 million).

Scientific research brings direct value to Alaskans through investments in local economies and improvements in community life. A climate of innovation and collaboration fosters growth in research, creative works, and commercialization. It also engages undergraduate and graduate students, helping them gain the skills and knowledge needed to become future leaders.

Economic Development

The UA's partnerships help meet the workforce needs of Alaska. In addition to creating the workforce – the UA's research capacity is instrumental for Alaska's industry. The UA's researchers have 100 years of experience studying the Arctic, and are helping businesses plan for, adapt to, and compete for new opportunities in a changing climate.

The Alaska Small Business Development Center and the Accelerating Procurement Excellence (APEX) Accelerator each receive State match funding and report through the suite of programs housed within the UAA Business Enterprise Institute (BEI). The Alaska Small Business Development Center (SBDC) helped 1,634 clients in over 100 communities start 198 new businesses statewide, secure \$36 million in new private sector funding, and support 3,400 jobs. The SBDC provided \$40,000 in grant funding to five Alaskan innovators to help them apply for Small Business and Innovation Research grants, resulting in over \$400,000 in federal funding for their projects. The SBDC also partnered with the State of Alaska to secure \$59 million in new funding for a loan guarantee, loan collateral, and loan participation funds to help underserved small businesses access private sector capital. Additionally, the SBDC created a collation of 129 Alaska tribes to secure \$93 million in Tribal State Small Business Credit Initiative (SSBCI) funds. These efforts have helped Alaskan entrepreneurs survive and thrive.

The Alaska APEX Accelerator provides technical assistance, training, and resources to help Alaska businesses expand their reach in federal, state, and local government markets, contributing to a more robust and resilient United States supply chain. In 2023, management of the program transitioned to the Department of Defense, Office of Small Business Programs, enhancing the mission to support sustainable supply chains. Alaska APEX Accelerator assisted 486 businesses across more than 60 communities, delivering 1,750 hours of training and hosting Industry Day events to level the playing field for potential offerors. These services empowered clients to secure 5,600 government contracts valued at \$1.6 billion, with comprehensive support including up-to-date market research, the Bid Match program, and targeted guidance on procurement practices, driving economic opportunities statewide.

Philanthropy

The UA Foundation was established to solicit, manage, and invest donations for the UA's exclusive benefit. It is a private nonprofit corporation that operates as a public foundation on a fully self-support revenue model. It provides a critical service to students. More than 15 percent of degree recipients each year have been supported by scholarships administered by the UA Foundation.

The UA Foundation, UAA, UAF, UAS, and UA System Office began the UA's first systemwide philanthropic fundraising campaign, For Alaska, in FY2017. The public launch of this campaign took place in March 2021, with the announcement of a total dollar goal of \$200 million to be raised through June 30, 2024. This is a comprehensive fundraising campaign with all private support counted including outright gifts and pledges, planned gifts, and private grants. Through the collective generosity of nearly 22,000 unique donors to the campaign, including more than 12,000 first time donors and a 53.4 percent increase in Alumni giving, For Alaska far surpassed the goal, raising \$277 million through generous contributions from individuals, corporations, and foundations to support students, faculty, and programs across the UA. The universities advancement teams and the UA Foundation have developed a communications plan to share the impact of the private contributions made during the campaign on UA students, faculty, programs, and research. This is a unique moment in the UA's history—a time to celebrate the support of donors from across the country and their vote of confidence in the three universities. For more information on the For Alaska campaign, please visit: www.alaska.edu/foundation/campaign.php.

The UA Giving Day tradition, which launched in the fall of 2020, is a collaborative effort between the UA Foundation and the three universities. The "49 Hours for Alaska" online event focused on the impact the universities have on thousands of lives and livelihoods across the state and encouraged philanthropic support for students, academic and training programs, and research.

The UA Giving Day provides opportunities to engage the community and expand the system's donor base while increasing the UA's brand awareness within and outside the state. In FY2024, the event raised more than \$1.3 million from more than 2,000 alumni, community members, corporate partners, faculty, and staff. Donations came from 46 states and seven countries and were designated to support specific programs, scholarship funds, or research enterprises.

Effective and Efficient Use of Resources

The UA has put over 60 percent of the funding appropriated for deferred maintenance, renewal, and repurposing projects between FY2020 and FY2024 to work, taking the opportunity to reduce operating costs as part of each capital renewal project.

The UA campuses are actively managing space to increase utilization and to reduce the cost of facility ownership. Space management strategies being used are:

- Selling, leasing, or public-private-partnerships (P3) of facilities and land to provide a source of capital for reinvestment, reduce recurring asset maintenance costs, and potentially reduce ownership risk.
- Reviewing space utilization and management strategies across campuses.
- Identifying facilities for possible demolition that are beyond their useful life.
- Identifying facilities for possible adaptive reuse.

The UA is making progress on a remedy to the historic land grant deficit. A federal bill, drafted by Alaska's Congressional Delegation, establishes a federal program that would permit the State to allocate up to 360,000 acres of federal land provided to the State that would be conveyed to the UA. The bill was passed by Congress and signed into law at the end of 2022. This law provides the UA four years to:

- Identify and select 500,000 acres of State valid or top-filed general selection lands.
- Secure concurrence on the selections from the State.

The law also directs the Secretary of the Interior to convey up to 360,000 acres of the UA's 500,000 acres of selections; however, the law does not dictate when the lands are to be conveyed. The University of Alaska Land Management (UALM) is working to identify 500,000 acres of land and secure State concurrence before the December 29, 2026, selection deadline. The UALM has submitted 380,535 acres to the State of Alaska, Department of Natural Resources, for consideration, with 96,406 acres submitted to the Department of Interior, U.S. Bureau of Land Management, for joint relinquishment and conveyance.

The Land Grant web pages are updated regularly, and soon, UALM will be rolling out new campaign materials – print, videos, and new storytelling elements to help community members better understand the process, the significance of the Land Grant initiative, and ways to engage. Visit UALM website: <https://www.alaska.edu/ualand/about/land-grant/index.php>.

Technology

In FY2024, the UA Office of Information Technology (OIT) achieved several key milestones, including:

- **Improved Network Infrastructure:** Deployed Starlink to rural campuses providing drastically faster speeds and improved resiliency, upgraded core network speeds for research and education, and modernized data center hardware for increased capacity and energy efficiency.
- **Modernized Enterprise Applications:** Launched a major upgrade to the enterprise resource planning (ERP) system, successfully deployed the first phases of the Student Information System modernization program and procured a new enterprise data warehouse solution.
- **Enhanced Security:** Facilitated now mandatory cybersecurity training, implemented multi-factor authentication for students, established a new security review processes for technology acquisitions, and expanded vulnerability management.
- **Embraced GenAI:** Developed guidelines for responsible artificial intelligence (AI) adoption and deployed initial vendor-provided generative AI services for use by the university community.

Key Department Challenges

Enrollment

Alaska has historically had one of the lowest college-going rates in the nation and consistently ranks last or second to last of all 50 states in the percentage of high school graduates going to college immediately after high school. The UA and the State of Alaska, Department of Education and Early Development (DEED), have a common goal of increasing the proportion of Alaska high school graduates who go on to college directly after graduating; however, observable progress has been difficult to achieve. Within one year of graduation, 33 percent of Alaska public high school graduates (class of 2022) enrolled in college, this is down from 35 percent for the class of 2021. For comparison, the national average for the percent of graduates going directly to college following high school was 63 percent (class of 2021), this is down from 69 percent for the class of 2018. (See the DEED – Alaska Commission on Postsecondary Education: Office of Management and Budget Performance measures: https://omb.alaska.gov/html/performance/ABS/index_R68.html#td10693.)

Technology

Significant efforts continue to improve the UA's cybersecurity posture. This is a critical focus area as institutions of higher education have become primary targets due to research activities and the possession of significant amounts of personally identifiable information (PII) and other sensitive information and regulated data. Balancing the Student Information System modernization and Enterprise Resource Planning upgrades and other critical technology initiatives with daily operations is also a major challenge. The quick evolution of generative AI also presents a challenging and unique opportunity to adapt and grow with this evolving technology. The development of the UA generative AI tools, and guidance while ensuring appropriate data protection is becoming a key focus.

Financial

The UA continues to request sustained capital funding to protect and maintain the aging physical assets. Aging facilities and functional obsolescence detract from student recruitment and retention. Although the UA has worked to reduce the footprint by selling or demolishing underutilized facilities, the need for a continual State capital investment is critical to the UA's ability to offer students a functional, modern, and safe learning environment.

The UA is responsible for maintaining facilities and infrastructure across the state, with nearly 400 facilities totaling 8.2 million gross square feet, an average age of 37 years, a replacement value of \$7.1 billion, and a deferred maintenance/renewal and repurposing (DM/R&R) backlog of over \$1.5 billion. Annual funding is necessary to

preserve these important State assets.

Due to many years of deferred critical capital projects, there is increasing risk and evidence of building closures. There have been numerous unplanned closures causing significant hardship on student learning and research activities, as well as the associated lost productivity of university students, faculty/researchers, and staff.

Other financial challenges facing the UA include:

- Due to the competitive labor market, the UA is experiencing overall increased compensation costs.
- The UA continues to experience higher staff benefit costs, mostly for healthcare, and is exploring options to help mitigate these cost increases.

Significant Changes in Results to be Delivered in FY2026

The UA is on a solid foundation, and strategically investing in long-term stability and growth to Empower Alaska and meet future State needs. The UA Board of Regents began a process to adopt a “Roadmap to Empower Alaska.” The “roadmap” revises and augments the goals and measures to establish a robust plan for the UA to advance Alaska’s economy through education, workforce development, research, and strong partnerships across this great state.

The three pillars of the roadmap represent the UA Board of Regents’ long-term vision for the university and are framed by guiding principles and achieved through the implementation of priority strategies to meet Board-established system goals and through well-defined university/system office missions, roles, and goals.

- Financially Responsible and Future-Focused: The universities and community campuses are efficient and responsive with diversified funding focused on growing enrollment and research to meet Alaska’s workforce and economic needs.
- State and Arctic Leadership: Working together within the UA, the universities and community campuses are innovative and essential to education, research, workforce, and economic development for local communities and the State of Alaska and lead the nation in advancing the United States in the changing Arctic.
- Quality Reputation: The universities and community campuses each carry a high-value, high-quality reputation and are respected as innovative and responsive ‘jewels’ in the state and their region and communities.

Guiding Principles include:

- Student-centric.
- Consistent with and/or employs national best practices.
- Innovative and transformative.
- Leverages current assets and resources, recognizing existing capacity and expertise within the system, to attract new revenues and support growth.
- Rewards collaboration across universities.
- Data-informed and data-driven.

System Goals

The goals adopted by the UA Board of Regents in February 2021 were developed in consultation with students, staff, faculty, and other university stakeholders, and represent specific aspirations for the UA as a whole. Based on input from the UA Board of Regents and other stakeholders, the following goals have been revised to be more action-oriented:

- Deliver academic excellence and success at all levels (faculty/curriculum-focused).
- Modernize Student Experience (increase enrollment, retention, and graduation).
- Contribute to Alaska’s skilled workforce and engaged citizenship.
- Operate efficiently, effectively, and responsibly.
- Grow the world-class research.
- Provide a welcoming, diverse, equitable, and inclusive university for all students, faculty, and staff.

The UA Board of Regents identified six priority strategies with implementation plans that will contribute significantly to achieving the university and system goals, supporting and fulfilling the pillars. The UA Board of Regents will direct university leadership to develop strategies and implementation plans for the priorities. The priorities will change periodically (not less than annually) as the UA Board of Regents identify higher priorities or when priorities are

accomplished. Progress on these priority strategies will be monitored by the UA Board of Regents at the quarterly meetings.

The priority strategy areas are:

Increasing Recruitment, Retention, and Graduation (Includes Systemwide Enrollment Plan)

The UA Board of Regents ad hoc committee for recruitment, retention, and graduation continues the work with the consulting team from the Education Advisory Board (EAB). Members of the EAB team have visited all three universities and provided an update to the ad hoc committee in November 2024. Ongoing efforts by the universities have improved Freshman-to-sophomore retention to 68 percent, a seven-year high, and fall 2024 student credit hours are up more than three percent over fall 2023.

The UA will be collaborating with the Alaska Commission on Postsecondary Education (ACPE), Alaska Department of Education and Early Development (DEED), and other stakeholders to develop strategies to further encourage students to take advantage of recent changes in the Alaska Performance Scholarship (APS) and encourage Free Application for Federal Student Aid (FAFSA) completion. Although the legislation (HB 148, Chapter 4, SLA 2024) has only recently gone into effect, these changes to APS have helped to drive a 22 percent increase in first-time APS recipients in fall 2024 over fall 2023.

Sustaining Facilities Maintenance and Modernization Plan

The UA continues to strategize on the best solution to ensure consistent annual state funding for deferred maintenance and modernization.

Achieving Cost-Efficient Operations

Significant progress is being made on a number of business process improvements. Specific to the Banner 9 Self-Service implementation, two Human Resource updates went live in October 2024. The updates are related to federal income tax withholding elections and annual income tax reporting. The two advancements will reduce manual data entry and allow paperless/electronic delivery of tax forms. Additionally, feedback is being solicited for the directory service automation, and working groups are exploring time and leave reporting, as well as streamlining the on-boarding/off-boarding process for students, staff, and faculty.

UAF Reaching Research 1 (R1) Status in 2027

The Carnegie Classification is a national framework for categorizing universities in the United States. The UAF has consistently been classified as an R2 university, a distinction held by about seven percent of universities nationally. Reviews are conducted every three years. The UAF's upcoming opportunities to achieve R1 status are 2027, based on their FY2024-FY2026 performance, and 2030, based on their FY2027-FY2029 performance. Since the last UA Board of Regents meeting, UAF has continued to distribute funding to support PhD completion, facilitated a R1 Strategy workshop, and developed additional outreach materials.

Empower Alaska Branding/Public Awareness Campaign

The UA launched a three-year public awareness campaign to enhance the overall reputation of the university system and educate Alaskans about the university's role in fueling the economy and providing Alaska with an educated and well-trained workforce. This priority strategy is continuing to make good progress. Since the last UA Board of Regent meeting, the final round of docuseries videos has been shot, the campaign has received multiple additional awards, and the Office of Public Affairs has explored ways to leverage the campaign's success beyond the end of FY2025. The UA is here to empower Alaska (<https://empower.alaska.edu/>).

Building Arctic Leaders

As part of the Rasmuson Foundation's annual Grantmakers Tour of Alaska, the UA's President highlighted the university's arctic expertise and community partnerships for representatives of national foundations with an interest in supporting Alaska programs. In addition, the Arctic Leadership Program Director is working with the Arctic postdocs to begin structuring the program for the spring 2025 student cohort. The UA began formal outreach to potential partner organizations to offer expertise, insights, and internships for the future student cohorts.

Currently, the UA is planning the fifth annual UA Giving Day, "49 Hours for Alaska", which will be held in March 2025. Last year's online giving day was a tremendous success, raising over \$1.3 million in 49 hours from over 2,000 alumni, community members, corporate partners, faculty, and staff.

The UA will continue the “Did You Know?” series to highlight the breadth, excellence, and collaboration of programs across the university. These messages will help communicate stability, confidence, and trust in the universities’ programs; elevate the value of higher education in the state, and increase enrollment in higher education (<https://www.alaska.edu/news/did-you-know/>).

Contact Information	
President: Pat Pitney Phone: (907) 450-8000 E-mail: ua.president@alaska.edu	Vice President, University Relations: Michelle Rizk Phone: (907) 450-8187 E-mail: marizk@alaska.edu

FY2026 Capital Budget Request

Project Title	Unrestricted Gen (UGF)	Designated Gen (DGF)	Other Funds	Federal Funds	Total Funds
UAF Agriculture and Food Systems for Alaska's Economic Sustainability	3,000,000	0	0	0	3,000,000
UAF R1 Strategy Continuity	5,000,000	0	0	0	5,000,000
UAF Alaska Center University of Alaska Southeast Integration (ACUASI) (Year 4)	6,000,000	0	0	0	6,000,000
UAF Seward Marine Center-Infrastructure and Shore Side Ship Support Facility Renewal and Replacement	0	0	0	85,300,000	85,300,000
UAA Alaska Leaders Archives Consortium Library Renovation	1,250,000	0	28,200,000	6,300,000	35,750,000
UAS Mariculture Program Expansion	2,000,000	0	0	0	2,000,000
Department Total	17,250,000	0	28,200,000	91,600,000	137,050,000

This is an appropriation level summary only. For allocations and the full project details see the capital budget.

Summary of Department Budget Changes by RDU

From FY2025 Management Plan to FY2026 Governor

All dollars shown in thousands

	<u>Unrestricted Gen (UGF)</u>	<u>Designated Gen (DGF)</u>	<u>Other Funds</u>	<u>Federal Funds</u>	<u>Total Funds</u>
FY2025 Management Plan	341,021.4	335,861.6	75,530.5	191,837.0	944,250.5
One-time items:					
-Univ of Alaska Anchorage	-1,250.3	0.0	-2,112.5	0.0	-3,362.8
-Univ of Alaska Fairbanks	-7,143.0	-14,600.0	0.0	0.0	-21,743.0
-Univ of Alaska Southeast	-1,723.4	0.0	0.0	0.0	-1,723.4
Adjustments which continue current level of service:					
-UA System Office	1,682.9	-148.1	300.0	0.0	1,834.8
-Univ of Alaska Anchorage	6,862.0	-13,375.7	17,570.0	75.1	11,131.4
-Univ of Alaska Fairbanks	10,258.9	-9,971.4	10,200.0	4,328.1	14,815.6
-Enterprise Entities	0.0	49.2	0.0	0.0	49.2
-Univ of Alaska Southeast	1,517.3	-2,213.1	2,400.0	17.6	1,721.8
Proposed budget increases:					
-Budget	0.0	6,634.6	0.0	0.0	6,634.6
Reductions/Additions					
-UA System Office	204.6	1,210.2	15,540.0	0.0	16,954.8
-Univ of Alaska Anchorage	1,089.6	9,655.3	1,610.0	2,800.0	15,154.9
-Univ of Alaska Fairbanks	2,391.4	13,985.3	97,760.0	16,000.0	130,136.7
-Univ of Alaska Southeast	214.4	679.2	350.0	1,200.0	2,443.6
Proposed budget decreases:					
-Budget	0.0	-1,054.5	0.0	0.0	-1,054.5
Reductions/Additions					
-UA System Office	0.0	-218.5	0.0	0.0	-218.5
-Univ of Alaska Anchorage	0.0	-2,985.3	0.0	0.0	-2,985.3
-Univ of Alaska Fairbanks	0.0	-1,840.5	0.0	0.0	-1,840.5
-Univ of Alaska Southeast	0.0	-1,106.7	0.0	0.0	-1,106.7
FY2026 Governor	355,125.8	320,561.6	219,148.0	216,257.8	1,111,093.2

Department Totals
University of Alaska

Description	FY2024 Actuals	FY2025 Enrolled	FY2025 Authorized	FY2025 Management Plan	FY2026 Governor Adjusted Base	FY2026 Governor	FY2025 Management Plan vs FY2026 Governor	
Department Totals	1,006,071.9	932,928.3	944,250.5	944,250.5	946,819.1	1,111,093.2	166,842.7	17.7%
Objects of Expenditure:								
1000 Personal Services	527,820.1	566,725.9	566,725.9	575,312.7	602,795.5	624,342.1	49,029.4	8.5%
2000 Travel	19,044.9	18,802.3	18,802.3	17,171.8	17,171.8	18,478.3	1,306.5	7.6%
3000 Services	292,202.8	188,052.7	197,569.4	200,653.7	192,752.0	318,636.6	117,982.9	58.8%
4000 Commodities	71,581.3	64,824.6	64,824.6	72,427.6	72,427.6	74,219.8	1,792.2	2.5%
5000 Capital Outlay	43,127.4	21,533.9	21,533.9	14,990.5	14,990.5	17,719.7	2,729.2	18.2%
7000 Grants, Benefits	33,684.8	29,295.3	51,100.8	41,040.0	26,240.0	37,255.0	-3,785.0	-9.2%
8000 Miscellaneous	18,610.6	43,693.6	23,693.6	22,654.2	20,441.7	20,441.7	-2,212.5	-9.8%
Funding Source:								
1002 Fed Rcpts (Fed)	186,139.9	191,837.0	191,837.0	191,837.0	196,257.8	216,257.8	24,420.8	12.7%
1003 GF/Match (UGF)	4,777.3	4,777.3	4,777.3	4,777.3	4,777.3	4,777.3	0.0	0.0%
1004 Gen Fund (UGF)	316,385.2	331,121.6	335,238.3	335,238.3	345,442.7	349,342.7	14,104.4	4.2%
1007 I/A Rcpts (Other)	18,241.5	11,116.0	11,116.0	11,116.0	11,116.0	11,116.0	0.0	0.0%
1037 GF/MH (UGF)	765.3	1,005.8	1,005.8	1,005.8	1,005.8	1,005.8	0.0	0.0%
1048 Univ Rcpt (DGF)	338,849.7	316,155.1	316,155.1	316,155.1	316,996.0	313,926.0	-2,229.1	-0.7%
1061 CIP Rcpts (Other)	7,482.0	4,181.0	4,181.0	4,181.0	4,181.0	4,181.0	0.0	0.0%
1092 MHTAAR (Other)	1,858.4	2,112.5	2,112.5	2,112.5	1,715.0	1,870.0	-242.5	-11.5%
1108 Stat Desig (Other)	0.0	0.0	0.0	0.0	0.0	68,360.0	68,360.0	100.0%
1151 VoTech Ed (DGF)	6,633.8	0.0	7,205.5	7,205.5	7,205.5	6,634.6	-570.9	-7.9%
1174 UA I/A (Other)	124,847.3	58,121.0	58,121.0	58,121.0	58,121.0	133,621.0	75,500.0	129.9%
1226 High Ed (DGF)	0.0	12,500.0	12,500.0	12,500.0	0.0	0.0	-12,500.0	-100.0%
1234 LicPlates (DGF)	0.1	1.0	1.0	1.0	1.0	1.0	0.0	0.0%
1265 COVID Fed (Fed)	91.4	0.0	0.0	0.0	0.0	0.0	0.0	0.0%
Totals:								
Unrestricted Gen (UGF)	321,927.8	336,904.7	341,021.4	341,021.4	351,225.8	355,125.8	14,104.4	4.1%
Designated Gen (DGF)	345,483.6	328,656.1	335,861.6	335,861.6	324,202.5	320,561.6	-15,300.0	-4.6%
Other Funds	152,429.2	75,530.5	75,530.5	75,530.5	75,133.0	219,148.0	143,617.5	190.1%
Federal Funds	186,231.3	191,837.0	191,837.0	191,837.0	196,257.8	216,257.8	24,420.8	12.7%
Positions:								
Permanent Full Time	3,664	3,667	3,667	3,841	3,841	3,863	22	0.6%
Permanent Part Time	207	207	207	343	343	343	0	0.0%
Non Permanent	0	0	0	0	0	0	0	0.0%

Component Summary Unrestricted General Funds Only
University of Alaska

Results Delivery Unit/ Component	FY2024 Actuals	FY2025 Enrolled	FY2025 Authorized	FY2025 Management Plan	FY2026 Governor Adjusted Base	FY2026 Governor	FY2025 Management Plan vs FY2026 Governor	
Budget Reductions/Additions								
Systemwide Reduction/Additions	0.0	22,427.7	22,227.7	0.0	0.0	0.0	0.0	0.0%
RDU Totals:	0.0	22,427.7	22,227.7	0.0	0.0	0.0	0.0	0.0%
UA System Office								
Systemwide Services	8,914.8	9,789.8	9,789.8	10,606.7	11,917.4	11,922.0	1,315.3	12.4%
Office of Information Technology	7,923.7	7,048.7	7,048.7	8,279.5	8,651.7	8,851.7	572.2	6.9%
RDU Totals:	16,838.5	16,838.5	16,838.5	18,886.2	20,569.1	20,773.7	1,887.5	10.0%
University of Alaska Anchorage								
Anchorage Campus	101,605.0	97,675.7	98,726.1	105,302.9	110,143.1	111,232.7	5,929.8	5.6%
Small Business Dev Center	959.6	959.6	959.6	959.6	959.6	959.6	0.0	0.0%
Kenai Peninsula College	4,318.1	6,818.1	6,818.1	7,186.0	7,489.6	7,489.6	303.6	4.2%
Kodiak College	2,091.2	2,491.2	2,491.2	2,618.5	2,709.7	2,709.7	91.2	3.5%
Matanuska-Susitna College	4,987.6	4,987.6	4,987.6	5,287.2	5,523.5	5,523.5	236.3	4.5%
Prince Wm Sound College	1,903.5	2,903.5	2,903.5	3,052.9	3,193.3	3,193.3	140.4	4.6%
RDU Totals:	115,865.0	115,835.7	116,886.1	124,407.1	130,018.8	131,108.4	6,701.3	5.4%
University of Alaska Fairbanks								
Troth Yeddha' Campus	0.0	0.0	0.0	0.0	154,329.1	156,720.5	156,720.5	100.0%
College of Indigenous Studies	0.0	0.0	0.0	0.0	5,720.7	5,720.7	5,720.7	100.0%
Fairbanks Campus	147,517.1	141,006.2	142,549.2	152,349.3	0.0	0.0	-152,349.3	-100.0%
Bristol Bay Campus	1,171.2	1,171.2	1,171.2	1,217.9	1,284.1	1,284.1	66.2	5.4%
Chukchi Campus	648.9	648.9	648.9	674.6	704.1	704.1	29.5	4.4%
College of Rural and Comm Dev	5,252.2	5,098.4	5,098.4	5,330.6	0.0	0.0	-5,330.6	-100.0%
Interior Alaska Campus	1,420.1	1,420.1	1,420.1	1,496.3	0.0	0.0	-1,496.3	-100.0%
Kuskokwim Campus	2,566.3	2,525.1	2,525.1	2,657.5	2,821.1	2,821.1	163.6	6.2%
Northwest Campus	1,263.6	1,263.6	1,263.6	1,324.5	1,399.6	1,399.6	75.1	5.7%
UAF Community and Tech College	5,508.6	5,358.6	5,358.6	6,122.8	8,030.7	8,030.7	1,907.9	31.2%
RDU Totals:	165,348.0	158,492.1	160,035.1	171,173.5	174,289.4	176,680.8	5,507.3	3.2%
University of Alaska Southeast								
Juneau Campus	19,353.9	19,063.6	19,262.5	20,462.8	21,479.6	21,694.0	1,231.2	6.0%
Ketchikan Campus	1,941.4	1,941.4	1,941.4	2,100.0	2,250.3	2,250.3	150.3	7.2%
Sitka Campus	2,581.0	2,305.7	3,830.1	3,991.8	2,618.6	2,618.6	-1,373.2	-34.4%
RDU Totals:	23,876.3	23,310.7	25,034.0	26,554.6	26,348.5	26,562.9	8.3	0.0%
Unrestricted Gen (UGF):	321,927.8	336,904.7	341,021.4	341,021.4	351,225.8	355,125.8	14,104.4	4.1%
Designated Gen (DGF):	0.0	0.0	0.0	0.0	0.0	0.0	0.0	0.0%
Other Funds:	0.0	0.0	0.0	0.0	0.0	0.0	0.0	0.0%
Federal Funds:	0.0	0.0	0.0	0.0	0.0	0.0	0.0	0.0%
Total Funds:	321,927.8	336,904.7	341,021.4	341,021.4	351,225.8	355,125.8	14,104.4	4.1%

Component Summary All Funds

University of Alaska

Results Delivery Unit/ Component	FY2024 Actuals	FY2025 Enrolled	FY2025 Authorized	FY2025 Management Plan	FY2026 Governor Adjusted Base	FY2026 Governor	FY2025 Management Plan vs FY2026 Governor	
Budget Reductions/Additions								
Systemwide Reduction/Additions	0.1	33,530.0	40,535.5	1,055.5	1,055.5	6,635.6	5,580.1	528.7%
RDU Totals:	0.1	33,530.0	40,535.5	1,055.5	1,055.5	6,635.6	5,580.1	528.7%
UA System Office								
Systemwide Services	45,524.9	32,432.6	32,432.6	30,190.6	31,533.9	46,865.2	16,674.6	55.2%
Office of Information Technology	19,172.1	18,530.3	18,530.3	20,061.1	20,552.6	21,957.6	1,896.5	9.5%
RDU Totals:	64,697.0	50,962.9	50,962.9	50,251.7	52,086.5	68,822.8	18,571.1	37.0%
University of Alaska Anchorage								
Anchorage Campus	267,883.6	251,303.3	252,353.7	263,723.6	270,156.0	283,961.7	20,238.1	7.7%
Small Business Dev Center	3,723.1	3,684.6	3,684.6	3,701.4	3,701.4	3,701.4	0.0	0.0%
Kenai Peninsula College	12,853.8	16,588.9	16,588.9	17,674.5	18,193.3	17,544.9	-129.6	-0.7%
Kodiak College	4,486.8	5,687.1	5,687.1	6,424.6	6,556.9	5,981.7	-442.9	-6.9%
Matanuska-Susitna College	8,998.5	13,577.1	13,577.1	14,277.8	14,608.9	14,428.8	151.0	1.1%
Prince Wm Sound College	5,715.0	6,409.2	6,409.2	6,657.8	6,856.8	6,779.4	121.6	1.8%
RDU Totals:	303,660.8	297,250.2	298,300.6	312,459.7	320,073.3	332,397.9	19,938.2	6.4%
University of Alaska Fairbanks								
Troth Yeddha' Campus	0.0	0.0	0.0	0.0	459,018.0	588,778.7	588,778.7	100.0%
College of Indigenous Studies	0.0	0.0	0.0	0.0	9,426.1	9,344.2	9,344.2	100.0%
Fairbanks Campus	545,192.1	449,243.5	450,786.5	467,340.0	0.0	0.0	-467,340.0	-100.0%
Bristol Bay Campus	2,517.6	3,909.0	3,909.0	3,986.7	4,083.7	4,083.7	97.0	2.4%
Chukchi Campus	1,032.8	2,214.1	2,214.1	2,255.9	2,299.2	2,299.2	43.3	1.9%
College of Rural and Comm Dev	13,597.3	8,664.8	8,664.8	8,999.7	0.0	0.0	-8,999.7	-100.0%
Interior Alaska Campus	3,703.9	4,708.1	4,708.1	4,925.7	0.0	0.0	-4,925.7	-100.0%
Kuskokwim Campus	4,482.2	5,723.8	5,723.8	5,954.2	6,132.6	6,085.2	131.0	2.2%
Northwest Campus	2,065.5	4,705.3	4,705.3	4,831.4	4,919.9	4,872.6	41.2	0.9%
UAF Community and Tech College	11,101.7	12,025.9	12,025.9	14,021.7	19,508.4	18,220.5	4,198.8	29.9%
RDU Totals:	583,693.1	491,194.5	492,737.5	512,315.3	505,387.9	633,684.1	121,368.8	23.7%
Enterprise Entities								
Education Trust of Alaska	5,931.4	5,669.9	5,669.9	8,977.6	9,026.8	9,026.8	49.2	0.5%
RDU Totals:	5,931.4	5,669.9	5,669.9	8,977.6	9,026.8	9,026.8	49.2	0.5%
University of Alaska Southeast								
Juneau Campus	37,466.1	41,990.8	42,189.7	44,138.2	45,286.9	47,396.2	3,258.0	7.4%
Ketchikan Campus	5,072.1	5,040.5	5,040.5	5,768.0	5,952.0	5,438.8	-329.2	-5.7%
Sitka Campus	5,551.3	7,289.5	8,813.9	9,284.5	7,950.2	7,691.0	-1,593.5	-17.2%
RDU Totals:	48,089.5	54,320.8	56,044.1	59,190.7	59,189.1	60,526.0	1,335.3	2.3%
Unrestricted Gen (UGF):	321,927.8	336,904.7	341,021.4	341,021.4	351,225.8	355,125.8	14,104.4	4.1%
Designated Gen (DGF):	345,483.6	328,656.1	335,861.6	335,861.6	324,202.5	320,561.6	-15,300.0	-4.6%
Other Funds:	152,429.2	75,530.5	75,530.5	75,530.5	75,133.0	219,148.0	143,617.5	190.1%
Federal Funds:	186,231.3	191,837.0	191,837.0	191,837.0	196,257.8	216,257.8	24,420.8	12.7%
Total Funds:	1,006,071.9	932,928.3	944,250.5	944,250.5	946,819.1	1,111,093.2	166,842.7	17.7%

Component Summary All Funds
University of Alaska

Results Delivery Unit/ Component	FY2024 Actuals	FY2025 Enrolled	FY2025 Authorized	FY2025 Management Plan	FY2026 Governor Adjusted Base	FY2026 Governor	FY2025 Management Plan vs FY2026 Governor	
Permanent Full Time:	3,664	3,667	3,667	3,841	3,841	3,863	22	0.6%
Permanent Part Time:	207	207	207	343	343	343	0	0.0%
Non Permanent:	0	0	0	0	0	0	0	0.0%
Total Positions:	3,871	3,874	3,874	4,184	4,184	4,206	22	0.5%

State of Alaska FY2026 Governor's Operating Budget

University of Alaska Budget Reductions/Additions - Systemwide RDU/Component Budget Summary

RDU/Component: Budget Reductions/Additions - Systemwide

Contribution to Department's Mission

This Results Delivery Unit (RDU) is used for budgetary purposes only. Its components are used for systemwide unallocated funding and legislative adjustments. Legislated funds are distributed at the direction of the Board of Regents to the components where the actual expenditures occur.

Core Services

- This RDU is used for budgetary purposes only. Its components are used for systemwide unallocated funding and legislative adjustments. Legislated funds are distributed at the direction of the Board of Regents to the components where the actual expenditures occur.

Major Component Accomplishments in 2024

This RDU is used for budgetary purposes only. Its components are used for systemwide unallocated funding and legislative adjustments. Legislated funds are distributed at the direction of the Board of Regents to the components where the actual expenditures occur.

Key Component Challenges

This RDU is used for budgetary purposes only. Its components are used for systemwide unallocated funding and legislative adjustments. Legislated funds are distributed at the direction of the Board of Regents to the components where the actual expenditures occur.

Significant Changes in Results to be Delivered in FY2026

This RDU is used for budgetary purposes only. Its components are used for systemwide unallocated funding and legislative adjustments. Legislated funds are distributed at the direction of the Board of Regents to the components where the actual expenditures occur.

Statutory and Regulatory Authority

No statutes and regulations.

Contact Information
Contact: Michelle Rizk, Vice President, University Relations Phone: (907) 450-8187 E-mail: marizk@alaska.edu

Component Detail All Funds
University of Alaska

Component: Budget Reductions/Additions - Systemwide (1296)
RDU: Budget Reductions/Additions (233)

Non-Formula Component

	FY2024 Actuals	FY2025 Enrolled	FY2025 Authorized	FY2025 Management Plan	FY2026 Governor Adjusted Base	FY2026 Governor	FY2025 Management Plan vs FY2026 Governor	
1000 Personal Services	0.0	20,583.0	20,583.0	0.0	0.0	0.0	0.0	0.0%
2000 Travel	0.0	0.0	0.0	0.0	0.0	0.0	0.0	0.0%
3000 Services	0.1	12,947.0	12,747.0	1,055.5	1,055.5	1.0	-1,054.5	-99.9%
4000 Commodities	0.0	0.0	0.0	0.0	0.0	0.0	0.0	0.0%
5000 Capital Outlay	0.0	0.0	0.0	0.0	0.0	0.0	0.0	0.0%
7000 Grants, Benefits	0.0	0.0	7,205.5	0.0	0.0	6,634.6	6,634.6	100.0%
8000 Miscellaneous	0.0	0.0	0.0	0.0	0.0	0.0	0.0	0.0%
Totals	0.1	33,530.0	40,535.5	1,055.5	1,055.5	6,635.6	5,580.1	528.7%
Fund Sources:								
1002 Fed Rcpts (Fed)	0.0	3,511.1	3,511.1	0.0	0.0	0.0	0.0	0.0%
1004 Gen Fund (UGF)	0.0	22,427.7	22,227.7	0.0	0.0	0.0	0.0	0.0%
1048 Univ Rcpt (DGF)	0.0	7,590.2	7,590.2	0.0	0.0	0.0	0.0	0.0%
1151 VoTech Ed (DGF)	0.0	0.0	7,205.5	1,054.5	1,054.5	6,634.6	5,580.1	529.2%
1234 LicPlates (DGF)	0.1	1.0	1.0	1.0	1.0	1.0	0.0	0.0%
Unrestricted General (UGF)	0.0	22,427.7	22,227.7	0.0	0.0	0.0	0.0	0.0%
Designated General (DGF)	0.1	7,591.2	14,796.7	1,055.5	1,055.5	6,635.6	5,580.1	528.7%
Other Funds	0.0	0.0	0.0	0.0	0.0	0.0	0.0	0.0%
Federal Funds	0.0	3,511.1	3,511.1	0.0	0.0	0.0	0.0	0.0%
Positions:								
Permanent Full Time	0	0	0	0	0	0	0	0.0%
Permanent Part Time	0	0	0	0	0	0	0	0.0%
Non Permanent	0	0	0	0	0	0	0	0.0%

Change Record Detail - Multiple Scenarios with Descriptions
University of Alaska

Component: Budget Reductions/Additions - Systemwide (1296)

RDU: Budget Reductions/Additions (233)

Scenario/Change Record Title	Trans Type	Totals	Personal Services	Travel	Services	Commodities	Capital Outlay	Grants, Benefits	Miscellaneous	PFT	PPT	NP
***** Changes From FY2025 Enrolled To FY2025 Authorized *****												
FY2025 Enrolled												
	Enrolled	33,530.0	20,583.0	0.0	12,947.0	0.0	0.0	0.0	0.0	0	0	0
1002 Fed Rcpts		3,511.1										
1004 Gen Fund		22,427.7										
1048 Univ Rcpt		7,590.2										
1234 LicPlates		1.0										
Alaska Performance Scholarship; Eligibility Ch4 SLA2024 (HB148) (Sec2 Ch7 SLA2024 P46 L28 (HB268))												
	FisNot	7,205.5	0.0	0.0	0.0	0.0	0.0	7,205.5	0.0	0	0	0
1151 VoTech Ed		7,205.5										
This legislation changes the amount collected from .16 percent to .25 percent of employee wages, as set out in AS 23.20.175.												
Funding authorization for the University of Alaska is modified by this fiscal note based on FY2025 Department of Labor and Workforce Development revenue projections.												
This legislation allocates \$1,105.8, five percent (5%) of the funding, directly to the University of Alaska Southeast.												
Alaska Tuition Assistance for Alaska National Guard and Naval Militia Members												
	Veto	-200.0	0.0	0.0	-200.0	0.0	0.0	0.0	0.0	0	0	0
1004 Gen Fund		-200.0										
Preserve general funds for savings and fiscal stability. Retains \$200.0 for education purposes in the University of Alaska and \$200.0 in the Department of Military and Veterans' Affairs.												
Subtotal 40,535.5 20,583.0 0.0 12,747.0 0.0 0.0 7,205.5 0.0 0 0 0												
***** Changes From FY2025 Authorized To FY2025 Management Plan *****												
Transfer General Funds from Anchorage Campus for continued Alaska National Guard Tuition Assistance												
	Trin	200.0	0.0	0.0	200.0	0.0	0.0	0.0	0.0	0	0	0
1004 Gen Fund		200.0										
Transfer of general funds between allocations to continue providing \$400.0 annually for Alaska National Guard Tuition Assistance.												
Budget Reductions/Additions – Systemwide: \$200.0 Anchorage Campus: (\$200.0)												
Distribute Federal Receipt Authority												
	Trout	-3,511.1	0.0	0.0	-3,511.1	0.0	0.0	0.0	0.0	0	0	0
1002 Fed Rcpts		-3,511.1										

Change Record Detail - Multiple Scenarios with Descriptions
University of Alaska

Component: Budget Reductions/Additions - Systemwide (1296)

RDU: Budget Reductions/Additions (233)

Scenario/Change Record Title	Trans Type	Totals	Personal Services	Travel	Services	Commodities	Capital Outlay	Grants, Benefits	Miscellaneous	Positions		NP
										PFT	PPT	
Distribute federal receipt authority to better align estimated expenditures in FY2025.												
Budget Reductions/Additions – Systemwide: (\$3,511.1)												
Anchorage Campus: \$599.4												
Small Business Development Center: \$16.8												
Fairbanks Campus: \$2,894.9												
Distribute University of Alaska Receipt Authority												
	Trout	-7,590.2	0.0	0.0	-7,590.2	0.0	0.0	0.0	0.0	0	0	0
1048 Univ Rcpt		-7,590.2										
Distribute University of Alaska Receipt Authority to better align with estimated expenditures in FY2025.												
Budget Reductions/Additions – Systemwide: (\$7,590.2)												
Systemwide Services: (\$3,277.4)												
Office of Information Technology: \$300.0												
Anchorage Campus: \$2,689.5												
Kenai Peninsula College: \$69.3												
Kodiak College: \$35.0												
Matanuska-Susitna College: \$221.0												
Prince William Sound College: \$21.8												
Fairbanks Campus: \$3,482.5												
Bristol Bay Campus: \$31.0												
Chukchi Campus: \$16.1												
College of Rural and Community Development: \$20.8												
Interior Alaska Campus: \$46.9												
Kuskokwim Campus: \$50.6												
Northwest Campus: \$17.9												
University of Alaska Fairbanks Community Technical College: \$38.2												
Juneau Campus: \$427.0												
Ketchikan Campus: \$42.6												
Sitka Campus: \$49.7												
Education Trust of Alaska: \$3,307.7												
Transfer General Funds for Compensation and Fixed Costs Increases												
	Trout	-22,427.7	0.0	0.0	-22,427.7	0.0	0.0	0.0	0.0	0	0	0
1004 Gen Fund		-22,427.7										
Distribute compensation and fixed cost increases to align with estimated expenditures in FY2025.												
Budget Reductions/Additions – Systemwide: (\$22,427.7)												
Systemwide Services: \$816.9												

Change Record Detail - Multiple Scenarios with Descriptions
University of Alaska

Component: Budget Reductions/Additions - Systemwide (1296)

RDU: Budget Reductions/Additions (233)

Scenario/Change Record Title	Trans Type	Totals	Personal Services	Travel	Services	Commodities	Capital Outlay	Grants, Benefits	Miscellaneous	Positions		NP
										PFT	PPT	
Office of Information Technology: \$1,230.8												
Anchorage Campus: \$6,776.8												
Kenai Peninsula College: \$367.9												
Kodiak College: \$127.3												
Matanuska-Susitna College: \$299.6												
Prince William Sound College: \$149.4												
Fairbanks Campus: \$10,248.0												
Bristol Bay Campus: \$46.7												
Chukchi Campus: \$25.7												
College of Rural and Community Development: \$232.2												
Interior Alaska Campus: \$76.2												
Kuskokwim Campus: \$132.4												
Northwest Campus: \$60.9												
University of Alaska Fairbanks Community Technical College: \$316.3												
Juneau Campus: \$1,200.3												
Ketchikan Campus: \$158.6												
Sitka Campus: \$161.7												
Transfer Technical Vocational Education Program Funds to Align with Distributions												
	Trout	-6,151.0	0.0	0.0	-6,151.0	0.0	0.0	0.0	0.0	0	0	0
1151 VoTech Ed		-6,151.0										
Transfers between allocations to reallocate Technical Vocational Education Program funding to FY2025 Programs approved by the University of Alaska Workforce Development Committee.												
Budget Reductions/Additions – Systemwide: (\$6,151.0)												
Systemwide Services: \$218.5												
Anchorage Campus: \$1,504.2												
Kenai Peninsula College: \$648.4												
Kodiak College: \$575.2												
Matanuska-Susitna College: \$180.1												
Prince William Sound College: \$77.4												
Fairbanks Campus: \$376.0												
College of Rural and Community Development: \$81.9												
Interior Alaska Campus: \$94.5												
Kuskokwim Campus: \$47.4												
Northwest Campus: \$47.3												
University of Alaska Fairbanks Community Technical College: \$1,193.4												
Juneau Campus: \$334.3												
Ketchikan Campus: \$513.2												
Sitka Campus: \$259.2												

Change Record Detail - Multiple Scenarios with Descriptions
University of Alaska

Component: Budget Reductions/Additions - Systemwide (1296)

RDU: Budget Reductions/Additions (233)

Scenario/Change Record Title	Trans Type	Totals	Personal Services	Travel	Services	Commodities	Capital Outlay	Grants, Benefits	Miscellaneous	Positions		NP
										PFT	PPT	
Align Authority with Anticipated Expenditures												
	LIT	0.0	-20,583.0	0.0	27,788.5	0.0	0.0	-7,205.5	0.0	0	0	0
Transfers between expenditure categories that the University of Alaska management and the Board of Regents have deemed necessary to accurately reflect expenditure levels for FY2025.												
Subtotal		1,055.5	0.0	0.0	1,055.5	0.0	0.0	0.0	0.0	0	0	0
***** Changes From FY2026 Governor Adjusted Base To FY2026 Governor *****												
Reverse Alaska Performance Scholarship; Eligibility Ch4 SLA2024 (HB148) (Sec2 Ch7 SLA2024 P46 L28 (HB268))												
	Dec	-1,054.5	0.0	0.0	-1,054.5	0.0	0.0	0.0	0.0	0	0	0
1151 VoTech Ed		-1,054.5										
This legislation removes the sunset date and changes the funding allocations for program and grant distributions under AS 23.15.835(d) for the Alaska Technical and Vocational Education Program (TVEP).												
Funding authorization for the administrative portion of the TVEP program in the Workforce Investment Board component was included in the FY2025 Governor's budget. This fiscal note modifies the amount available to be distributed to TVEP grant recipients based on FY2025 revenue projections.												
Move Technical and Vocational Education Program Appropriation to Language												
	Inc	5,528.8	0.0	0.0	0.0	0.0	0.0	5,528.8	0.0	0	0	0
1151 VoTech Ed		5,528.8										

* Sec. XX. ALASKA TECHNICAL AND VOCATIONAL EDUCATION PROGRAM ACCOUNT.

(a) Four percent of the revenue deposited into the Alaska technical and vocational education program account (AS 23.15.830) in the fiscal year ending June 30, 2026, estimated to be \$884,600, is appropriated from the Alaska technical and vocational education program account (AS 23.15.830) to the Department of Education and Early Development for operating expenses of the Galena Interior Learning Academy, for the fiscal year ending June 30, 2026.

(b) Sixty-six percent of the revenue deposited into the Alaska technical and vocational education program account (AS 23.15.830) in the fiscal year ending June 30, 2026, estimated to be \$14,596,200, is appropriated from the Alaska technical and vocational education program account (AS 23.15.830) to the Department of Labor and Workforce Development for operating expenses of the following institutions, in the following percentages, for the fiscal year ending June 30, 2026:

ESTIMATED INSTITUTION, PERCENTAGE, AMOUNT

Alaska Technical Center, 9 percent, \$1,990,400

Alaska Vocational Technical Center, 17 percent, 3,759,600

Northwestern Alaska Career and Technical Center, 4 percent, 884,600

Southwest Alaska Vocational and Education Center, 4 percent, 884,600

Yuut Elitnaurviat - People's Learning Center Inc., 9 percent, 1,990,400

Partners for Progress in Delta, Inc., 3 percent, 663,500

Ilisagvik College, 6 percent, 1,326,900

Prince of Wales Community Learning Center, 5 percent, 1,105,800

Sealaska Heritage Institute, Inc., 2 percent, 442,300

Change Record Detail - Multiple Scenarios with Descriptions
University of Alaska

Component: Budget Reductions/Additions - Systemwide (1296)

RDU: Budget Reductions/Additions (233)

Scenario/Change Record Title	Trans Type	Totals	Personal Services	Travel	Services	Commodities	Capital Outlay	Grants, Benefits	Miscellaneous	Positions		NP
										PFT	PPT	
Fairbanks Pipeline Training Center, 7 percent, 1,548,100												
(c) Thirty percent of the revenue deposited into the Alaska technical and vocational education program account (AS 23.15.830) in the fiscal year ending June 30, 2026, estimated to be \$6,634,600, is appropriated from the Alaska technical and vocational education program account (AS 23.15.830) to the University of Alaska for operating expenses of the following institutions, in the following percentages, for the fiscal year ending June 30, 2026:												
ESTIMATED INSTITUTION, PERCENTAGE, AMOUNT												
University of Alaska System, 25 percent, 5,528,800												
University of Alaska Southeast, 5 percent, 1,105,800												
This legislation changes the amount collected from .16 percent to .25 percent of employee wages, as set out in AS 23.20.175.												
Funding authorization for the University of Alaska is modified by this fiscal note based on FY2025 Department of Labor and Workforce Development revenue projections.												
This legislation allocates \$1,105.8, five percent of the funding, directly to the University of Alaska Southeast.												
Move Technical and Vocational Education Program Appropriation to Language												
	Inc	1,105.8	0.0	0.0	0.0	0.0	0.0	1,105.8	0.0	0	0	0
1151 VoTech Ed		1,105.8										

* Sec. XX. ALASKA TECHNICAL AND VOCATIONAL EDUCATION PROGRAM ACCOUNT.

(a) Four percent of the revenue deposited into the Alaska technical and vocational education program account (AS 23.15.830) in the fiscal year ending June 30, 2026, estimated to be \$884,600, is appropriated from the Alaska technical and vocational education program account (AS 23.15.830) to the Department of Education and Early Development for operating expenses of the Galena Interior Learning Academy, for the fiscal year ending June 30, 2026.

(b) Sixty-six percent of the revenue deposited into the Alaska technical and vocational education program account (AS 23.15.830) in the fiscal year ending June 30, 2026, estimated to be \$14,596,200, is appropriated from the Alaska technical and vocational education program account (AS 23.15.830) to the Department of Labor and Workforce Development for operating expenses of the following institutions, in the following percentages, for the fiscal year ending June 30, 2026:

ESTIMATED INSTITUTION, PERCENTAGE, AMOUNT

Alaska Technical Center, 9 percent, \$1,990,400

Alaska Vocational Technical Center, 17 percent, 3,759,600

Northwestern Alaska Career and Technical Center, 4 percent, 884,600

Southwest Alaska Vocational and Education Center, 4 percent, 884,600

Yuut Eliitnaurviat - People's Learning Center Inc., 9 percent, 1,990,400

Partners for Progress in Delta, Inc., 3 percent, 663,500

Ilisagvik College, 6 percent, 1,326,900

Prince of Wales Community Learning Center, 5 percent, 1,105,800

Sealaska Heritage Institute, Inc., 2 percent, 442,300

Fairbanks Pipeline Training Center, 7 percent, 1,548,100

Change Record Detail - Multiple Scenarios with Descriptions
University of Alaska

Component: Budget Reductions/Additions - Systemwide (1296)
RDU: Budget Reductions/Additions (233)

Scenario/Change Record Title	Trans Type	Totals	Personal Services	Travel	Services	Commodities	Capital Outlay	Grants, Benefits	Miscellaneous	Positions			
										PFT	PPT	NP	
(c) Thirty percent of the revenue deposited into the Alaska technical and vocational education program account (AS 23.15.830) in the fiscal year ending June 30, 2026, estimated to be \$6,634,600, is appropriated from the Alaska technical and vocational education program account (AS 23.15.830) to the University of Alaska for operating expenses of the following institutions, in the following percentages, for the fiscal year ending June 30, 2026:													
ESTIMATED INSTITUTION, PERCENTAGE, AMOUNT													
University of Alaska System, 25 percent, 5,528,800													
University of Alaska Southeast, 5 percent, 1,105,800													
This legislation changes the amount collected from .16 percent to .25 percent of employee wages, as set out in AS 23.20.175.													
Funding authorization for the University of Alaska is modified by this fiscal note based on FY2025 Department of Labor and Workforce Development revenue projections.													
This legislation allocates \$1,105.8, five percent of the funding, directly to the University of Alaska Southeast.													
	Totals	6,635.6	0.0	0.0	1.0	0.0	0.0	6,634.6	0.0	0	0	0	

State of Alaska FY2026 Governor's Operating Budget

University of Alaska UA System Office Results Delivery Unit Budget Summary

UA System Office Results Delivery Unit

Contribution to Department's Mission

Through its support of the Board of Regents, the three universities with distinct missions, and their community campuses, the University of Alaska System Office advances higher education and honors the Indigenous and diverse peoples of Alaska. The University of Alaska System Office manages corporate responsibilities, strategically stewards shared resources, and works with the universities to implement Regents' policies and directions to align with current and future needs of the State.

University of Alaska Mission Statement
Board of Regents' Policy 01.01.010
Adopted 02-24-23

Results

(Additional performance information is available on the web at <https://omb.alaska.gov/results>.)

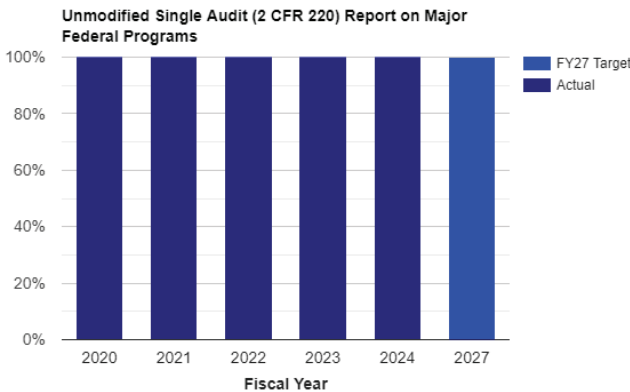
Core Services

- Achieve clean financial statement audit opinions.
- Achieve clean audit reports over federal financial assistance compliance and related internal controls.

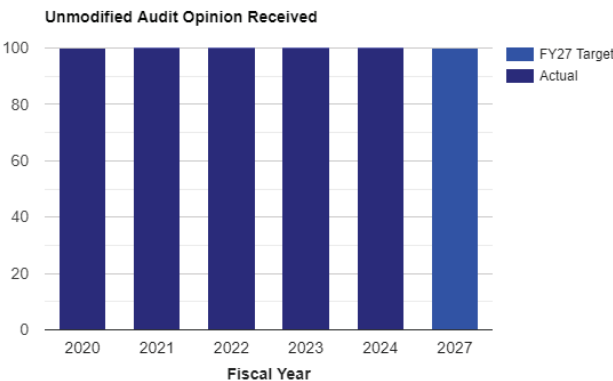
Measures by Core Service

(Additional performance information is available on the web at <https://omb.alaska.gov/results>.)

1. Achieve clean financial statement audit opinions.



2. Achieve clean audit reports over federal financial assistance compliance and related internal controls.



Major RDU Accomplishments in 2024

University Structure

The University of Alaska (UA) is composed of four major units: the system office and three separately accredited institutions, University of Alaska Anchorage (UAA), University of Alaska Fairbanks (UAF), and University of Alaska Southeast (UAS).

The chancellor of each institution reports to the president of the university system, who in turn reports to the Board of Regents. The Board of Regents has ten members with eight-year appointments and a student regent with a two-year appointment; all members are appointed by the Governor and confirmed by the legislature.

System administrators reporting to the president include the university's executives in the areas of finance and administration, university relations, academic affairs and research, information technology, human relations, and legal counsel.

Enrollment/Student Access

- Worked with the universities to develop a process for creating differentiated tuition that: takes into consideration each university's mission, student population, and institutional peers and creates more opportunities for student aid to facilitate recruitment and retention.
- Engaged with key academic staff and programs to facilitate an improved pipeline and educational opportunities for students focused on earning academic credentials in cybersecurity, risk, and compliance areas.
- Continued 112 university programs, for a total of 317, to the Department of Labor and Workforce Development's Eligible Training Provider List. Thereby increasing access to the Workforce Innovation and Opportunity Act funding for current and future students experiencing barriers to degree completion and employment.
- Continuation of the statewide Empower Alaska Campaign, reaching over one million unique individuals across TV, radio, and online advertising to raise the University's profile and reputation.
- Supporting the development, finalization, and maintenance of the Board of Regents' "Roadmap to Empower Alaska" strategic plan for the UA System, which sets key goals and measures for university advancement.
- Worked with Alaska's members of Congress on efforts that resulted in: securing 22 federal appropriations requests being included in legislation that will provide nearly \$55 million to the UA and associated partners.
- Helped the UAF Troth Yeddha' Campus regain minority-serving institution (MSI) status, which makes the UAF eligible for set-aside restricted competitive funding and will provide certain priority when competing for competitive research and development funding.
- Administered the second successful year of the Washington DC federal summer internship program.
- The Alaska College of Education Consortium is engaged in specific programming changes and enhancements to adapt to the growing need in the state's PK-12 educator workforce.
- As a result of the U.S. Department of Labor acknowledging teaching as an apprentice-able profession, the UA has developed and received approval for Teacher Registered Apprenticeship Programs. In addition, the UA is working closely with the Department of Education and Early Development (DEED) to receive approval for additional Teacher Apprenticeship Programs. Research supports that a year-long internship with a qualified teacher of record improves PK-12 student teacher outcomes and increases the likelihood that the individual will remain in the teaching profession. This work on the apprenticeship model complements other UA Grow Your Own programming strategies in place with many rural Alaska school districts.
- Through the coordination of the Alaska College of Education Consortium, the UA teacher preparation programs now offer DEED-approved courses, undergraduate and graduate, to have an Alaska Reads Act endorsement in hand at the time they are hired.
- The Office of Institutional Research Management delivers policy and operational analysis, strategic planning information, and data analytics.
- The Office of Institutional Research Management enhanced operational reporting of actionable, leading indicators of program major, student enrollment, and tuition and fees revenue for the system.

Workforce Development

- Securing federal and state funding to expand health workforce activities at the UAA and the UAF campuses.
- Sponsorship and participation in the Arctic Encounter Symposium, allowing UA leadership and experts to connect and further relationships with key Arctic and international partners.
- Continued support for the Alaska College of Education Consortium (AKCOE), which was established to coordinate academic programs for teacher preparation.
- Collaborating with Alaska's high schools to deliver dual enrollment credits, providing students with the opportunity to finish college and enter the workforce sooner.
- Established or expanded partnerships with federal, state, and local partners related to cybersecurity.
- Continued working with the Department of Labor and Workforce Development to create more efficiencies between the Job Center and University staff in processing invoices and payments related to Workforce Innovation and Opportunity Act (WIOA) funding. Continued adding programs to the Eligible Training Provider List (ETPL) to increase access to WIOA funding for current and future students experiencing barriers to degree completion and employment. The UA programs now comprise nearly 50 percent of all programs on the ETPL.
- Collaborated with the Alaska Municipal League, the Department of Labor and Workforce Development, and several industry partners on multiple workforce grant applications to bring in federal funding to help meet Alaska's growing workforce needs. Through strengthening these partnerships, the UA is increasing Alaska's competitiveness for these awards and the ability to create more outcomes during implementation.
- Supporting the launch of the Arctic Leadership Initiative, which builds on the UA's 100-year foundation of Arctic research, education, and leadership to empower future generations with the skills, network, and expertise needed to help Alaska be the driver of its future in a globalized Arctic region.
- The State Director's office was involved in ensuring the UA legislative accomplishments were achieved in 2024. Those include improving the Alaska Performance Scholarship (APS) program in Alaska, ensuring the Technical Vocational Education Program (TVEP) did not sunset, and extending and expanding the Education Tax Credit (ETC). The Director's office also contributed to the messaging and crafting of the operating and capital budgets for the UA.
- Secured language in the Federal Aviation Administration Reauthorization Act of 2024 that extends authorization of unmanned aircraft system test ranges and other priorities important to the Alaska Center for Unmanned Aircraft Systems (ACUASI).

TechnologyNetwork and Telecommunications

- Deployed Starlink LEO service to four community campuses resulting in significantly increased capacity, capability, resiliency, and improved continuity of business at these locations.
- Upgraded high performance network speeds to better support research and education connectivity.
- Upgraded enterprise data center core network hardware, resulting in significant increases in capacity and capability, as well as a reduction in energy consumption and support/maintenance costs.
- Completed upgrade of data center UPS (uninterruptible power supply) power systems, bringing it into compliance with new electrical code requirements.
- Completed new network, wireless, and student safety services at the two largest UAF residence halls and the new Student Support Center.

Enterprise Application Services

- Launched a two-year major upgrade program for the UA's Enterprise Resource Planning system, this includes retiring many legacy business processes by better leveraging baseline features of the software.
- The first phase of the UA's Student Information Systems (SIS) Modernization program was successfully deployed in June 2024. The second phase was completed in October 2024 and the remaining modules are on track.
- Successfully completed a comprehensive RFP (request for proposals) and executed an agreement for a new enterprise grade data warehouse solution with implementation to commence in late 2024.
- Partnered with the UA Foundation on the selection of a new scholarship platform tool that will support the

management of donors, their donations, and the distribution of scholarships to students.

- Worked closely with financial aid directors to streamline and automate many of Banner processes related to the launch and management of the new Free Application for Federal Student Aid (FAFSA) program.

Security

- Facilitated a joint cybersecurity training for Alaska public-sector cybersecurity professionals with leadership and support from the UAF, State of Alaska Department of Military and Veterans Affairs, and the United States Department of Homeland Security.
- Coordinated an updated software procurement process that improves third-party vendor management, standardizes risk assessment, and allows for simplified administration of a system-wide software catalog.
- Expanded Enterprise Vulnerability Management efforts to include 5,100 devices across the UA system.
- Completed phased roll-out of required annual security awareness training to all employees.
- Completed roll-out of multi-factor authentication (MFA) to students.

Strategic Programs

- Developed review criteria and procedures for the adoption of artificial intelligence (AI) systems, including guidance for safe and responsible use.
- Deployed generative AI services for all students, faculty, and staff with advanced office-related work features available as an optional add-on subscription to individual employees as needed.

Data Center capability improvements

- Replaced aging UPS (uninterruptible power supply - battery backup) and HVAC (Heating, Ventilation, and Air Conditioning - mechanical cooling) systems.
- Thirty percent increase in UPS capacity and capability.
- Thirty percent increase in cooling/mechanical capacity.
- Fifty percent increase in system redundancy.
- Significant decrease in risk by addressing deferred maintenance concerns.
- Significant increase in business continuity with the installation of brand-new systems.

Effective and Efficient Use of Resources

- Human Resources completed a comprehensive benefits redesign including pre and post-employment surveys.
- Successfully negotiated and implemented a comprehensive collective bargaining agreement with the newly formed graduate student union, Alaska Graduate Workers Association (AGWA).
- Modernization of the UA Careers page and university-based landing pages to create a more robust pool of applicants.
- The Employee Engagement survey was completed and UA leadership identified key strategies to increase employee engagement for retention and recruitment.
- Revamped the UA Human Resources Labor and Employee Relations unit to proactively cater to the diverse needs of employees and establish robust support systems.
- Developed and implemented a retirement program to include a Roth option.
- Implemented electronic I-9 and background check processes.
- Reduction in time for the UA campuses to complete human resources (HR) processes through automation and modernization.
- Launched the UA HR Banner 9 Self-Service to incorporate a user-friendly employee interface.
- Began rolling implementation of standardized compensation processes via NextGen forms.

Financial

- Received clean audit reports for federal financial assistance and related internal controls, and a clean financial statement audit opinion.
- Increasing operational efficiencies through the utilization of technology and employee development.
- Conducting a leadership development needs assessment that will result in system-wide training to address Alaska's changing workforce needs by developing employee "soft skills," leadership and management best practices, and succession planning.
- Drove engagement and application for the federal Connecting Minority Communities Pilot Program grant to provide improved broadband, critical equipment replacement, and staffing for community campus locations.

- Worked with Alaska’s members of Congress on efforts that resulted in securing 22 federal appropriations requests being included in legislation that will provide nearly \$55 million to the UA and associated partners.
- Hired educational consultant firm, CampusWorks, to identify finance process pain points that either Banner or another tool could address. The UA Financial Systems and the CampusWorks representatives led multiple workshops over the course of three months with representatives from the UA finance, budget, accounting, procurement, and other financial departments.

Key RDU Challenges

Enrollment

Alaska has historically had one of the lowest college-going rates in the nation and consistently ranks last or second to last of all 50 states in the percentage of high school graduates going to college immediately after high school. The UA and the State of Alaska, Department of Education and Early Development have a common goal of increasing the proportion of Alaska high school graduates who go on to college directly after graduating; however, observable progress has been difficult to achieve. Within one year of graduation, 33 percent of Alaska public high school graduates (class of 2022) enrolled in college, this is down from 35 percent for the class of 2021. For comparison, the national average for the percent of graduates going directly to college following high school was 63 percent (class of 2021), this is down from 69 percent for the class of 2018. (ACPE Office of Management and Budget Performance measures https://omb.alaska.gov/html/performance/ABS/index_R68.html#td10693)

Technology

- External cybersecurity threats and demands continue to evolve at a much faster rate than can be responded to.
- Managing the Enterprise Resource Planning upgrade while re-engineering critical legacy business processes and customizations requires a level of focus and commitment that takes resources away from daily operations - finding that balance to minimize disruptions while implementing improvements continues to be a challenge.
- Ensuring information technology (IT) is engaged early in application and system upgrade/replacement conversations. To ensure IT staff are able to complete due diligence and be included in the development and implementation of new applications and platforms.
- Maintaining or replacing critical network infrastructure that improves resiliency.
- Delivering adequate bandwidth across the system, especially in rural Alaska locations.
- Expanding access to artificial intelligence (AI) technologies to support university innovation, while ensuring safe, equitable, and ethical use.
- Recruiting for key IT positions.

Effective and Efficient Use of Resources

- Coordinating disaster preparedness and business continuity planning for the entire UA system, and, working with state and federal agencies, consumes significant resources and often the need for funding comes in waves.
- Setting a timeline for disaster preparedness and business continuity planning projects can be challenging, particularly when the project is phased over multiple years and funding is dependent on annual appropriations. It is crucial that the UA is prepared to respond to an array of potential disasters (i.e., earthquakes, wind-storms, data loss, active-shooter/violent intruders, cyber-attacks, etc.) for the safety of students, faculty, and staff; and to mitigate operational disruptions.
- Working on behalf of the university to meet State and federal regulatory compliance is a paramount core service that the System Office provides, as a result:
 - Allocating and managing time to coordinate and facilitate comprehensive, system-wide projects, such as the upgrade to the UA’s enterprise resource planning (ERP) software, is a challenge, and can prolong the project timeline.
 - There is a need to develop innovative solutions for completing more system-wide process improvement and automation projects due to limited staffing and resources.
- Growing data and report requests and compliance requirements with existing resources.
- Integration of the UA Human Resources information systems to ensure compliance with all state and federal employment regulations.
- Completing upgrade of UA Human Resources’ current information system due to legacy customization.
- Reaching fiscally sustainable agreements with the faculty (United Academics (UNAC)) and adjunct faculty

- (United Academic Adjuncts (UNAD)) unions.
- Designing employee benefits with increasing costs in healthcare trends.
- Escalating cost to hire and train talent for vacant positions.

Financial

- Due to the competitive labor market, the UA is experiencing overall increased compensation costs.
- The UA continues to experience higher staff benefit costs, mostly for healthcare. The UA is exploring options to help mitigate these cost increases.

Significant Changes in Results to be Delivered in FY2026

Enrollment/Student Access

- Continue broad and purposeful outreach on the value and importance of the UA to external stakeholders and community organizations, and local, State, and federal policymakers.
- Advocate for timely communication of the Alaska Performance Scholarship (APS) and the Alaska Education Grant (AEG) awards to recipients, ensuring they are well-prepared for the upcoming academic year.
- Expand awareness of vocational education and certificate programs available as part of workforce development initiatives.
- Explore State involvement in reducing broadband costs.
- Examine higher education loan repayment programs incentivized by choosing to become part of the Alaska workforce.
- Increased coordination and collaboration of academic units to provide opportunities for students to enroll in programs across the state.
- Continue the expansion of online courses and programs.

Technology

- Continue to build partnerships and coalitions with other organizations with common or shared interests.
- Continuing improvements in the UA's information security posture, including upgrading legacy systems to improve foundational employee data security.
- Continuing to leverage the long-run total cost-of-ownership proposition of cloud computing.
- Continuing improvements in the UA's Information Security posture, including upgrading legacy systems, addressing high priority risks, and improving device patching processes.
- Use of emerging AI technologies to support innovation in teaching and research and to improve administrative efficiencies.
- Significant progress towards modernizing the UA's student information systems.

Effective and Efficient Use of Resources

- Continual lean process improvement in administrative functions.
- Revisions to the Alaska Science and Technology Plan to guide research activities in the state.
- Incentivize organization tax reduction through donations.
- Total employee benefits costs stay in line with the benchmark.
- Have the United Academics Faculty Union (UNAC) agreement in place, in advance of the current contract end date (12/31/2024).
- More effective Talent Acquisition strategies assisting with filling vacant roles with qualified and diverse individuals.
- Significant adjustments to HR processes for payroll services.
- Develop a streamlined approach to train targeted employee groups.
- Enter into negotiations with the Alaska Higher Education Crafts and Trades Employees (L6070) and Fairbanks Firefighters Union (Local 1324).
- Completion of the Banner 9 HR self-service implementation.
- Creation of internal data dashboards.
- Restate and implement retirement plan documents including the State of Alaska's Benefits and Retirement System (BEARS) reporting.
- Implementation of operational requirements for Collective Bargaining Agreements (CBAs).
- Providing transparency of compensation to all levels of leadership via salary software.
- Updated job families and compensation framework.
- Determine possibilities for joining the State of Alaska's health plan for fiscal years 2026 or 2027.

Financial

- Implementation of finance process improvements based on CampusWorks recommendations to reduce manual intervention and increase efficiencies.

Contact Information
<p>Contact: Michelle Rizk, Vice President, University Relations Phone: (907) 450-8187 E-mail: marizk@alaska.edu</p>

**UA System Office
RDU Financial Summary by Component**

All dollars shown in thousands

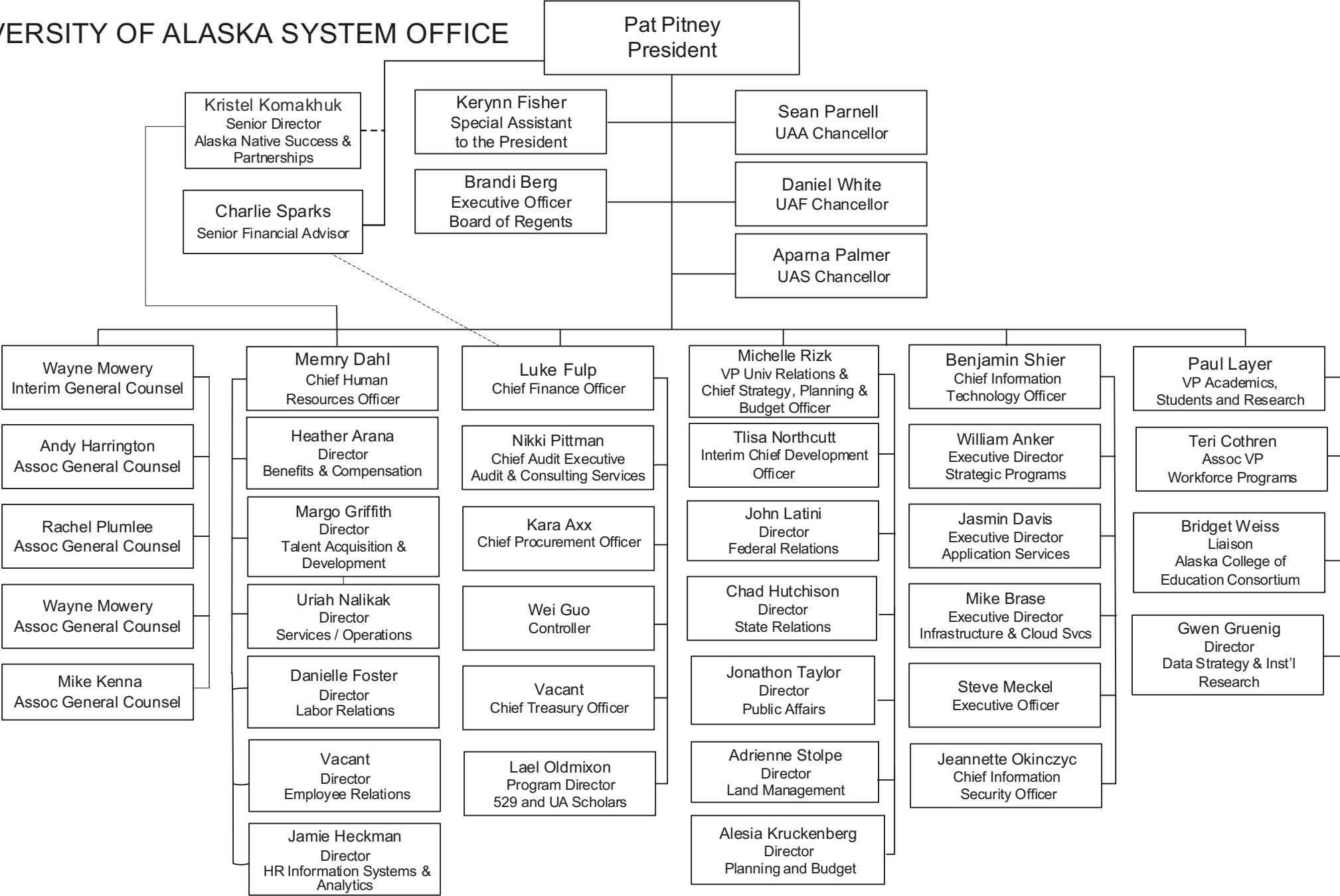
	FY2024 Actuals				FY2025 Management Plan				FY2026 Governor			
	UGF+DGF Funds	Other Funds	Federal Funds	Total Funds	UGF+DGF Funds	Other Funds	Federal Funds	Total Funds	UGF+DGF Funds	Other Funds	Federal Funds	Total Funds
Formula Expenditures None.												
Non-Formula Expenditures												
Systemwide Services	24,098.6	21,425.6	0.7	45,524.9	19,739.5	10,151.1	300.0	30,190.6	20,574.1	25,991.1	300.0	46,865.2
Office of Information Technology	12,628.4	6,543.7	0.0	19,172.1	16,482.3	3,578.8	0.0	20,061.1	18,378.8	3,578.8	0.0	21,957.6
Totals	36,727.0	27,969.3	0.7	64,697.0	36,221.8	13,729.9	300.0	50,251.7	38,952.9	29,569.9	300.0	68,822.8

UA System Office
Summary of RDU Budget Changes by Component
From FY2025 Management Plan to FY2026 Governor

All dollars shown in thousands

	<u>Unrestricted Gen (UGF)</u>	<u>Designated Gen (DGF)</u>	<u>Other Funds</u>	<u>Federal Funds</u>	<u>Total Funds</u>
FY2025 Management Plan	18,886.2	17,335.6	13,729.9	300.0	50,251.7
Adjustments which continue current level of service:					
-Systemwide Services	1,310.7	-267.4	300.0	0.0	1,343.3
-Office of Information Technology	372.2	119.3	0.0	0.0	491.5
Proposed budget increases:					
-Systemwide Services	4.6	5.2	15,540.0	0.0	15,549.8
-Office of Information Technology	200.0	1,205.0	0.0	0.0	1,405.0
Proposed budget decreases:					
-Systemwide Services	0.0	-218.5	0.0	0.0	-218.5
FY2026 Governor	20,773.7	18,179.2	29,569.9	300.0	68,822.8

UNIVERSITY OF ALASKA SYSTEM OFFICE



State of Alaska FY2026 Governor's Operating Budget

University of Alaska Systemwide Services Component Budget Summary

Component: Systemwide Services

Contribution to Department's Mission

The University of Alaska inspires learning, and advances and disseminates knowledge through teaching, research, and public service, emphasizing the North and its diverse peoples.

Statewide Services provides strategic leadership and support to the campuses as they deliver their mission of research, instruction, and service. Statewide Services also provides direct services to the public, Board of Regents, and faculty. With responsibilities for staff functions as well as for direct operations, Statewide Services places a high priority on the efficient delivery of its programs and operational priorities while maintaining quality.

Statewide Services provide administrative support to the university community in an orderly, efficient, and prudent manner in accordance with federal and state statutes, Board of Regents' policy and appropriate regulations, procedures, and responsible business practices.

Core Services

- Systemwide Services consist of functional areas that provide support to the University of Alaska (UA) at the direction of the president and Board of Regents (Regents):
- GENERAL COUNSEL:
 - Provides and performs legal and contractual services to advise the UA system and the Board of Regents in matters such as ethics, privacy, discrimination, sexual harassment, public records, and legal issues.
- FINANCE AND ADMINISTRATION:
 - Implements administrative services to the university in an orderly, efficient and prudent manner in accordance with federal and state statutes, Regents' policy and appropriate regulations, procedures and responsible business practices;
 - Maintains a reliable and accurate financial accounting and reporting system;
 - Furnishes comprehensive planning and management information for the UA Board of Regents, president, executive staff, and the public;
 - Provides risk services utilizing an enterprise risk management philosophy and strategy, to collaborate, advocate for, and establish sound, proactive, and sustainable academic and administrative practices that are aligned with the UA's risk tolerance and business strategy;
 - Provides procurement services to facilitate the acquisition of goods and services in support of the UA's instructional, research, and public service programs at a reasonable cost and on a timely basis; maintain a high level of ethical standards, fairness, and transparency in the procurement process; and operate in accordance with the Board of Regents' Policy, the Alaska State Procurement Code, and federal requirements.
- UNIVERSITY RELATIONS:
 - Pursues State and federal funding and support for the entire UA;
 - Is the primary contact between the UA, the legislature, the Governor, Alaska's members of Congress, and is responsible for action on legislation that impacts the UA;
 - Expands policymakers' awareness of the UA programs and initiatives as they relate to current policy initiatives;
 - Furnishes comprehensive planning and management information for the UA Board of Regents, president, executive staff, the State, and the public;
 - Develops, leases and sells land and resources to generate revenue for the UA's Land Grant Trust Fund;
 - Analyzes, submits, and presents the UA operating and capital budgets utilizing the State's Alaska Budget System and maintains the UA accounting system assuring compliance with the State's fiscal statutes.
- HUMAN RESOURCES:
 - Ensures that the Board of Regents' policy is carried out in the recruitment and retention of faculty and staff, health and retirement, benefits administration, employee and labor relations, compensation, training and development, workforce planning, equal employment opportunity, and affirmative action;
 - Provides comprehensive health, welfare, and retirement benefits by managing the benefits administration for all locations from issuing requests for proposals, negotiating final contracts, and working with vendors to ensure program delivery and compliance;
 - Coordinate the development and implementation of the Board of Regents' policy and UA regulation regarding

- human resources;
- Leads collective bargaining with represented employee groups and collective bargaining agreement (CBA) administration for the UA system.
- ACADEMIC, STUDENTS, and RESEARCH:
- Oversees the development of academic initiatives, including State and federal agendas;
- Coordinates academic program offerings at the three UA campuses;
- Facilitates dual enrollment programs and the evaluation of course credits for transferring students;
- Provides coordination and leadership of research through the State Committee on Research (SCoR);
- Links the UA's training programs with employers and industry groups.

Major Component Accomplishments in 2024

See Statewide Services Results Delivery Unit.

Key Component Challenges

See Statewide Services Results Delivery Unit.

Significant Changes in Results to be Delivered in FY2026

See Statewide Services Results Delivery Unit.

Statutory and Regulatory Authority

No statutes and regulations.

Contact Information
<p>Contact: Michelle Rizk, Vice President, University Relations Phone: (907) 450-8187 E-mail: marizk@alaska.edu</p>

Systemwide Services Personal Services Information					
Authorized Positions			Personal Services Costs		
	<u>FY2025</u> <u>Management</u> <u>Plan</u>	<u>FY2026</u> <u>Governor</u>			
Full-time	149	149	Annual Salaries		0
Part-time	2	2	Premium Pay		0
Nonpermanent	0	0	Annual Benefits		0
			<i>Less % Vacancy Factor</i>		()
			Lump Sum Premium Pay		0
Totals	151	151	Total Personal Services		

Position Classification Summary					
Job Class Title	Anchorage	Fairbanks	Juneau	Others	Total
No personal services.					
Totals	0	0	0	0	0

Component Detail All Funds
University of Alaska

Component: Systemwide Services (730)
RDU: UA System Office (234)

Non-Formula Component

	FY2024 Actuals	FY2025 Enrolled	FY2025 Authorized	FY2025 Management Plan	FY2026 Governor Adjusted Base	FY2026 Governor	FY2025 Management Plan vs FY2026 Governor	
1000 Personal Services	20,255.1	20,751.7	20,751.7	22,178.1	23,521.4	23,543.3	1,365.2	6.2%
2000 Travel	636.5	594.1	594.1	672.3	672.3	676.2	3.9	0.6%
3000 Services	23,649.1	11,941.7	11,941.7	6,930.4	6,930.4	22,235.7	15,305.3	220.8%
4000 Commodities	238.4	241.5	241.5	240.5	240.5	240.7	0.2	0.1%
5000 Capital Outlay	624.9	0.0	0.0	169.3	169.3	169.3	0.0	0.0%
7000 Grants, Benefits	120.9	-1,096.4	-1,096.4	0.0	0.0	0.0	0.0	0.0%
8000 Miscellaneous	0.0	0.0	0.0	0.0	0.0	0.0	0.0	0.0%
Totals	45,524.9	32,432.6	32,432.6	30,190.6	31,533.9	46,865.2	16,674.6	55.2%
Fund Sources:								
1002 Fed Rcpts (Fed)	0.7	300.0	300.0	300.0	300.0	300.0	0.0	0.0%
1004 Gen Fund (UGF)	8,914.8	9,789.8	9,789.8	10,606.7	11,917.4	11,922.0	1,315.3	12.4%
1007 I/A Rcpts (Other)	3.3	100.0	100.0	100.0	100.0	100.0	0.0	0.0%
1048 Univ Rcpt (DGF)	14,102.2	12,191.7	12,191.7	8,914.3	8,946.9	8,652.1	-262.2	-2.9%
1108 Stat Desig (Other)	0.0	0.0	0.0	0.0	0.0	340.0	340.0	100.0%
1151 VoTech Ed (DGF)	1,081.6	0.0	0.0	218.5	218.5	0.0	-218.5	-100.0%
1174 UA I/A (Other)	21,422.3	10,051.1	10,051.1	10,051.1	10,051.1	25,551.1	15,500.0	154.2%
Unrestricted General (UGF)	8,914.8	9,789.8	9,789.8	10,606.7	11,917.4	11,922.0	1,315.3	12.4%
Designated General (DGF)	15,183.8	12,191.7	12,191.7	9,132.8	9,165.4	8,652.1	-480.7	-5.3%
Other Funds	21,425.6	10,151.1	10,151.1	10,151.1	10,151.1	25,991.1	15,840.0	156.0%
Federal Funds	0.7	300.0	300.0	300.0	300.0	300.0	0.0	0.0%
Positions:								
Permanent Full Time	151	151	151	149	149	149	0	0.0%
Permanent Part Time	2	2	2	2	2	2	0	0.0%
Non Permanent	0	0	0	0	0	0	0	0.0%

Component: Systemwide Services (730)
RDU: UA System Office (234)

FY2026 Governor
University of Alaska

46

Change Record Detail - Multiple Scenarios with Descriptions
University of Alaska

Component: Systemwide Services (730)
RDU: UA System Office (234)

Scenario/Change Record Title	Trans Type	Totals	Personal Services	Travel	Services	Commodities	Capital Outlay	Grants, Benefits	Miscellaneous	Positions		NP
										PFT	PPT	
Transfers between allocations to reallocate Technical Vocational Education Program funding to FY2025 Programs approved by the University of Alaska Workforce Development Committee.												
Budget Reductions/Additions – Systemwide: (\$6,151.0)												
Systemwide Services: \$218.5												
Anchorage Campus: \$1,504.2												
Kenai Peninsula College: \$648.4												
Kodiak College: \$575.2												
Matanuska-Susitna College: \$180.1												
Prince William Sound College: \$77.4												
Fairbanks Campus: \$376.0												
College of Rural and Community Development: \$81.9												
Interior Alaska Campus: \$94.5												
Kuskokwim Campus: \$47.4												
Northwest Campus: \$47.3												
University of Alaska Fairbanks Community Technical College: \$1,193.4												
Juneau Campus: \$334.3												
Ketchikan Campus: \$513.2												
Sitka Campus: \$259.2												
Distribute University of Alaska Receipt Authority												
	Trout	-3,277.4	0.0	0.0	-3,277.4	0.0	0.0	0.0	0.0	0	0	0
1048 Univ Rcpt		-3,277.4										
Distribute University of Alaska Receipt Authority to better align with estimated expenditures in FY2025.												
Budget Reductions/Additions – Systemwide: (\$7,590.2)												
Systemwide Services: (\$3,277.4)												
Office of Information Technology: \$300.0												
Anchorage Campus: \$2,689.5												
Kenai Peninsula College: \$69.3												
Kodiak College: \$35.0												
Matanuska-Susitna College: \$221.0												
Prince William Sound College: \$21.8												
Fairbanks Campus: \$3,482.5												
Bristol Bay Campus: \$31.0												
Chukchi Campus: \$16.1												
College of Rural and Community Development: \$20.8												
Interior Alaska Campus: \$46.9												
Kuskokwim Campus: \$50.6												
Northwest Campus: \$17.9												
University of Alaska Fairbanks Community Technical College: \$38.2												

Change Record Detail - Multiple Scenarios with Descriptions
University of Alaska

Component: Systemwide Services (730)

RDU: UA System Office (234)

Scenario/Change Record Title	Trans Type	Totals	Personal Services	Travel	Services	Commodities	Capital Outlay	Grants, Benefits	Miscellaneous	Positions		NP
										PFT	PPT	
Juneau Campus: \$427.0 Ketchikan Campus: \$42.6 Sitka Campus: \$49.7 Education Trust of Alaska: \$3,307.7												
Position Adjustments for Anticipated Position Count												
PosAdj		0.0	0.0	0.0	0.0	0.0	0.0	0.0	0.0	-2	0	0
Position adjustments deemed necessary to accurately reflect the FY2025 Management Plan.												
Align Authority with Anticipated Expenditures												
LIT		0.0	1,426.4	78.2	-2,769.3	-1.0	169.3	1,096.4	0.0	0	0	0
Transfers between expenditure categories that the University of Alaska management and the Board of Regents have deemed necessary to accurately reflect expenditure levels for FY2025.												
Subtotal		30,190.6	22,178.1	672.3	6,930.4	240.5	169.3	0.0	0.0	149	2	0

***** **Changes From FY2025 Management Plan To FY2026 Governor Adjusted Base** *****

Salaries and Benefits

SalAdj		584.5	584.5	0.0	0.0	0.0	0.0	0.0	0.0	0	0	0
1004 Gen Fund	569.8											
1048 Univ Rcpt	14.7											

In accordance with the University of Alaska's (UA) mission, the university is committed to providing a competitive total compensation package, including salary and benefits, that will attract, retain, and reward high-performing employees who share a passion for higher education. The University of Alaska strives to make employee compensation performance-based, competitive to institutions with similar missions, and commensurate with the individual's level of responsibility.

The FY2026 budget request includes a wage increase for employee groups as required by collective bargaining agreements and 2.75 percent wage increase for non-union staff.

The United Academics (UNAC, expires on 12/31/24) and United Academics Adjuncts (UNAD, expires 6/30/25) contracts expire in FY2025 and no increase has yet been negotiated for FY2026. Once a tentative agreement has been reached with a union, a funding request will be made through the appropriate legislative process. If the collective bargaining agreement is subsequently not approved by the University of Alaska Board of Regents, the State Department of Administration, or is not ratified by the bargaining unit members, the funding request will be withdrawn.

Staff Benefits Under Recovery and Healthcare

SalAdj		758.8	758.8	0.0	0.0	0.0	0.0	0.0	0.0	0	0	0
1004 Gen Fund	740.9											
1048 Univ Rcpt	17.9											

In accordance with the University of Alaska's (UA) mission, the university is committed to providing a competitive total compensation package, including salary

Change Record Detail - Multiple Scenarios with Descriptions
University of Alaska

Component: Systemwide Services (730)

RDU: UA System Office (234)

Scenario/Change Record Title	Trans Type	Totals	Personal Services	Travel	Services	Commodities	Capital Outlay	Grants, Benefits	Miscellaneous	PFT	Positions PPT	NP
and benefits, that will attract, retain, and reward high-performing employees who share a passion for higher education. The University of Alaska strives to make employee compensation performance-based, competitive to institutions with similar missions, and commensurate with the individual's level of responsibility.												
In FY2026, the university's medical (including dental and vision) plan is expecting an increase in premium costs (\$7.0 million) and under-recovery in FY2024 (\$10.8 million). The FY2026 budget includes a \$14.3 million (\$17.8 million total) request to help offset the cost increases.												
	Subtotal	31,533.9	23,521.4	672.3	6,930.4	240.5	169.3	0.0	0.0	149	2	0
***** Changes From FY2026 Governor Adjusted Base To FY2026 Governor *****												
Reverse Alaska Performance Scholarship; Eligibility Ch4 SLA2024 (HB148) (Sec2 Ch7 SLA2024 P46 L21 (HB268))												
	Dec	-218.5	0.0	0.0	-218.5	0.0	0.0	0.0	0.0	0	0	0
1151 VoTech Ed -218.5												
This legislation removes the sunset date and changes the funding allocations for program and grant distributions under AS 23.15.835(d) for the Alaska Technical and Vocational Education Program (TVEP).												
Funding authorization for the administrative portion of the TVEP program in the Workforce Investment Board component was included in the FY2025 Governor's budget. This fiscal note modifies the amount available to be distributed to TVEP grant recipients based on FY2025 revenue projections.												
Statutory Designated Program Receipts Increase												
	Inc	40.0	21.9	3.9	14.0	0.2	0.0	0.0	0.0	0	0	0
1108 Stat Desig 40.0												
The University of Alaska (UA) will begin reporting non-federal grant and contract activity as statutory designated program receipts (SDPR). The UA receives private grants and contracts from corporations, local governments, non-profit entities, and foundation endowment that are restricted or designated. This activity (~\$68.4 million in FY2026) has historically been reported using university receipt authority but would more appropriately be considered SDPR.												
The UA can reclassify \$28.6 million of current university receipts and requests additional SDPR authority (\$39.8 million) to cover the anticipated FY2026 activity.												
Systemwide Services: \$40.0 Anchorage Campus: \$1,610.0 Troth Yeddha' Campus: \$37,760.0 Juneau Campus: \$350.0												
Facilities Maintenance Project Needs												
	Inc	9.8	0.0	0.0	9.8	0.0	0.0	0.0	0.0	0	0	0
1004 Gen Fund 4.6												
1048 Univ Rcpt 5.2												

Facilities maintenance funding is necessary to preserve capital assets critical to the University of Alaska's (UA) mission.

The UA dedicates a portion of its annual operating appropriation toward facility maintenance (\$29.6 million in FY2025), with a long-term goal to reach a minimum

Change Record Detail - Multiple Scenarios with Descriptions
University of Alaska

Component: Systemwide Services (730)
RDU: UA System Office (234)

Scenario/Change Record Title	Trans Type	Totals	Personal Services	Travel	Services	Commodities	Capital Outlay	Grants, Benefits	Miscellaneous	Positions		
										PFT	PPT	NP
of \$60 million. The UA's ability to adequately fund annual facility maintenance projects is integral to reducing the risk of costly and disruptive facility failures and reducing the backlog of deferred maintenance projects.												
State-funded appropriations for the UA's deferred maintenance/renewal and repurposing (DM/R&R) activities are critical to address the maintenance needs of the UA system's aging facilities. Capital DM/R&R funding averaged \$31 million from FY2007 through FY2015 but has dropped to an average of \$17 million in the last three years. This has put additional strain on the UA's operating budget to fund preventative and current facility maintenance needs.												
University of Alaska Intra-Agency Receipt Authority												
	Inc	15,500.0	0.0	0.0	15,500.0	0.0	0.0	0.0	0.0	0	0	0
1174 UA I/A		15,500.0										

The University of Alaska's (UA) intra-agency receipts are funds used for internal charges of services provided by central service departments to other university departments. This includes services such as physical plant work orders, printing and computer repairs, and certain administrative functions such as risk management and labor relations.

System Office allocation (\$15.5 million)

Human Resources shared services (\$8.4 million) – increased expenses to the university campuses due to an increase in labor and operating costs – contractual services with an increase in automation contracts required to remain compliant with State and federal regulations. There will be a "true-up" in FY2026 for FY2024 expenses, which may increase the universities' responsibility for covering the full shared services cost.

Procurement shared services (\$4.8 million) – increased expenses to the university campuses due to an increase in labor costs and more spending activity at the university level.

Risk shared services (\$2.3 million) – increased expenses to the university campuses due to a year-over-year increase in insurance expenses and work compensation claims.

University Receipts Reclassification to Statutory Designated Program Receipts

	FndChg	0.0	0.0	0.0	0.0	0.0	0.0	0.0	0.0	0	0	0
1048 Univ Rcpt		-300.0										
1108 Stat Desig		300.0										

The University of Alaska (UA) will begin reporting non-federal grant and contract activity as statutory designated program receipts (SDPR). The UA receives private grants and contracts from corporations, local governments, non-profit entities, and foundation endowment that are restricted or designated. This activity (~\$68.4 million in FY2026) has historically been reported using university receipt authority but would more appropriately be considered SDPR.

The reclassification of \$28.6 million in university receipt authority to SDPR would cover a portion of the anticipated activity in FY2026.

Systemwide Services: \$300.0
Anchorage Campus: \$15,700.0
Troth Yeddha' Campus: \$10,200.0
Juneau Campus: \$2,400.0

Change Record Detail - Multiple Scenarios with Descriptions
University of Alaska

Component: Systemwide Services (730)
RDU: UA System Office (234)

Scenario/Change Record Title	Trans Type	Totals	Personal Services	Travel	Services	Commodities	Capital Outlay	Grants, Benefits	Miscellaneous	Positions		NP
										PFT	PPT	
	Totals	46,865.2	23,543.3	676.2	22,235.7	240.7	169.3	0.0	0.0	149	2	0

Personal Services Expenditure Detail
University of Alaska

Component: Systemwide Services (730)

RDU: UA System Office (234)

Notes:

1. If a position is split, an asterisk (*) will appear in the Split/Count column. If the split position is also counted in the component, two asterisks (**) will appear in the column.
2. "Pool" PCN refers to UA temporary positions, such as adjunct faculty; student employees; and other non-permanent staff. Multiple incumbents may share the same labor pool position number and pooled budget.

PCN	Job Class Title	Location	Time Status	Split/ Count	Employee Class	Benefit Rate	Annual	Annual Benefits	Total Costs	UGF Estimate
							Budgeted Salary			
100000	President	Fairbanks	FT		Officer	31%	416,973	124,249	541,222	191,680
100003	Senior Administrator Officer	Fairbanks	FT		Sr. Administrator	31%	115,563	35,247	150,810	53,411
100005	Administrative Management 4	Fairbanks	FT		APT - Exempt Employees	46%	131,758	60,872	192,630	68,222
100006	CFO	Fairbanks	FT	**	Officer	31%	203,436	62,048	265,484	94,024
100007	Fiscal Professional 4	Fairbanks	FT		APT - Exempt Employees	46%	80,099	37,006	117,105	41,474
100010	Admin Specialist 3	Fairbanks	FT		APT - Exempt Employees	46%	66,306	30,633	96,939	34,332
100011	Admin Specialist 2	Fairbanks	FT		PERS - Classified	57%	63,086	36,085	99,171	35,123
100012	Admin Specialist 4	Fairbanks	FT		APT - Exempt Employees	46%	92,977	42,955	135,932	48,142
100013	Internal Auditor 1	Fairbanks	FT		APT - Exempt Employees	46%	60,591	27,993	88,584	31,373
100014	Director (Admin)	Fairbanks	FT		Sr. Administrator	31%	145,198	44,285	189,483	67,108
100015	Communications Manager 2	Fairbanks	FT		APT - Exempt Employees	46%	85,856	39,665	125,521	44,455
100017	IS Professional 3A	Fairbanks	FT		APT - Exempt Employees	46%	71,038	32,820	103,858	36,782
100019	Administrative Professional 2	Fairbanks	FT		APT - Exempt Employees	46%	92,977	42,955	135,932	48,142
100021	Communications Specialist 4	Fairbanks	FT		APT - Exempt Employees	46%	83,340	38,503	121,843	43,152
100022	Senior Administrative Director	Fairbanks	FT		Sr. Administrator	31%	136,914	41,759	178,673	63,279
100030	Associate Vice President	Fairbanks	FT		Sr. Administrator	31%	146,594	44,711	191,305	67,753
100031	Administrative Professional 2	Fairbanks	FT		APT - Exempt Employees	46%	66,923	30,918	97,841	34,652
100033	Associate General Counsel	Fairbanks	FT		Sr. Administrator	31%	146,474	44,675	191,149	67,697
100100	General Counsel	Fairbanks	FT		Officer	31%	213,690	65,175	278,865	98,763
100101	Associate General Counsel	Fairbanks	FT		Sr. Administrator	31%	151,899	46,329	198,228	70,205
100102	Admin Specialist 3	Fairbanks	FT		APT - Exempt Employees	46%	73,234	33,834	107,068	37,919
100103	Admin Professional 2	Fairbanks	FT		APT - Exempt Employees	46%	92,977	42,955	135,932	48,142
100105	Associate General Counsel	Fairbanks	FT		Sr. Administrator	31%	155,155	47,322	202,477	71,710
100200	CHRO	Fairbanks	FT		Officer	31%	216,999	66,185	283,184	100,293
100201	Human Resources Professional 3	Fairbanks	FT		APT - Exempt Employees	46%	61,871	28,584	90,455	32,036
100202	Director (Admin)	Fairbanks	FT		Sr. Administrator	31%	148,625	45,331	193,956	68,692
100203	Director (Admin)	Fairbanks	FT		Sr. Administrator	31%	140,268	42,782	183,050	64,829
100204	Human Resources Technician 3	Fairbanks	FT		PERS - Classified	57%	48,268	27,609	75,877	26,873
100205	Human Resources Professional 3	Fairbanks	FT		APT - Exempt Employees	46%	68,309	31,559	99,868	35,369
100206	Director (Admin)	Fairbanks	FT		Sr. Administrator	31%	132,965	40,554	173,519	61,454
100207	Admin Specialist 3	Fairbanks	FT		APT - Exempt Employees	46%	69,652	32,179	101,831	36,065
100208	Human Resources Professional 5	Fairbanks	FT		APT - Exempt Employees	46%	105,811	48,885	154,696	54,787
100210	Environmental Health/Safety 4	Fairbanks	FT		APT - Exempt Employees	46%	129,135	59,660	188,795	66,864
100211	Senior Administrative Director	Fairbanks	FT		Sr. Administrator	31%	135,603	41,359	176,962	62,673

Personal Services Expenditure Detail
University of Alaska

Component: Systemwide Services (730)

RDU: UA System Office (234)

Notes:

1. If a position is split, an asterisk (*) will appear in the Split/Count column. If the split position is also counted in the component, two asterisks (**) will appear in the column.
2. "Pool" PCN refers to UA temporary positions, such as adjunct faculty; student employees; and other non-permanent staff. Multiple incumbents may share the same labor pool position number and pooled budget.

PCN	Job Class Title	Location	Time Status	Split/ Count	Employee Class	Benefit Rate	Annual	Annual Benefits	Total Costs	UGF Estimate
							Budgeted Salary			
100213	Administrative Professional 1	Fairbanks	FT		APT - Exempt Employees	46%	73,938	34,159	108,097	38,284
100214	Human Resources Manager 2	Fairbanks	FT		APT - Exempt Employees	46%	100,694	46,521	147,215	52,138
100215	Human Resources Manager 2	Fairbanks	FT		APT - Exempt Employees	46%	114,616	52,953	167,569	59,346
100216	Human Resources Manager 1	Fairbanks	FT		APT - Exempt Employees	46%	93,936	43,398	137,334	48,639
100217	Administrative Professional 4	Fairbanks	FT		APT - Exempt Employees	46%	118,070	54,548	172,618	61,135
100218	Administrative Professional 4	Fairbanks	FT		APT - Exempt Employees	46%	104,788	48,412	153,200	54,258
100219	Human Resources Technician 3	Fairbanks	FT		PERS - Classified	57%	48,268	27,609	75,877	26,873
100221	Human Resources Professional 5	Fairbanks	FT		APT - Exempt Employees	46%	66,923	30,918	97,841	34,652
100222	Fiscal Professional 1	Fairbanks	FT		PERS - Classified	57%	56,562	32,353	88,915	31,490
100223	Fiscal Professional 3	Fairbanks	FT		APT - Exempt Employees	46%	90,148	41,648	131,796	46,677
100224	Human Resources Professional 4	Fairbanks	FT		APT - Exempt Employees	46%	85,856	39,665	125,521	44,455
100225	Human Resources Professional 5	Fairbanks	FT		APT - Exempt Employees	46%	95,791	44,255	140,046	49,599
100226	Human Resources Professional 4	Fairbanks	FT		APT - Exempt Employees	46%	76,176	35,193	111,369	39,443
100227	Senior Administrator Director	Fairbanks	FT		Sr. Administrator	31%	138,887	42,361	181,248	64,191
100228	Fiscal Manager 3	Fairbanks	FT		APT - Exempt Employees	46%	95,791	44,255	140,046	49,599
100229	Human Resources Professional 3	Fairbanks	FT		APT - Exempt Employees	46%	90,269	41,704	131,973	46,740
100231	Human Resources Professional 4	Fairbanks	FT		APT - Exempt Employees	46%	86,708	40,059	126,767	44,896
100232	Human Resources Professional 2	Fairbanks	FT		PERS - Classified	57%	55,173	31,559	86,732	30,717
100233	Admin Specialist 2	Fairbanks	FT		PERS - Classified	57%	55,474	31,731	87,205	30,885
100234	Human Resources Professional 4	Fairbanks	FT		APT - Exempt Employees	46%	76,176	35,193	111,369	39,443
100235	Human Resources Professional 2	Fairbanks	FT		PERS - Classified	57%	58,247	33,317	91,564	32,429
100236	Fiscal Professional 2	Fairbanks	FT		APT - Exempt Employees	46%	82,551	38,139	120,690	42,744
100237	Human Resources Professional 5	Fairbanks	FT		APT - Exempt Employees	46%	110,118	50,875	160,993	57,017
100238	Human Resources Professional 5	Fairbanks	FT		APT - Exempt Employees	46%	89,331	41,271	130,602	46,254
100239	Human Resources Technician 2	Fairbanks	FT		PERS - Classified	57%	42,789	24,475	67,264	23,822
100240	Human Resources Manager 2	Fairbanks	FT		APT - Exempt Employees	46%	100,694	46,521	147,215	52,138
100241	Human Resources Professional 3	Fairbanks	FT		APT - Exempt Employees	46%	85,002	39,271	124,273	44,013
100242	Human Resources Professional 4	Fairbanks	FT		APT - Exempt Employees	46%	84,193	38,897	123,090	43,594
100243	Human Resources Technician 3	Fairbanks	FT		PERS - Classified	57%	64,983	37,170	102,153	36,179
100244	Human Resources Professional 2	Fairbanks	FT		PERS - Classified	57%	60,591	34,658	95,249	33,734
100245	Human Resources Technician 4	Fairbanks	FT		PERS - Classified	57%	57,116	32,670	89,786	31,799
100246	Human Resources Professional 4	Fairbanks	FT		APT - Exempt Employees	46%	81,698	37,744	119,442	42,302
100247	Human Resources Professional 3	Fairbanks	FT		APT - Exempt Employees	46%	73,234	33,834	107,068	37,919
100248	Senior Administrative Director	Fairbanks	FT		Sr. Administrator	31%	138,284	42,177	180,461	63,912

Personal Services Expenditure Detail
University of Alaska

Component: Systemwide Services (730)

RDU: UA System Office (234)

Notes:

1. If a position is split, an asterisk (*) will appear in the Split/Count column. If the split position is also counted in the component, two asterisks (**) will appear in the column.
2. "Pool" PCN refers to UA temporary positions, such as adjunct faculty; student employees; and other non-permanent staff. Multiple incumbents may share the same labor pool position number and pooled budget.

PCN	Job Class Title	Location	Time Status	Split/ Count	Employee Class	Benefit Rate	Annual Budgeted	Annual	Total	UGF
							Salary	Benefits	Costs	Estimate
100249	Human Resources Professional 3	Fairbanks	FT		APT - Exempt Employees	46%	63,747	29,451	93,198	33,007
100251	Human Resources Technician 4	Fairbanks	FT		PERS - Classified	57%	52,746	30,171	82,917	29,366
100252	Fiscal Professional 1	Fairbanks	FT		PERS - Classified	57%	55,944	32,000	87,944	31,146
100253	Human Resources Professional 3	Fairbanks	FT		APT - Exempt Employees	46%	68,309	31,559	99,868	35,369
100254	Human Resources Professional 3	Fairbanks	FT		APT - Exempt Employees	46%	68,309	31,559	99,868	35,369
100255	Human Resources Professional 4	Fairbanks	FT		APT - Exempt Employees	46%	83,340	38,503	121,843	43,152
100256	Human Resources Professional 3	Fairbanks	FT		APT - Exempt Employees	46%	77,754	35,922	113,676	40,260
100257	Human Resources Technician 3	Fairbanks	PT		PERS - Classified	57%	42,421	24,265	66,686	23,618
100258	Human Resources Technician 4	Fairbanks	FT		PERS - Classified	57%	60,037	34,341	94,378	33,425
100259	Fiscal Technician 3	Fairbanks	FT		PERS - Classified	57%	51,210	29,292	80,502	28,511
100261	Human Resources Technician 3	Fairbanks	FT		PERS - Classified	57%	51,701	29,573	81,274	28,784
100301	Research Professional 3	Fairbanks	PT		APT - Exempt Employees	46%	65,623	30,318	95,941	33,979
100302	Fiscal Professional 1	Fairbanks	FT		PERS - Classified	57%	55,475	31,732	87,207	30,885
100303	Research Professional 3	Fairbanks	FT		APT - Exempt Employees	46%	64,365	29,737	94,102	33,327
100305	Admin Professional 4	Fairbanks	FT		APT - Exempt Employees	46%	106,898	49,387	156,285	55,350
100410	Executive Director	Fairbanks	FT		Sr. Administrator	31%	143,602	43,799	187,401	66,370
100411	Internal Auditor 3	Fairbanks	FT		APT - Exempt Employees	46%	88,478	40,877	129,355	45,813
100412	Internal Auditor 3	Fairbanks	FT		APT - Exempt Employees	46%	75,451	34,858	110,309	39,067
100421	Administrative Professional 2	Fairbanks	FT		APT - Exempt Employees	46%	88,478	40,877	129,355	45,813
100423	Administrative Management 5	Fairbanks	FT		APT - Exempt Employees	46%	151,436	69,963	221,399	78,411
100425	Administrative Professional 3	Fairbanks	FT		APT - Exempt Employees	46%	92,977	42,955	135,932	48,142
100426	Director (Admin)	Fairbanks	FT		Sr. Administrator	31%	172,323	52,559	224,882	79,644
100427	Administrative Professional 3	Fairbanks	FT		APT - Exempt Employees	46%	74,684	34,504	109,188	38,670
100432	Administrative Management 5	Fairbanks	FT		APT - Exempt Employees	46%	141,202	65,235	206,437	73,112
100441	Administrative Management 4	Fairbanks	FT		APT - Exempt Employees	46%	144,059	66,555	210,614	74,591
100443	Risk Management 5	Fairbanks	FT		APT - Exempt Employees	46%	118,070	54,548	172,618	61,135
100445	Risk Management 5	Fairbanks	FT		APT - Exempt Employees	46%	122,867	56,765	179,632	63,619
100450	Fiscal Manager 4	Fairbanks	FT		APT - Exempt Employees	46%	129,135	59,660	188,795	66,864
100451	Fiscal Manager 4	Fairbanks	FT		APT - Exempt Employees	46%	102,698	47,446	150,144	53,175
100452	Administrative Management 5	Fairbanks	FT		APT - Exempt Employees	46%	154,463	71,362	225,825	79,979
100453	Associate Vice President	Fairbanks	FT		Sr. Administrator	31%	154,775	47,206	201,981	71,534
100455	Administrative Management 5	Fairbanks	FT		APT - Exempt Employees	46%	142,609	65,885	208,494	73,841
100456	Fiscal Technician 3	Fairbanks	FT		PERS - Classified	57%	60,037	34,341	94,378	33,425
100458	Fiscal Professional 3	Fairbanks	FT		APT - Exempt Employees	46%	80,888	37,370	118,258	41,883

Personal Services Expenditure Detail
University of Alaska

Component: Systemwide Services (730)

RDU: UA System Office (234)

Notes:

1. If a position is split, an asterisk (*) will appear in the Split/Count column. If the split position is also counted in the component, two asterisks (**) will appear in the column.
2. "Pool" PCN refers to UA temporary positions, such as adjunct faculty; student employees; and other non-permanent staff. Multiple incumbents may share the same labor pool position number and pooled budget.

PCN	Job Class Title	Location	Time Status	Split/ Count	Employee Class	Benefit Rate	Annual	Annual Benefits	Total Costs	UGF Estimate
							Budgeted Salary			
100461	Admin Specialist 2	Fairbanks	FT		PERS - Classified	57%	63,747	36,463	100,210	35,491
100462	Fiscal Professional 4	Fairbanks	FT		APT - Exempt Employees	46%	95,791	44,255	140,046	49,599
100466	Fiscal Technician 4	Fairbanks	FT		PERS - Classified	57%	63,086	36,085	99,171	35,123
100467	Fiscal Professional 3	Fairbanks	FT		APT - Exempt Employees	46%	89,331	41,271	130,602	46,254
100471	Fiscal Professional 3	Fairbanks	FT		APT - Exempt Employees	46%	92,977	42,955	135,932	48,142
100476	Risk Management 4	Fairbanks	FT		APT - Exempt Employees	46%	80,100	37,006	117,106	41,475
100480	Chief Procurement Officer	Fairbanks	FT		Sr. Administrator	31%	143,602	43,799	187,401	66,370
100481	Administrative Management 4	Fairbanks	FT		APT - Exempt Employees	46%	96,771	44,708	141,479	50,106
100483	Proc/ Cont Svcs Professional 2	Fairbanks	FT		APT - Exempt Employees	46%	84,193	38,897	123,090	43,594
100484	Fiscal Manager 2	Fairbanks	FT		APT - Exempt Employees	46%	91,164	42,118	133,282	47,203
100485	Proc/ Cont Svcs Professional 3	Fairbanks	FT		APT - Exempt Employees	46%	76,987	35,568	112,555	39,863
100486	Proc/ Cont Svcs Professional 2	Fairbanks	FT		APT - Exempt Employees	46%	68,309	31,559	99,868	35,369
100487	Proc/ Cont Svcs Professional 2	Fairbanks	FT		APT - Exempt Employees	46%	71,763	33,155	104,918	37,158
100488	Proc/ Cont Svcs Professional 1	Fairbanks	FT		APT - Exempt Employees	46%	63,747	29,451	93,198	33,007
100489	Proc/ Cont Svcs Professional 2	Fairbanks	FT		APT - Exempt Employees	46%	72,488	33,489	105,977	37,533
100490	Proc/ Cont Svcs Professional 1	Fairbanks	FT		APT - Exempt Employees	46%	58,843	27,185	86,028	30,468
100491	Admin Specialist 2	Fairbanks	FT		PERS - Classified	57%	52,746	30,171	82,917	29,366
100493	Proc/Cont Svcs Professional 2	Fairbanks	FT		APT - Exempt Employees	46%	80,099	37,006	117,105	41,474
100502	Internal Auditor 1	Fairbanks	FT		APT - Exempt Employees	46%	55,475	25,629	81,104	28,724
100503	Proc/ Cont Svcs Professional 2	Fairbanks	FT		APT - Exempt Employees	46%	62,425	28,840	91,265	32,323
100509	IS Professional 4A	Fairbanks	FT		APT - Exempt Employees	46%	73,938	34,159	108,097	38,284
100601	Admin Specialist 2	Fairbanks	FT		PERS - Classified	57%	54,323	31,073	85,396	30,244
100606	VP Academics	Fairbanks	FT		Officer	31%	263,002	80,216	343,218	121,554
100608	Administrative Professional 3	Fairbanks	FT		APT - Exempt Employees	46%	88,478	40,877	129,355	45,813
100609	Chief University Relations Officer	Fairbanks	FT		Officer	31%	257,943	78,673	336,616	119,216
100611	Associate General Counsel	Fairbanks	FT		Sr. Administrator	31%	151,899	46,329	198,228	70,205
100613	Admin Generalist 4	Fairbanks	FT		PERS - Classified	57%	48,268	27,609	75,877	26,873
100614	Risk Management 4	Fairbanks	FT		APT - Exempt Employees	46%	92,977	42,955	135,932	48,142
100616	Fiscal Professional 2	Fairbanks	FT		APT - Exempt Employees	46%	66,923	30,918	97,841	34,652
100618	Real Property Specialist 4	Fairbanks	FT		APT - Exempt Employees	46%	131,758	60,872	192,630	68,222
100619	Admin Specialist 3	Fairbanks	FT		APT - Exempt Employees	46%	60,037	27,737	87,774	31,086
100624	Fiscal Professional 4	Fairbanks	FT		APT - Exempt Employees	46%	106,898	49,387	156,285	55,350
100652	Risk Management 5	Fairbanks	FT		APT - Exempt Employees	46%	115,789	53,495	169,284	59,954
100656	UA Foundation President	Fairbanks	FT	*	Sr. Administrator	31%	127,595	38,916	166,511	58,972

Personal Services Expenditure Detail
University of Alaska

Component: Systemwide Services (730)

RDU: UA System Office (234)

Notes:

1. If a position is split, an asterisk (*) will appear in the Split/Count column. If the split position is also counted in the component, two asterisks (**) will appear in the column.

2. "Pool" PCN refers to UA temporary positions, such as adjunct faculty; student employees; and other non-permanent staff. Multiple incumbents may share the same labor pool position number and pooled budget.

PCN	Job Class Title	Location	Time Status	Split/Count	Employee Class	Benefit Rate	Annual Budgeted	Annual	Total	UGF
							Salary	Benefits	Costs	Estimate
100657	Associate Vice President	Fairbanks	FT		Sr. Administrator	31%	95,163	29,025	124,188	43,983
101040	Fiscal Professional 4	Fairbanks	FT		APT - Exempt Employees	46%	103,764	47,939	151,703	53,727
101058	Risk Management 2	Fairbanks	FT		PERS - Classified	57%	53,812	30,780	84,592	29,959
101091	Administrative Professional 1	Fairbanks	FT		APT - Exempt Employees	46%	63,086	29,146	92,232	32,665
101099	Administrative Professional 3	Fairbanks	FT		APT - Exempt Employees	46%	78,479	36,257	114,736	40,635
104001	Real Property Specialist 3	Fairbanks	FT		APT - Exempt Employees	46%	75,451	34,858	110,309	39,067
104002	Real Property Specialist 4	Fairbanks	FT		APT - Exempt Employees	46%	103,764	47,939	151,703	53,727
104003	Real Property Specialist 3	Fairbanks	FT		APT - Exempt Employees	46%	78,479	36,257	114,736	40,635
104005	Fiscal Technician 3	Fairbanks	FT		PERS - Classified	57%	48,268	27,609	75,877	26,873
104007	Administrative Professional 1	Fairbanks	FT		APT - Exempt Employees	46%	64,365	29,737	94,102	33,327
104008	Fiscal Manager 3	Fairbanks	FT		APT - Exempt Employees	46%	129,135	59,660	188,795	66,864
104009	Real Property Specialist 3	Fairbanks	FT		APT - Exempt Employees	46%	84,193	38,897	123,090	43,594
104013	Real Property Specialist 3	Fairbanks	FT		APT - Exempt Employees	46%	84,193	38,897	123,090	43,594
104015	Real Property Specialist 4	Fairbanks	FT		APT - Exempt Employees	46%	110,118	50,875	160,993	57,017
104016	Administrative Management 5	Fairbanks	FT		APT - Exempt Employees	46%	148,430	68,575	217,005	76,855
104017	Real Property Specialist 4	Fairbanks	FT		APT - Exempt Employees	46%	127,920	59,099	187,019	66,235
210257	IS Professional 5A	Fairbanks	FT	*	APT - Exempt Employees	46%	27,262	12,595	39,857	14,116
880409	IS Professional 3A	Fairbanks	FT	*	APT - Exempt Employees	46%	15,379	7,105	22,484	0
Pool	UA Labor Pool	Fairbanks	PT		Labor Pool	0%	923,760.9		923,760.9	327,161

Total Position Costs 15,828,244 6,349,856 22,178,100 7,846,668

Full Time Positions: 149
Part Time Positions: 2
Positions in Component: 151

Federal Receipts (1002) 221,935
General Fund Receipts (1004) 7,846,668
Interagency Receipts (1007) 73,978
University Receipts (1048) 6,599,875
UA Intra-agency Transfers (1174) 7,435,644
UA Funding 22,178,100

State of Alaska FY2026 Governor's Operating Budget

University of Alaska Office of Information Technology Component Budget Summary

Component: Office of Information Technology

Contribution to Department's Mission

The University of Alaska Office of Information Technology (OIT) is the central, enterprise information technology organization providing reliable and cost-effective technology infrastructure and services to the three universities that support and enhance teaching, learning, research, business operations, and outreach.

Core Services

- UA Accounts, Single Sign On (SSO), and Identity and Access Management (IAM).
- Enterprise Resource Planning (ERP) System and Data Warehouse.
- Enterprise Applications.
- Hosting and storage solutions.
- IT Process Change Management.
- IT Contract Management, including licenses, improved contract terms, compliance with Purchasing Policy.
- Data Security and Compliance.
- Email, Calendar and Collaboration Services.
- WAN, LAN, Internet, and Wireless Network Services.
- IT Risk Management.
- Application Programming and Development.
- Records Management.
- Security Operations, Engineering, and Incident Response.
- Data Center Operations.
- Telephone and video conferencing Services.
- Third Party Application - integration and support with Enterprise Applications.
- Web Services including support of ADA compliance.
- Workflow and Form Solutions.
- AI Guidelines to address Data Privacy, Compliance, and Security.

Major Component Accomplishments in 2024

See Statewide Services Results Delivery Unit.

Key Component Challenges

See Statewide Services Results Delivery Unit.

Significant Changes in Results to be Delivered in FY2026

See Statewide Services Results Delivery Unit.

Statutory and Regulatory Authority

No statutes and regulations.

Contact Information
<p>Contact: Michelle Rizk, Vice President, University Relations Phone: (907) 450-8187 E-mail: marizk@alaska.edu</p>

Office of Information Technology Personal Services Information					
Authorized Positions			Personal Services Costs		
	<u>FY2025</u> <u>Management</u> <u>Plan</u>	<u>FY2026</u> <u>Governor</u>			
Full-time	54	54	Annual Salaries		0
Part-time	1	1	Premium Pay		0
Nonpermanent	0	0	Annual Benefits		0
			<i>Less % Vacancy Factor</i>		()
			Lump Sum Premium Pay		0
Totals	55	55	Total Personal Services		

Position Classification Summary					
Job Class Title	Anchorage	Fairbanks	Juneau	Others	Total
No personal services.					
Totals	0	0	0	0	0

Component Detail All Funds
University of Alaska

Component: Office of Information Technology (734)
RDU: UA System Office (234)

Non-Formula Component

	FY2024 Actuals	FY2025 Enrolled	FY2025 Authorized	FY2025 Management Plan	FY2026 Governor Adjusted Base	FY2026 Governor	FY2025 Management Plan vs FY2026 Governor	
1000 Personal Services	10,273.2	8,099.2	8,099.2	8,605.7	9,097.2	9,097.2	491.5	5.7%
2000 Travel	162.6	202.0	202.0	202.0	202.0	202.0	0.0	0.0%
3000 Services	7,930.7	9,656.4	9,656.4	10,680.7	10,680.7	12,085.7	1,405.0	13.2%
4000 Commodities	246.9	467.2	467.2	467.2	467.2	467.2	0.0	0.0%
5000 Capital Outlay	558.7	0.0	0.0	105.5	105.5	105.5	0.0	0.0%
7000 Grants, Benefits	0.0	105.5	105.5	0.0	0.0	0.0	0.0	0.0%
8000 Miscellaneous	0.0	0.0	0.0	0.0	0.0	0.0	0.0	0.0%
Totals	19,172.1	18,530.3	18,530.3	20,061.1	20,552.6	21,957.6	1,896.5	9.5%
Fund Sources:								
1004 Gen Fund (UGF)	7,923.7	7,048.7	7,048.7	8,279.5	8,651.7	8,851.7	572.2	6.9%
1048 Univ Rcpt (DGF)	4,704.7	7,902.8	7,902.8	8,202.8	8,322.1	9,527.1	1,324.3	16.1%
1061 CIP Rcpts (Other)	3,096.0	0.0	0.0	0.0	0.0	0.0	0.0	0.0%
1174 UA I/A (Other)	3,447.7	3,578.8	3,578.8	3,578.8	3,578.8	3,578.8	0.0	0.0%
Unrestricted General (UGF)	7,923.7	7,048.7	7,048.7	8,279.5	8,651.7	8,851.7	572.2	6.9%
Designated General (DGF)	4,704.7	7,902.8	7,902.8	8,202.8	8,322.1	9,527.1	1,324.3	16.1%
Other Funds	6,543.7	3,578.8	3,578.8	3,578.8	3,578.8	3,578.8	0.0	0.0%
Federal Funds	0.0	0.0	0.0	0.0	0.0	0.0	0.0	0.0%
Positions:								
Permanent Full Time	49	49	49	54	54	54	0	0.0%
Permanent Part Time	1	1	1	1	1	1	0	0.0%
Non Permanent	0	0	0	0	0	0	0	0.0%

Change Record Detail - Multiple Scenarios with Descriptions
University of Alaska

Component: Office of Information Technology (734)

RDU: UA System Office (234)

Scenario/Change Record Title	Trans Type	Totals	Personal Services	Travel	Services	Commodities	Capital Outlay	Grants, Benefits	Miscellaneous	PFT	PPT	NP
***** Changes From FY2025 Enrolled To FY2025 Authorized *****												
FY2025 Enrolled												
	Enrolled	18,530.3	8,099.2	202.0	9,656.4	467.2	0.0	105.5	0.0	49	1	0
1004 Gen Fund		7,048.7										
1048 Univ Rcpt		7,902.8										
1174 UA I/A		3,578.8										
Subtotal 18,530.3 8,099.2 202.0 9,656.4 467.2 0.0 105.5 0.0 49 1 0												
***** Changes From FY2025 Authorized To FY2025 Management Plan *****												
Distribute University of Alaska Receipt Authority												
	Trin	300.0	0.0	0.0	300.0	0.0	0.0	0.0	0.0	0	0	0
1048 Univ Rcpt		300.0										
Distribute University of Alaska Receipt Authority to better align with estimated expenditures in FY2025.												
Budget Reductions/Additions – Systemwide: (\$7,590.2)												
Systemwide Services: (\$3,277.4)												
Office of Information Technology: \$300.0												
Anchorage Campus: \$2,689.5												
Kenai Peninsula College: \$69.3												
Kodiak College: \$35.0												
Matanuska-Susitna College: \$221.0												
Prince William Sound College: \$21.8												
Fairbanks Campus: \$3,482.5												
Bristol Bay Campus: \$31.0												
Chukchi Campus: \$16.1												
College of Rural and Community Development: \$20.8												
Interior Alaska Campus: \$46.9												
Kuskokwim Campus: \$50.6												
Northwest Campus: \$17.9												
University of Alaska Fairbanks Community Technical College: \$38.2												
Juneau Campus: \$427.0												
Ketchikan Campus: \$42.6												
Sitka Campus: \$49.7												
Education Trust of Alaska: \$3,307.7												
Transfer General Funds for Compensation and Fixed Costs Increases												
	Trin	1,230.8	0.0	0.0	1,230.8	0.0	0.0	0.0	0.0	0	0	0
1004 Gen Fund		1,230.8										

Distribute University of Alaska Receipt Authority to better align with estimated expenditures in FY2025.

Budget Reductions/Additions – Systemwide: (\$7,590.2)
Systemwide Services: (\$3,277.4)
Office of Information Technology: \$300.0
Anchorage Campus: \$2,689.5
Kenai Peninsula College: \$69.3
Kodiak College: \$35.0
Matanuska-Susitna College: \$221.0
Prince William Sound College: \$21.8
Fairbanks Campus: \$3,482.5
Bristol Bay Campus: \$31.0
Chukchi Campus: \$16.1
College of Rural and Community Development: \$20.8
Interior Alaska Campus: \$46.9
Kuskokwim Campus: \$50.6
Northwest Campus: \$17.9
University of Alaska Fairbanks Community Technical College: \$38.2
Juneau Campus: \$427.0
Ketchikan Campus: \$42.6
Sitka Campus: \$49.7
Education Trust of Alaska: \$3,307.7

Transfer General Funds for Compensation and Fixed Costs Increases

Trin	1,230.8	0.0	0.0	1,230.8	0.0	0.0	0.0	0.0	0.0	0	0	0
1004 Gen Fund	1,230.8											

Distribute compensation and fixed cost increases to align with estimated expenditures in FY2025.

Change Record Detail - Multiple Scenarios with Descriptions
University of Alaska

Component: Office of Information Technology (734)
RDU: UA System Office (234)

Scenario/Change Record Title	Trans Type	Totals	Personal Services	Travel	Services	Commodities	Capital Outlay	Grants, Benefits	Miscellaneous	Positions		NP
										PFT	PPT	
Budget Reductions/Additions – Systemwide: (\$22,427.7)												
Systemwide Services: \$816.9												
Office of Information Technology: \$1,230.8												
Anchorage Campus: \$6,776.8												
Kenai Peninsula College: \$367.9												
Kodiak College: \$127.3												
Matanuska-Susitna College: \$299.6												
Prince William Sound College: \$149.4												
Fairbanks Campus: \$10,248.0												
Bristol Bay Campus: \$46.7												
Chukchi Campus: \$25.7												
College of Rural and Community Development: \$232.2												
Interior Alaska Campus: \$76.2												
Kuskokwim Campus: \$132.4												
Northwest Campus: \$60.9												
University of Alaska Fairbanks Community Technical College: \$316.3												
Juneau Campus: \$1,200.3												
Ketchikan Campus: \$158.6												
Sitka Campus: \$161.7												
Position Adjustments for Anticipated Position Count												
	PosAdj	0.0	0.0	0.0	0.0	0.0	0.0	0.0	0.0	5	0	0
Position adjustments deemed necessary to accurately reflect the FY2025 Management Plan.												
Align Authority with Anticipated Expenditures												
	LIT	0.0	506.5	0.0	-506.5	0.0	105.5	-105.5	0.0	0	0	0
Transfers between expenditure categories that the University of Alaska management and the Board of Regents have deemed necessary to accurately reflect expenditure levels for FY2025.												
	Subtotal	20,061.1	8,605.7	202.0	10,680.7	467.2	105.5	0.0	0.0	54	1	0
***** Changes From FY2025 Management Plan To FY2026 Governor Adjusted Base *****												
Salaries and Benefits												
	SalAdj	208.7	208.7	0.0	0.0	0.0	0.0	0.0	0.0	0	0	0
1004 Gen Fund		130.9										
1048 Univ Rcpt		77.8										

In accordance with the University of Alaska's (UA) mission, the university is committed to providing a competitive total compensation package, including salary and benefits, that will attract, retain, and reward high-performing employees who share a passion for higher education. The University of Alaska strives to make

Change Record Detail - Multiple Scenarios with Descriptions
University of Alaska

Component: Office of Information Technology (734)

RDU: UA System Office (234)

Scenario/Change Record Title	Trans Type	Totals	Personal Services	Travel	Services	Commodities	Capital Outlay	Grants, Benefits	Miscellaneous	Positions		NP
										PFT	PPT	

employee compensation performance-based, competitive to institutions with similar missions, and commensurate with the individual's level of responsibility.

The FY2026 budget request includes a wage increase for employee groups as required by collective bargaining agreements and 2.75 percent wage increase for non-union staff.

The United Academics (UNAC, expires on 12/31/24) and United Academics Adjuncts (UNAD, expires 6/30/25) contracts expire in FY2025 and no increase has yet been negotiated for FY2026. Once a tentative agreement has been reached with a union, a funding request will be made through the appropriate legislative process. If the collective bargaining agreement is subsequently not approved by the University of Alaska Board of Regents, the State Department of Administration, or is not ratified by the bargaining unit members, the funding request will be withdrawn.

Staff Benefits Under Recovery and Healthcare

SalAdj	282.8	282.8	0.0	0.0	0.0	0.0	0.0	0.0	0.0	0	0	0
1004 Gen Fund	241.3											
1048 Univ Rcpt	41.5											

In accordance with the University of Alaska's (UA) mission, the university is committed to providing a competitive total compensation package, including salary and benefits, that will attract, retain, and reward high-performing employees who share a passion for higher education. The University of Alaska strives to make employee compensation performance-based, competitive to institutions with similar missions, and commensurate with the individual's level of responsibility.

In FY2026, the university's medical (including dental and vision) plan is expecting an increase in premium costs (\$7.0 million) and under-recovery in FY2024 (\$10.8 million). The FY2026 budget includes a \$14.3 million (\$17.8 million total) request to help offset the cost increases.

Subtotal	20,552.6	9,097.2	202.0	10,680.7	467.2	105.5	0.0	0.0	54	1	0
-----------------	-----------------	----------------	--------------	-----------------	--------------	--------------	------------	------------	-----------	----------	----------

***** **Changes From FY2026 Governor Adjusted Base To FY2026 Governor** *****

Updating Firewall Hardware

IncOTI	200.0	0.0	0.0	200.0	0.0	0.0	0.0	0.0	0.0	0	0	0
1004 Gen Fund	200.0											

Additional funding is required to address aging firewall hardware at each university campus; updating firewall hardware is crucial for maintaining robust network security. As threats evolve, older hardware may lack the processing power and features necessary to effectively counter new attack vectors, and this can lead to degraded performance and latency.

This is one-time funding from the Office of Information Technology (OIT) equipment reserve fund to update each university campus's firewall hardware.

Updating Firewall Hardware

IncOTI	500.0	0.0	0.0	500.0	0.0	0.0	0.0	0.0	0.0	0	0	0
1048 Univ Rcpt	500.0											

Additional funding is required to address aging firewall hardware at each university campus; updating firewall hardware is crucial for maintaining robust network security. As threats evolve, older hardware may lack the processing power and features necessary to effectively counter new attack vectors, and this can lead to degraded performance and latency.

Change Record Detail - Multiple Scenarios with Descriptions
University of Alaska

Component: Office of Information Technology (734)

RDU: UA System Office (234)

Scenario/Change Record Title	Trans Type	Totals	Personal Services	Travel	Services	Commodities	Capital Outlay	Grants, Benefits	Miscellaneous	PFT	Positions PPT	NP
This is one-time funding from the Office of Information Technology (OIT) equipment reserve fund to update each university campus's firewall hardware.												
Cybersecurity Regulatory Compliance	Inc	130.0	0.0	0.0	130.0	0.0	0.0	0.0	0.0	0	0	0
1048 Univ Rcpt		130.0										
Evolving regulatory compliance in the cybersecurity field has created the need for mandatory security awareness training. The diversity across the university campuses and unique employment models dictate a need for a flexible platform for security awareness and data security training. Improving the university's vulnerability management program is also a strategic goal; supporting campuses in deploying an enterprise-wide patch-management system that can be tailored to multiple environments, including research, campus information technology (IT), and other organizations, is a top priority.												
This is ongoing funding from the Office of Information Technology (OIT) equipment reserve fund to continually meet cybersecurity regulatory compliance needs across the system.												
Modernizing the Wide Area Network Hardware Refresh	IncOTI	175.0	0.0	0.0	175.0	0.0	0.0	0.0	0.0	0	0	0
1048 Univ Rcpt		175.0										
A substantial investment in modernizing the community campus wide area network (WAN) is essential to ensure the University of Alaska's continued competitiveness and ability to deliver high-quality educational experiences. The current network infrastructure at several community campus locations is obsolete, characterized by slow speeds and an inability to support the increasingly complex applications and data-intensive demands of contemporary education and research.												
One-time funding (\$175.0) from network fee revenue to refresh equipment necessary to deliver WAN services at Sitka, Ketchikan, Seward, and Kodiak.												
Modernizing the Wide Area Network Hardware Refresh and Broadband Connectivity	Inc	400.0	0.0	0.0	400.0	0.0	0.0	0.0	0.0	0	0	0
1048 Univ Rcpt		400.0										
A substantial investment in modernizing the community campus wide area network (WAN) is essential to ensure the University of Alaska's continued competitiveness and ability to deliver high-quality educational experiences. The current network infrastructure at several community campus locations is obsolete, characterized by slow speeds and an inability to support the increasingly complex applications and data-intensive demands of contemporary education and research.												
Funding (\$150.0) from network fee revenue to address future hardware needs as other locations come due for refresh and replacement.												
Broadband costs have been deferred for the last two years due to savings, acquired as a result of negotiations with service providers having significant manufacturing delays in the supply chain to acquire the equipment necessary to deliver contractual services.												
Funding (\$250.0) from network fee revenue to address connectivity needs across the University of Alaska system.												

Change Record Detail - Multiple Scenarios with Descriptions
University of Alaska

Component: Office of Information Technology (734)
RDU: UA System Office (234)

Scenario/Change Record Title	Trans Type	Totals	Personal Services	Travel	Services	Commodities	Capital Outlay	Grants, Benefits	Miscellaneous	Positions		NP
										PFT	PPT	
	Totals	21,957.6	9,097.2	202.0	12,085.7	467.2	105.5	0.0	0.0	54	1	0

Personal Services Expenditure Detail
University of Alaska

Component: Office of Information Technology (734)

RDU: UA System Office (234)

Notes:

1. If a position is split, an asterisk (*) will appear in the Split/Count column. If the split position is also counted in the component, two asterisks (**) will appear in the column.
2. "Pool" PCN refers to UA temporary positions, such as adjunct faculty; student employees; and other non-permanent staff. Multiple incumbents may share the same labor pool position number and pooled budget.

PCN	Job Class Title	Location	Time Status	Split/ Count	Employee Class	Benefit Rate	Annual	Annual Benefits	Total Costs	UGF Estimate
							Budgeted Salary			
100212	Administrative Professional 4	Fairbanks	FT		APT - Exempt Employees	46.2%	105,811	48,885	154,696	63,845
100300	Senior Administrator Director	Fairbanks	FT		Sr. Administrator	30.5%	179,431	54,726	234,157	96,640
100304	Admin Specialist 2	Fairbanks	FT		PERS - Classified	57.2%	58,843	33,658	92,501	38,177
100306	IS Professional 6A	Fairbanks	FT		APT - Exempt Employees	46.2%	86,708	40,059	126,767	52,319
100442	IS Professional 3A	Fairbanks	FT		APT - Exempt Employees	46.2%	68,309	31,559	99,868	41,217
101000	CITO	Fairbanks	FT		Officer	30.5%	212,744	64,887	277,631	114,582
101001	Administrative Management 4	Fairbanks	FT		APT - Exempt Employees	46.2%	148,430	68,575	217,005	89,561
101003	IS Professional 5A	Fairbanks	FT		APT - Exempt Employees	46.2%	125,340	57,907	183,247	75,629
101004	IS Manager 4	Fairbanks	FT		APT - Exempt Employees	46.2%	160,753	74,268	235,021	96,996
101006	IS Professional 4A	Fairbanks	FT		APT - Exempt Employees	46.2%	83,340	38,503	121,843	50,286
101009	IS Professional 5A	Fairbanks	FT		APT - Exempt Employees	46.2%	110,118	50,875	160,993	66,444
101010	IS Ops Technician 4	Fairbanks	FT		PERS - Classified	57.2%	73,234	41,890	115,124	47,513
101011	IS Professional 4A	Fairbanks	FT		APT - Exempt Employees	46.2%	26,453	12,221	38,674	15,961
101012	IS Professional 4A	Fairbanks	FT		APT - Exempt Employees	46.2%	90,269	41,704	131,973	54,467
101014	IS Ops Technician 2	Fairbanks	FT		PERS - Classified	57.2%	45,923	26,268	72,191	29,794
101016	Fiscal Professional 3	Fairbanks	FT		APT - Exempt Employees	46.2%	76,176	35,193	111,369	45,964
101017	IS Ops Technician 3	Fairbanks	FT		PERS - Classified	57.2%	52,746	30,171	82,917	34,221
101020	IS Professional 5A	Fairbanks	FT		APT - Exempt Employees	46.2%	116,898	54,007	170,905	70,535
101022	IS Manager 3	Fairbanks	FT		APT - Exempt Employees	46.2%	105,811	48,885	154,696	63,845
101024	IS Ops Technician 2	Fairbanks	FT		PERS - Classified	57.2%	48,268	27,609	75,877	31,316
101026	IS Manager 4	Fairbanks	FT		APT - Exempt Employees	46.2%	127,920	59,099	187,019	77,185
101027	IS Professional 5A	Fairbanks	FT		APT - Exempt Employees	46.2%	103,764	47,939	151,703	62,610
101028	IS Ops Technician 2	Fairbanks	FT		PERS - Classified	57.2%	47,266	27,036	74,302	30,666
101029	IS Manager 4	Fairbanks	FT		APT - Exempt Employees	46.2%	138,473	63,975	202,448	83,553
101032	IS Professional 6A	Fairbanks	FT		APT - Exempt Employees	46.2%	113,486	52,431	165,917	68,476
101041	Fiscal Technician 4	Fairbanks	FT		PERS - Classified	57.2%	61,252	35,036	96,288	39,739
101043	IS Professional 4A	Fairbanks	FT		APT - Exempt Employees	46.2%	68,309	31,559	99,868	41,217
101046	Senior Administrator Director	Fairbanks	FT		Sr. Administrator	30.5%	177,420	54,113	231,533	95,557
101049	IS Professional 4A	Fairbanks	FT		APT - Exempt Employees	46.2%	80,099	37,006	117,105	48,331
101050	IS Professional 5A	Fairbanks	FT		APT - Exempt Employees	46.2%	97,752	45,161	142,913	58,982
101054	IS Professional 4A	Fairbanks	FT		APT - Exempt Employees	46.2%	105,811	48,885	154,696	63,845
101056	IS Professional 4A	Fairbanks	FT		APT - Exempt Employees	46.2%	187,200	86,486	273,686	112,954
101063	IS Professional 4A	Fairbanks	FT		APT - Exempt Employees	46.2%	113,486	52,431	165,917	68,476
101070	IS Ops Technician 2	Fairbanks	FT		PERS - Classified	57.2%	42,789	24,475	67,264	27,761

Personal Services Expenditure Detail
University of Alaska

Component: Office of Information Technology (734)

RDU: UA System Office (234)

Notes:

1. If a position is split, an asterisk (*) will appear in the Split/Count column. If the split position is also counted in the component, two asterisks (**) will appear in the column.

2. "Pool" PCN refers to UA temporary positions, such as adjunct faculty; student employees; and other non-permanent staff. Multiple incumbents may share the same labor pool position number and pooled budget.

PCN	Job Class Title	Location	Time Status	Split/Count	Employee Class	Benefit Rate	Annual		Total Costs	UGF Estimate
							Budgeted Salary	Annual Benefits		
101071	IS Professional 4A	Fairbanks	FT		APT - Exempt Employees	46.2%	80,099	37,006	117,105	48,331
101072	IS Ops Technician 2	Fairbanks	FT		PERS - Classified	57.2%	42,789	24,475	67,264	27,761
101080	IS Professional 6A	Fairbanks	FT		APT - Exempt Employees	46.2%	139,838	64,605	204,443	84,377
101082	IS Professional 4A	Fairbanks	FT		APT - Exempt Employees	46.2%	26,453	12,221	38,674	15,961
101083	IS Professional 4A	Fairbanks	FT		APT - Exempt Employees	46.2%	105,811	48,885	154,696	63,845
101084	IS Professional 5A	Fairbanks	FT		APT - Exempt Employees	46.2%	100,281	46,330	146,611	60,508
101085	IS Professional 5A	Fairbanks	FT		APT - Exempt Employees	46.2%	76,987	35,568	112,555	46,453
101086	Director (Admin)	Fairbanks	FT		Sr. Administrator	30.5%	147,001	44,835	191,836	79,174
101088	Fiscal Technician 3	Fairbanks	FT		PERS - Classified	57.2%	55,475	31,732	87,207	35,991
101092	IS Professional 5A	Fairbanks	FT		APT - Exempt Employees	46.2%	99,692	46,058	145,750	60,153
101093	IS Consultant 4A	Fairbanks	PT		APT - Exempt Employees	46.2%	82,551	38,139	120,690	49,810
101094	IS Professional 4A	Fairbanks	FT		APT - Exempt Employees	46.2%	88,478	40,877	129,355	53,387
101095	IS Professional 5A	Fairbanks	FT		APT - Exempt Employees	46.2%	76,987	35,568	112,555	46,453
101096	IS Professional 3A	Fairbanks	FT		APT - Exempt Employees	46.2%	83,340	38,503	121,843	50,286
101097	IS Professional 5A	Fairbanks	FT		APT - Exempt Employees	46.2%	88,478	40,877	129,355	53,387
101098	IS Professional 4A	Fairbanks	FT		APT - Exempt Employees	46.2%	68,309	31,559	99,868	41,217
103007	IS Net Technician 7	Fairbanks	FT		PERS - Classified	57.2%	57,692	33,000	90,692	37,430
103008	IS Professional 4A	Fairbanks	FT		APT - Exempt Employees	46.2%	78,479	36,257	114,736	47,353
103010	IS Professional 4A	Fairbanks	FT		APT - Exempt Employees	46.2%	82,551	38,139	120,690	49,810
103014	IS Professional 5A	Fairbanks	FT		APT - Exempt Employees	46.2%	115,789	53,495	169,284	69,866
103015	IS Net Technician 7	Fairbanks	FT		PERS - Classified	57.2%	68,992	39,463	108,455	44,761
210257	IS Professional 5A	Fairbanks	FT	*	APT - Exempt Employees	46.2%	10,905	5,038	15,943	6,580
Pool	UA Labor Pool	Fairbanks	PT		Labor Pool	0.0%	1,017,982		1,017,982	420,135
Total Position Costs							6,235,591	2,370,109	8,605,700	3,551,694

Full Time Positions: 54
Part Time Positions: 1
Positions in Component: 55

Federal Receipts (1002)
General Fund Receipts (1004) 3,551,694
Interagency Receipts (1007)
University Receipts (1048) 3,518,792
UA Intra-agency Transfers (1174) 1,535,214
UA Funding 8,605,700

State of Alaska FY2026 Governor's Operating Budget

University of Alaska University of Alaska Anchorage Results Delivery Unit Budget Summary

University of Alaska Anchorage Results Delivery Unit

Contribution to Department's Mission

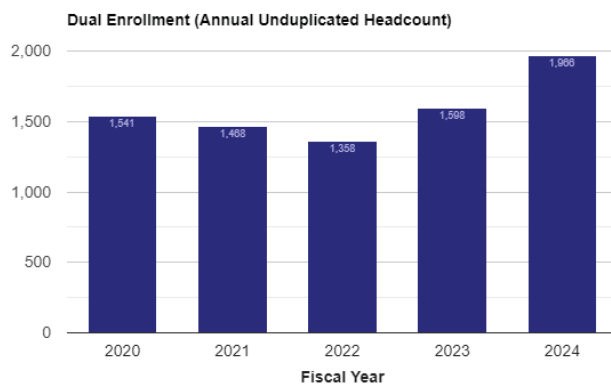
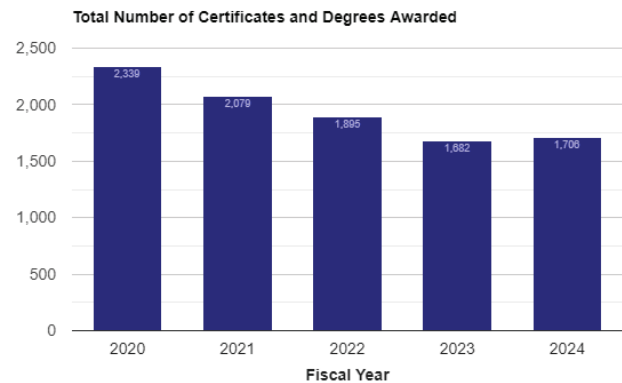
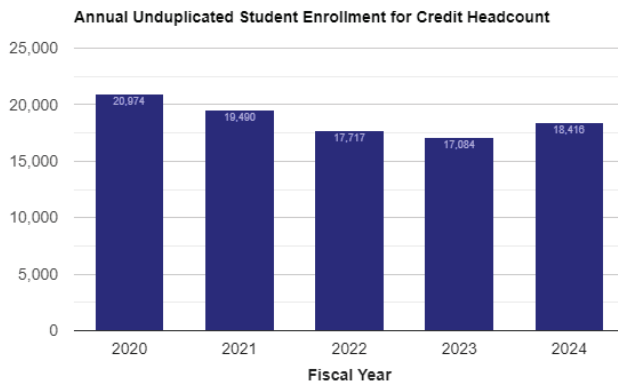
The University of Alaska Anchorage (UAA) transforms lives through teaching, research, community engagement, and creative expression in a diverse and inclusive environment.

Serving students, the state, and the communities of Southcentral Alaska, UAA is a comprehensive, open access, public university established on the ancestral lands of the Dena'ina, Ahtna Dene, Alutiiq/Sugpiaq, Chugachmiut, and Eyak peoples.

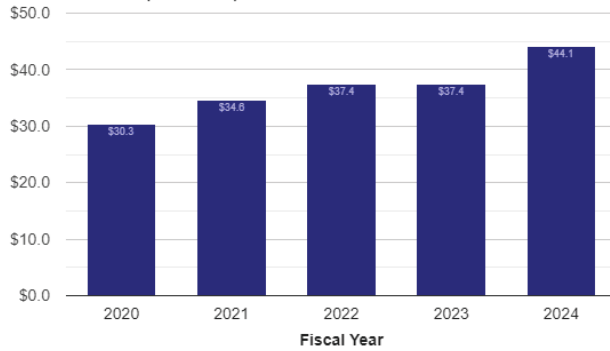
University of Alaska Anchorage Mission Statement
Board of Regents' Policy 01.01.020
Adopted 02-23-24

Results

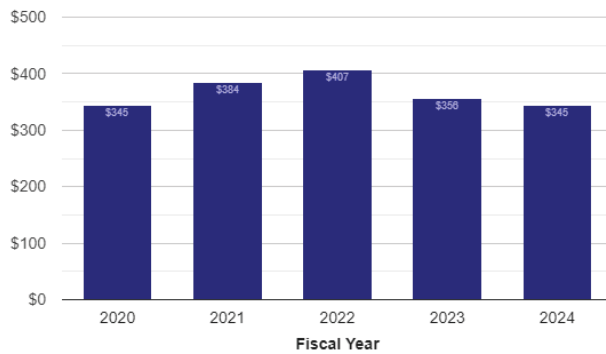
(Additional performance information is available on the web at <https://omb.alaska.gov/results>.)



Annual Expenditures from Research and Public Service Grants and Contracts (in Million \$)



Average Fees per Student



Core Services

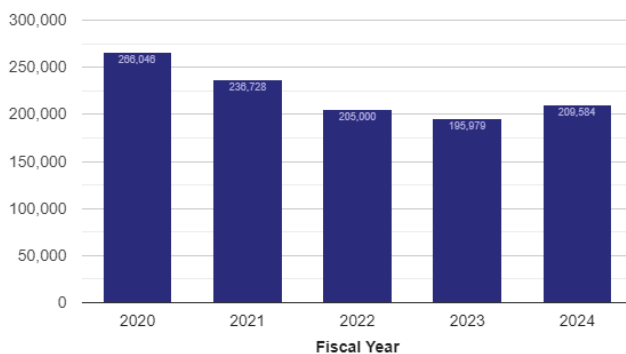
- Provide opportunities to Alaskans in their pursuit of academic and workforce preparation.
- Further student success and completion by improving retention rates for associate and baccalaureate seeking students.
- Engage students in accelerated pathways from secondary to post-secondary education. Transform the lives of our students, communities, and the State through the advancement of knowledge.
- Transform the lives of students, communities, and the state through the advancement of knowledge and evidence-based practice.
- Maintain affordable education for the students and the State of Alaska.

Measures by Core Service

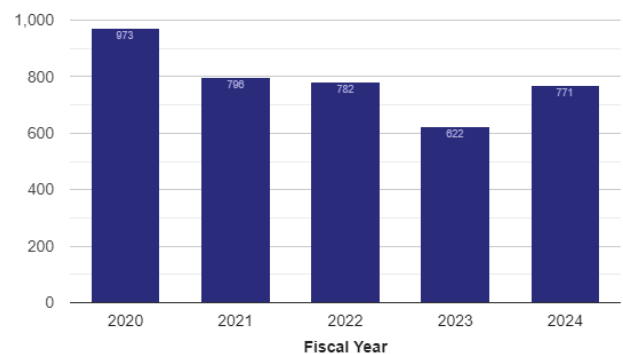
(Additional performance information is available on the web at <https://omb.alaska.gov/results>.)

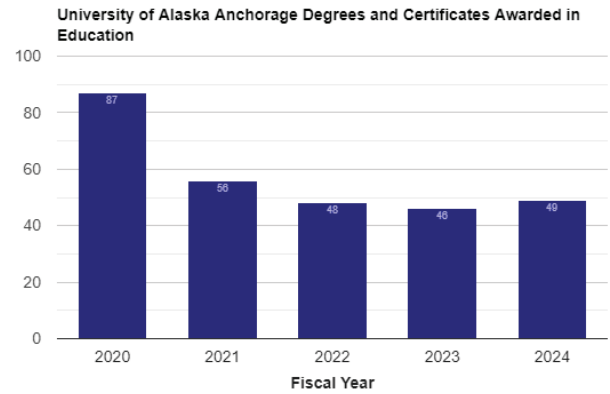
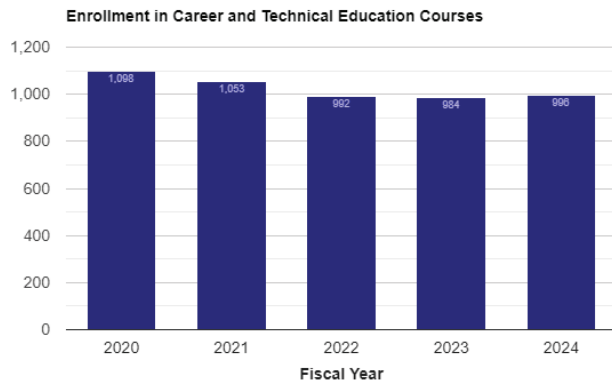
1. Provide opportunities to Alaskans in their pursuit of academic and workforce preparation.

Total Student Credit Hours Delivered

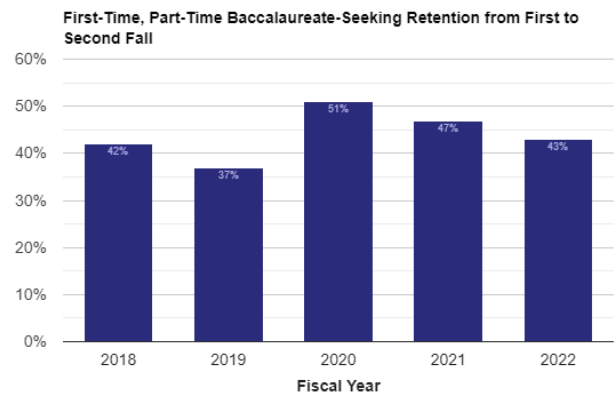
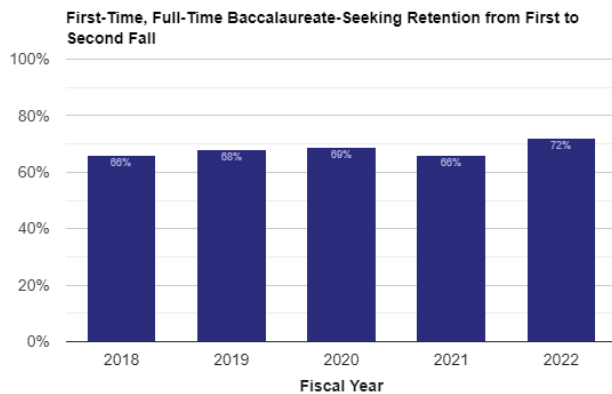
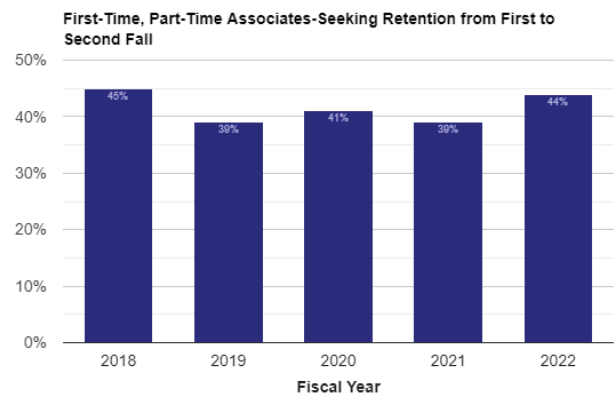
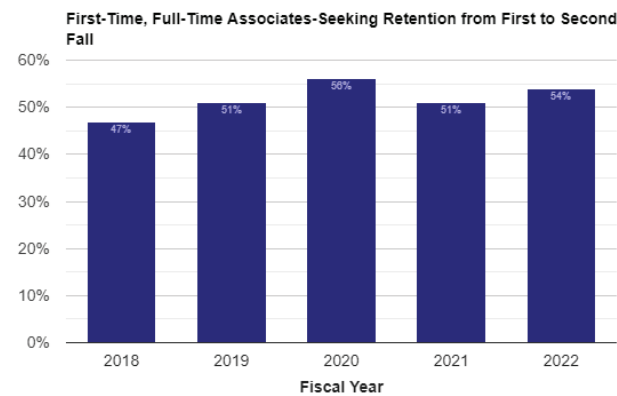


Enrollment in Certificate and Associates Degrees



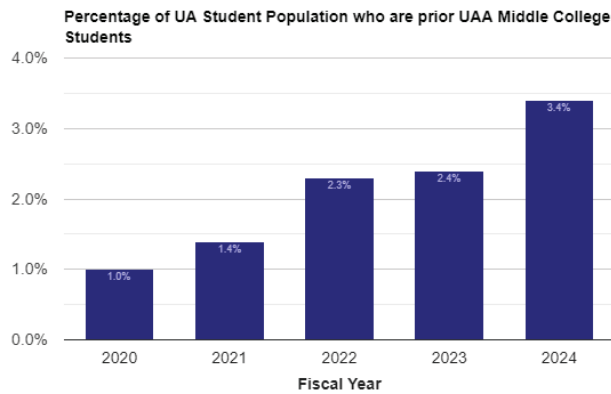
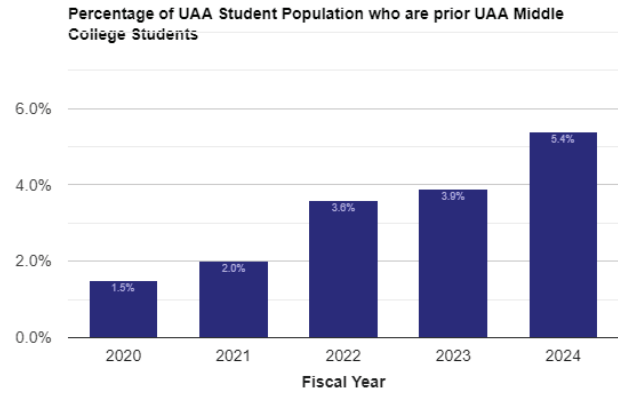
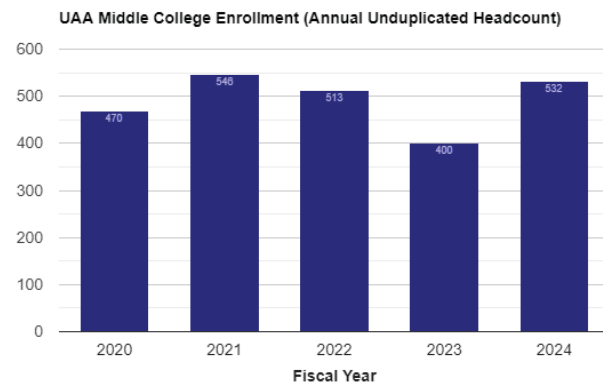


2. Further student success and completion by improving retention rates for associate and baccalaureate seeking students.

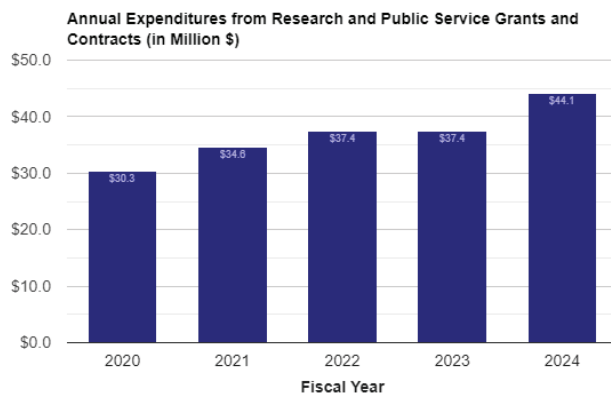


3. Engage students in accelerated pathways from secondary to post-secondary education. Transform the lives of our students, communities, and the State through the advancement of

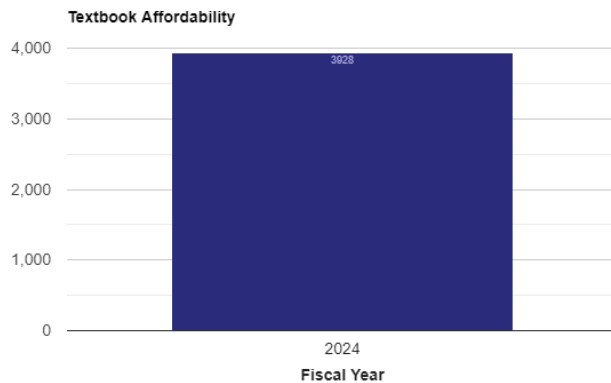
knowledge.



4. Transform the lives of students, communities, and the state through the advancement of knowledge and evidence-based practice.



5. Maintain affordable education for the students and the State of Alaska.



Major RDU Accomplishments in 2024

The University of Alaska Anchorage (UAA) is a comprehensive, open access institution that transforms lives through higher education opportunities and meets the workforce needs of its communities and the State. The UAA strives to be a place where every person who wants an education belongs and can be successful.

UAA's Academic Programs Transform Lives and Evolve to Meet the Workforce Needs of the State.

Degrees and certificates awarded. During fiscal year 2024, the UAA conferred 1,706 degrees, including 285 certificates or licensures, 529 associate degrees, 719 baccalaureate degrees, 170 master's degrees, and three doctorates.

Enrollment. As of September 2024, overall fall 2024 enrollment, compared to this time in fall 2023, was up at the UAA by 6.6 percent. This includes strong gains in Education (up 39.3 percent), Community and Technical College (up 12.6 percent), and overall gross estimated credit hour delivery (up nearly 4,000 student credit hours (SCH) or 4.3 percent). This is after accounting for an internal UAA process change which moved some courses into a non-credit system. Institutionally, the UAA continues to make significant contributions to overall enrollment with 56 percent of the overall UA enrollment being in courses at the UAA. Nationally, the UAA is outperforming the national undergraduate enrollment growth of roughly three percent (according to the National Student Clearinghouse Research Center).

UAA Programs Prepare Alaska's Workforce. The UAA's academic programs are designed to meet specific workforce needs in Anchorage and across Alaska. On-time, focused credentials aimed at entry-level opportunities and working professionals wanting to retool for new economic and industry realities have been one key to meeting the specific needs of UAA's communities and the State. These shorter-term credentials then lead into other credentials, allowing a student to earn certificates, associate, bachelor's, and master's degrees over time without losing credits.

UAA Programs are Connected to Industry and the Community. The UAA has over 50 Industry/Program Advisory Boards, with more than 700 members from the communities where the UAA has campuses and extended sites. These boards provide a critical link to employers and industry, ensuring that the UAA's programs are current and meet community and industry needs.

UAA's Multiple Campuses and Entry Points Offer Flexible, Convenient Options. The UAA's community campuses in Soldotna, Homer, Valdez, Kodiak, and the Mat-Su Valley, as well as its online program offerings, together with the Anchorage campus, provide multiple entry points that meet learners where they are, offering flexible and convenient options for earning a degree or certificate.

UAA's Programs Hold External Recognitions. The UAA programs meet the highest standards, with some 62 programs holding external recognition through specialized accreditors. Highlights of the academic year 2024 reaffirmation processes: the Commission on Accreditation of Allied Health Education Programs (CAAHEP) upon the

recommendation of the Joint Review Committee on Education in Diagnostic Medical Sonography granted initial accreditation to the Associate of Applied Science (AAS) in Diagnostic Medical Sonography with no citations; the National Association of Schools of Music (NASM) granted accreditation renewal to the Bachelor of Arts and Bachelor of Music with no areas needing attention; the Accreditation Council for Education in Nutrition and Dietetics (ACEND) granted accreditation to the Master of Science (MS) in Dietetics and Nutrition with no areas to address; the Council for Standards in Human Service Education (CSHSE) granted accreditation to the Associate of Applied Science Human Services and the Bachelors of Human Services with no conditions.

New UAA Programs Are Designed to Meet the Needs of the State. To meet community needs, as industries adapt to changes in Alaska's economy and workforce demands, this past year the UAA developed, among other programs, the Occupational Endorsement Certificate (OEC) in Medical Assisting, the Occupational Endorsement Certificate (OEC) in Guardianship, the Post-baccalaureate Certificate in Early Childhood Pre-K-Third Grade, and the Master of Science (MS) in School Psychology Specialist. The UAA faculty developed the above programs in direct response to industry and community partners.

Medical Assisting. The Occupational Endorsement Certificate (OEC) in Medical Assisting was developed in response to direct and informal conversations with employers, clinical placement sites, and the program's community industry committee. The OEC was requested as a shorter path to a credential to meet high workforce demands and the need for community partners to have entry-level medical assistants as soon as possible. Students in the certificate program will acquire skills to work in settings such as physician offices, clinics, and outpatient care centers.

Guardianship. In response to a request from the State of Alaska's Office of Public Advocacy, the faculty in Human Services developed the Occupational Endorsement Certificate (OEC) in Guardianship. Alaska is experiencing a public guardianship crisis, and the new program provides the training necessary to educate and prepare students for careers in public guardianship.

Early Childhood Pre-K-Third Grade. The Post-Baccalaureate Certificate (PBCT) in Early Childhood Pre-K-Third Grade is designed to provide professionals already holding a bachelor's degree with the opportunity to change careers and complete an Alaska Department of Education and Early Development (DEED)-approved educator preparation program in early childhood education to earn a Type A Initial Teacher Certificate in PK-3. The post-baccalaureate certificate addresses a notable gap in teacher licensure options for early childhood education. Ongoing feedback from school districts around Alaska expresses favor for the licensing option.

School Psychology. The UAA faculty developed the program for a School Psychology Specialist with input from the program's community advisory board, the Alaska School Psychology Association, and results from three statewide needs assessments, in addition to national standards for the field.

Veterinary Technology. This past year the UAA implemented the newly approved Associate of Applied Science (AAS) in Veterinary Technology. The program is supported by key organizations, including the Alaska State Veterinary Medical Association (AKVMA) and the Alaska Veterinary Technicians Association (AKVTA). The Veterinary Technology program has also established a robust program advisory committee, composed of local veterinary professionals, who have played an integral role in shaping the curriculum and ensuring that it meets the needs of the community.

UAA's Graduate School is Building a Pipeline to Graduate Study. The UAA Graduate School is a McNair Scholars Program grant recipient serving first-generation, low-income, and under-represented students seeking a graduate degree. The United States Department of Education grant provides stipends, professional development, conference travel, faculty mentors, and research opportunities for McNair scholars in support of their efforts to earn a master's degree and/or a PhD. The UAA is funded to support 25 McNair Scholars and is near capacity. The UAA McNair Scholars meet with great success after receiving McNair services. While in the program, students have been selected for highly competitive opportunities, and routinely selected to present student research at international conferences. The program is successful, with McNair Scholars having already been accepted into graduate programs of their choice.

UAA Prepares Students for High-Demand Fields and Connects College to Careers

Graduates in High Demand Fields. The UAA delivers 132 programs in ten high demand industries defined by the UA system including: Administration and Finance; Aviation; Construction; Fisheries and Marine Science; Health; Hospitality and Tourism; IT; Mining; Oil and Gas; and Teacher Education. In FY2024 the UAA granted 1,904 degrees and certificates in these high demand fields.

Graduates in Health Fields. In FY2024 the UAA graduated students in the following high-demand health areas: 222 nursing; 13 sonography and radiologic technology; 11 physical therapist assisting; 22 medical laboratory and phlebotomy; six surgical technology; 23 medical assisting and medical office coding; seven pharmacy technology; 18 dental assisting and hygiene; 20 dietetics and nutrition; three paramedics and emergency medical technology; 38 health sciences (both Certified Health Educator Specialists and pre-professionals prepared for graduate study in occupational therapy, physical therapy, physician assistant, speech-language pathology, and pharmacy, among other health-related graduate programs); and 11 public health, among other health-related graduates. Students also completed the Health Care Assisting (HCA) A105 course which makes them eligible to sit for the certified nurse aid exam.

Graduates in Mental and Behavioral Health. In FY2024 the UAA graduated 16 students in human services, 55 students in social work, and 70 students in psychology (59 in Psychology, eight in Clinical Psychology, and three new PhDs in Clinical-Community Psychology).

Programs in Early Childhood. The following is an example of meeting State needs is the growth in Early Childhood Education programs at the UAA. In 2024, there were 156 students enrolled as majors in programs across Early Childhood Education. This is a 31.1 percent (37 students) increase from the 119 students in 2023. These programs address the critical need for both childcare workers and early grade schoolteachers. Students can begin with a certificate, move on to earn an associate degree, followed later by a bachelor's degree; with emphasis options, depending on the student's personal and professional goals.

Interdisciplinary Degree in Arctic Security. The UAA's graduate school is partnering with the Ted Stevens Center for Arctic Security Studies in delivering a program for military and civilians interested in careers in Arctic security. With four tracks addressing various aspects of Arctic policy, defense, environment, and security the program provides workforce-ready skills to select Ted Stevens Fellows, who are highly qualified Air Force and Coast Guard personnel.

Apprenticeships. The UAA's Center for Strategic Partnerships and Research serves as the United States Department of Labor authorized sponsor for registered apprenticeships for the UA system, offering Apprenticeships for Peer Support Specialists, Automotive Service Technicians, and Diesel and Heavy Equipment Mechanics. The UAA has established four additional Apprenticeships for Educators, led by the UAA School of Education and Kodiak College, to help serve statewide needs for early childhood educators at all levels of career preparation including Early Childcare Specialists, Early Childhood Educators, Teaching Assistants, and PK-3 Teachers. Five registered sponsors support 48 apprentice educators with 12 Alaskan employers, including nine school districts and three local childcare agencies. The UAA's Community and Technical College provides an Associate of Applied Science degree in Apprenticeship Technology where apprenticeship hours can be counted towards college credit and degree completion (including a pathway to a Bachelor of Science in Applied Technologies Leadership).

Practical Training Courses. The UAA offers many opportunities for hands-on learning including the many credit-bearing internships, practicums, and clinicals offered across all the UAA campuses. In academic year 2024 UAA offered 156 practical training courses, serving 538 students. In addition, many other courses integrate experiential learning, such as undergraduate research and service-learning projects, and many students participate in non-credit internships.

College to Career. The College of Arts and Sciences was selected through a competitive process to participate in the American Association of Colleges and Universities (AAC&U) inaugural Curriculum-to-Career Innovations Institute (C2C). For its initial project, the UAA created the C2C Faculty Fellows program, which focused on integrating career readiness into the curriculum. In recognition of the UAA's innovative work, the AAC&U selected the UAA C2C team as one of twelve campus teams to participate in the AAC&U's academic year 2024 Curriculum-to-Career Grant Project for Implementation and Inclusive Models. During academic year 2024, the C2C project focused on strengthening and advancing intentionally designed high impact internships.

UAA Provides Accelerated Pathways to Opportunities in Post-Secondary Education

Dual Enrollment. In academic year 2024, a total of 1,966 high school students took a college course through a UAA dual enrollment opportunity. The UAA partners with school districts across the southcentral region, and the State, with the goal of reducing the time and cost of educating each student all the way from K-16 and beyond to graduate education. All UAA campuses provide multiple pathways for high school students to earn college credit, ranging from early and middle college schools, Jump Start programs, the Alaska Native Science and Engineering Program (ANSEP) Acceleration Academies, and articulated Career and Technical Education courses.

Alaska Native Science and Engineering Program. The ANSEP Acceleration Academy is designed for rising 9th through 12th graders, with programs in Anchorage, Mat-Su, Bethel, and Kotzebue. In academic year 2024, 115 students participated in the Anchorage and Mat-Su ANSEP academies. Over the summer ANSEP also hosts an acceleration academy for students from across Alaska. Students live on the UAA campus and take one or two college courses in math, science, engineering, Alaska Native studies, or writing. In the summer of 2024, 63 students came to Anchorage for the Acceleration Academy (Statewide Summer) experience.

Middle College Programs. In academic year 2024, 532 students participated in one of the early or middle college schools offered with UAA district partners. The UAA partners on middle or early college programs at Kenai Peninsula College, Kodiak College, Mat-Su College, and in Anchorage.

Courses Taught in the High Schools. In academic year 2024, 853 students took a dual enrollment course delivered solely to high school students. These included both articulated high school career and technical education (CTE) courses, as well as the UAA general education courses taught by UAA-approved high school instructors using the institution's syllabus.

Early Childhood Dual Enrollment. Building on the dual enrollment program with King Tech High School in Anchorage, the School of Education is partnering with high schools in Sitka to develop early childhood education dual credit experiences that will support nearly 30 students at Sitka High School, Pacific High School, and Mt. Edgecumbe High School. In addition, following the pilot program with King Tech High School to deploy "distance learning-classrooms-in-a-box" to rural students, district partners in Bristol Bay and southeast Alaska are investigating this opportunity. This program involves Alaskan high school students receiving instruction from a dual-enrollment teacher with the help of a Meeting Owl and other technologies provided in the box.

Prince William Sound Offers Opportunities That Reach Across the State. As with the other UAA campuses, the Prince William Sound College (PWSC) has multiple kinds of dual enrollment partnerships, offering courses on campus, at the high schools, and remotely. An innovation is that the PWSC has used grant funding to bring dual enrollment students from distant, rural Alaska high schools to the Valdez campus to live in the residence halls to complete one-semester Occupational Endorsement Certificates in hands-on technical fields such as Marine Tech Services and Construction. Funding from the City of Valdez enables the PWSC to offer Valdez students dual enrollment opportunities at no cost to the student, broadening access to post-secondary education and reducing the cost to those families.

Summer Engineering Academies. Embarking on its 19th year of offering STEM (science, technology, engineering, mathematics) outreach, the College of Engineering taught 28 sessions to 693 students for eight weeks. Twenty-four sessions were hosted at the UAA and four at the Mat-Su College. Highlights from this year's academies include partnerships with Alaska Resource Education (ARE) and Special Education Service Agency (SESA). Instructors from ARE shared their knowledge of Alaska's natural resources and how engineering industries relate to responsible resource management during the Engineering Exploration Junior Academy. The SESA returned for a second year to support the inclusion of participants with unique educational needs in the Corrosion Chemistry academy.

UAA Students Chart Their Journey and Have an Impact on Their Communities

UAA Student Selected for Prestigious Truman Scholarship. A UAA Bachelor of Political Science major and Justice and Women's Studies minor graduate was selected as a 2024 Truman Scholar. Truman Scholars demonstrate outstanding leadership potential, a commitment to a career in government or the nonprofit sector, and academic excellence. Each Truman Scholar receives funding for graduate studies, leadership training, career counseling, and special internship and fellowship opportunities within the federal government. Sixty new Truman

Scholars were selected from 709 candidates based on the finalists' academic success and leadership accomplishments, as well as their likelihood of becoming public service leaders.

UAA Student Selected to Teach in Austria. A Bachelor of Arts in Languages graduate was awarded a foreign language teaching assistantship to Austria from the United States Teaching Assistantship (USTA). Teaching Assistants work in one or two Austrian secondary schools. The program exposes young Austrians to native speakers and is designed to inspire an interest in other cultures based on cross-cultural dialogue and personal contacts.

Mat-Su College Supports Student Research in Physics. Two students had the remarkable opportunity to travel to the National Aeronautics and Space Administration (NASA), where they built and launched an experiment on a suborbital rocket, gaining insights into aerospace research and technology. This opportunity was made possible by a NASA grant won by two faculty at the Mat-Su College. The grant proposed designing and building a space weather station, which is now operational in the woods behind campus.

Undergraduate Engineering Projects in the Community. Engineering students continue to solve problems in Alaska through capstone projects. Examples from 2024 include: "In-Processing Kiosk for JBER (Joint Base Elmendorf/Richardson) Professional Military Education Center"; "Interactive Campus Experience: UAA HoloLens 2 Guided Tour"; "Rabbit Valley Trailhead Improvements"; "Double Disc Anemometer Development and Testing"; and "Snow River Bridge Raise".

Student Research and Creative Scholarship Showcase. Thirty-five UAA undergraduate students delivered presentations or performances at the competitive 2024 Student Research and Creative Scholarship Showcase. Prize-winning projects included one focused on understanding high school students' and educators' views on Alaska-related curriculum in the Anchorage School District (ASD) and evaluation of data around student exposure to Alaska Native Studies, Alaska History, and Indigenous science, and another one focused on marine viral community differences in the Northern Gulf of Alaska.

Community Engaged Student Assistants. In academic year 2024, community engaged student assistants worked with faculty to support multiple community-engaged projects with partners across the State, including, but not limited to: the Alaska American Association of Retired Persons (AARP); Alaska American Civil Liberties Union (ACLU); Alaska Association of School Social Workers; Alaska Eating Disorder Alliance; Alaska Housing Finance Corporation; Alaska Public Health Association; Alaska State Opioid Treatment Authority Division of Behavioral Health; Anchorage Park Foundation; Anchorage School District; Denakkanaaga; and the McLaughlin Youth Center. They also supported community-facing campus centers such as the Hunger and Homelessness Support Network, Psychological Services Center, and the Seawolf Food Pantry.

Homer Semester by the Bay. The Kenai Peninsula College Kachemak Bay Campus Semester by the Bay program (SBB) is an opportunity for students to work with important civic agencies and scientific institutions. Students have worked with the Alaska Wildlife Alliance, the Alaska Department of Fish and Game, the United States Fish and Wildlife Service, the Center for Alaskan Coastal Studies, the National Oceanic and Atmospheric Administration (NOAA), and the Kachemak Bay National Estuarine Research Reserve among other agencies and organizations.

UAA Actively Partners with Community and Industry, Including Bringing the Community to Campus

Lifetime Achievement. The UAA faculty member, Professor Ron Spatz, received the Lifetime Achievement Award in the Arts at the 2024 Governor's Arts and Humanities Awards ceremony. This prestigious award underscores career-long contributions to the literary arts through a multitude of creative projects, including co-founding and serving as editor-in-chief of the Alaska Quarterly Review (AQR). Through many innovative and creative projects, Professor Spatz continues to connect the UAA to the community.

Library Connections Across Alaska. The UAA's Steve Rollins, long-serving dean of the UAA/APU Consortium Library, was recognized with a legislative citation for years of contributions to connecting communities with library resources across the State.

Alaska Leaders Archive. In March 2024, the UAA was honored to receive the papers of Senator Ted Stevens at the UAA/APU Consortium Library. The Ted Stevens Collection is one of the largest congressional collections ever assembled. The university sees these records as a catalyst to inspire and teach future generations of students and

Alaska leaders, along with the archives of 130 other Alaskan leaders. As part of the Alaska Leaders Archive, the UAA is offering students, scholars, and citizens a glimpse into the leadership and decisions that have shaped Alaska – a place where future leaders learn from the rich legacy of Alaska’s past leaders.

Sustainable Agriculture Community Program. The Kenai Peninsula College Kachemak Bay Sustainable Agriculture program worked with the Homer Soil and Water Conservation District and other community partners to offer 35 agriculture courses, presentations, and events in academic year 2024. This UAA program is designed to encourage and educate local growers, meet community agricultural workforce development, build a community seed bank, and educate the public on food safety and security.

Alaska Native Values in Modern Governance: A Gathering. The two-day conference attracted 220 participants from around the State for an innovative approach to Alaska Native training. The 2024 gathering offered 28 sessions ranging from fiduciary duties and reading financial statements to nonprofit board service and grant writing. Sessions addressed issues unique to Alaska Native Tribes and corporations, including the Alaska Native Claims Settlement Act (ANCSA), open enrollment policies, and tribal financials. General sessions covered topics vital to all attendees. These included panel discussions on “Hiring Our People” and “Working Together for Housing in Our Homelands.”

Maritime Workforce Development on Kodiak Island. Kodiak College produced 10 graduates from the Marine Services Technology Occupational Endorsement Certificate, who are now contributing vital skills to Alaska’s marine industry. This initiative provides essential vessel maintenance and repair skills training to support local economies and fishing operations. In addition to graduate success, the program expanded its outreach by delivering marine services technology training to three remote Alaskan villages within Kodiak Archipelago, ensuring accessibility for underserved communities. Kodiak College has added to its offerings a six-pack captain’s class, allowing participants to earn their United States Coast Guard Captain’s license for operating small vessels. Overall, the program strengthens Kodiak’s workforce in marine services, emphasizing safety, skill development, and economic resilience.

Teacher Retention Across Alaska. Initially launched with school district partnerships in Bristol Bay, Lake and Peninsula Borough, Dillingham, and the southwest region, the School of Education’s Experiential Education Project (EEP) now includes the Lower Kuskokwim School District and has expanded to the Galena City and Chugach School Districts in 2023-2024. Through collaboration between the UAA faculty and these school districts, portfolio-based credits are awarded to teachers at a flat rate, making the Masters in Education (M.Ed.) more affordable and providing an opportunity to earn higher pay, supporting the retention of a much-needed rural teaching workforce in Alaska. Recent research conducted by Education Northwest revealed that retention rates are significantly higher for rural Alaskan teachers enrolled in the M.Ed. compared to non-participating teachers.

Homeland Security Center of Excellence. In April 2024, the UAA was proud to officially launch its new Homeland Security Center of Excellence. The Arctic Domain Awareness Center (ADAC-ARCTIC) will receive millions in federal funding through a ten-year cooperative agreement for groundbreaking research in national security topics and will create new opportunities for faculty and students.

Creative Arts Hub. Over the past year, the College of Arts and Sciences (CAS) had over 1,500 events with 10,000 people attending and over 100 classes offered in the Fine Arts Building. Partnerships included the Perseverance Theater and the Sitka Music Festival as well as the Midnight Sun Theater and the Alaska Theatre of Youth. The recently launched Friends of the Arts at the UAA program further supports community connections, giving community members an insider view of what’s going on in the arts at the UAA.

Partnerships in Extraction Industries at Prince William Sound. The Prince William Sound College (PWSC) has multiple partnerships for the Millwright Occupational Endorsement Certificate (OEC) program with mining and extraction industries in Alaska, such as scholarships, internships, training equipment, and guest lectures from industry partners such as Hecla Greens Creek Mine and Hilcorp energy exploration and production company. The PWSC also partners with the Alyeska Pipeline Service Company to provide Ship Escort Response Vessel System (SERVS) training to enable the petroleum transportation industry from the Trans-Alaska Pipeline Terminal and out through Prince William Sound.

Community Engaged Research Projects. The UAA faculty conducted numerous community-engaged projects with partners across the State, such as developing culturally responsive, trauma-informed person-centered participatory practices with Alaska Native Elders of the Eklutna Community Clinic; facilitating coordination between statewide

entities in the effort to help Alaska Native caregivers and people with dementia have voices in program and service development; preventing and addressing sexual violence in Anchorage nightlife establishments with the Alaska Cabarets, Hotels, Restaurants, and Retailers (CHARR); and conducting food security research with the Ketchikan Wellness Coalition.

Alutiiq Museum Qik Committee. Kodiak College offers Alutiiq Language courses that provide language acquisition and cultural understanding leading to an Occupational Endorsement Certificate (OEC). In collaboration with the Alutiiq Museum's Qik committee, who plans and guides the Alutiiq language restoration and revitalization projects, this OEC serves an important role in providing access to students across Alaska to cultural language bearers for language training.

Maritime Professional Development at Kachemak Bay. The Maritime Workforce Development program at the Kachemak Bay Campus (KBC) of the Kenai Peninsula College offered five maritime courses during academic year 2024 to meet the workforce needs identified by local marine industry partners. Fifty-three adult and high school students trained on maritime safety, the use of navigational charts and technology, computer assisted design, and United States Coast Guard Certification courses.

Arctic Science and Engineering Research. Through the ConocoPhillips Arctic Science and Engineering Endowment Awards, the university awarded support to three exploratory research projects and one education development project in 2024, totaling about \$500,000. One exploratory research project will measure the surface temperature of carbon steel alloys and correlate the surface temperature and their atmospheric corrosion rates when exposed to everchanging arctic and sub-arctic climates. The educational project seeks to create new opportunities for exploring Arctic science by engaging students in a bi-directional research exchange program with a French university. Another exploratory research project seeks to explore the unstable permafrost using microgravimetry with Ukpeagvik Inupiat Corporation science. It is through these partnerships that these funded projects magnify their impact.

Community Education on Kodiak Island. Community Education at Kodiak College offers residents from across Kodiak Island the chance to participate in personal enrichment courses that cater to diverse interests and goals. These courses bring together individuals from remote villages, the United States Coast Guard Base, and the main town alike, fostering a shared learning experience that enriches the entire community. By hosting these classes on campus, Kodiak College strengthens local connections to the university, making higher education resources more accessible and relevant. The program not only adds value to participants' lives through skill-building and personal growth but also reinforces the college's role as the island's learning living room. This engagement deepens residents' connection to lifelong learning.

Next Generation Heat Pumps Collaboration. The College of Engineering partnered with LG Electronics to create the Consortium for Advanced Heat Pump Research which brings together local industry, researchers, students, and government agencies to develop next-generation heat pumps, that operate efficiently and with high performance, to offer heating and cooling solutions in cold climates such as Alaska.

Marine Industries and Prince William Sound. The Prince William Sound College (PWSC) has multiple programs partnering with maritime industries, such as the Marine Services Technician Occupational Endorsement Certification (OEC) with Yamaha Outboard Motors. The PWSC's Yamaha train-the-trainer events have spread marine motor maintenance training know-how to school districts and community campuses all over Alaska. The Marine Natural Resources Technician OEC (occupational endorsement certificate) partners with organizations like the Valdez Fisheries Development Association, the Alaska Blue Economy Center, and the Alaska Mariculture Alliance. Students and program faculty collaborate with experts in marine industries from transportation to mariculture to tourism to fishing.

Business and Public Policy Showcase. The UAA College of Business and Public Policy (CBPP) hosted its annual Showcase in Rasmuson Hall on October 4, 2024. The vibrant event highlighted the CBPP's leadership in the field of artificial intelligence (AI), with the theme "Innovate Together: Unleashing Potential with Artificial Intelligence." Featured speakers from within and outside Alaska gave participants specific examples of how AI has impacted their businesses. Over 450 community members attended the event. The CBPP Showcase is becoming known, across campus and in the larger community, as an engaging evening where guests can learn something new about the CBPP or the theme of the evening.

Sports, Concerts, Festivals, and Ceremonies. The Alaska Airlines Center saw over 250,000 visits across UAA athletic events (52); other UAA events (29); major concerts (six); and community activities/partner events (59), such as Anchorage School District graduations, State sporting tournaments through the Alaska School Activities Association, and the Native Youth Olympics. The Wendy Williamson Auditorium hosted tens of thousands of community guests last year. Signature events included several pageants, a summer youth theater academy, the Anchorage Folk Festival, and the Banff Mountain Film Festival. The Wendy Williamson Auditorium also hosted three Citizenship Naturalization ceremonies, welcoming more than a thousand new citizens to the community. These events are often the first time an Alaskan student or their parents visit the UAA and are key first steps in future enrollment.

TVEP Funding Contributes to Rich Community Experiences. Mat-Su College's annual Halloween Trick or Treat event was a resounding success, further solidified by the Technical Vocational Education Project (TVEP) funded robotics project, where students created animatronics for the occasion. This project not only provided a fun experience, for children and families, but also showcased the creativity and technical skills of UAA students. Additionally, the Mat-Su College held a Veterans Day service to honor those who have served, a Health Fair promoting wellness in the community, and a solar eclipse viewing event, which allowed participants to engage with science and use and learn about telescopes in an exciting and educational way.

UAA Maintains Affordable Education

Focused programming combined with convenient, affordable options are key to serving the UAA's diverse students, who range from dual-enrolled high school students, to recent high school graduates, to military service members and dependents, to working adults and returning students and professionals. The UAA is taking steps across the institution to improve the affordability for students.

Textbook and Course Material Affordability. The UAA faculty continued their work to reduce the cost of course materials to make learning more affordable. In fall 2024, 1,086 course sections, or 48 percent of all course sections active in the bookstore, were at zero cost, using either open educational resources or not requiring a textbook. An additional 170 sections were low-textbook cost courses, or courses with less than \$40.00 total of course materials. Together the zero cost and low-textbook cost sections made up 55 percent of the total course sections.

Course Fee Deletions and Reductions. The UAA is in the middle of a comprehensive review of all course fees, which fund individual course expenses that go beyond the standard cost of delivering a course. An example of a course fee would be a lab fee that pays for the chemicals and laboratory equipment for a chemistry class. Through this comprehensive review, in calendar year 2024 the UAA eliminated 163 course fees and reduced an additional 90. This equates to the complete elimination of \$15,528.50 in potential course fees and an additional reduction in ongoing fees of \$3,452, all of which would be multiplied by the actual enrollment in the courses. In addition, the once-per semester college-wide fees for the College of Business and Public Policy and the College of Engineering were deleted, removing potential fees from another 502 courses. All of this builds on the work in calendar year 2023, which realized similar savings for students.

Student Savings Through Greater Recognition of Prior Work. The tool, Seawolf Transfer Trail, allows prospective students with prior course credits and other learning to see how this work would transfer in and apply to any degree or certificate at the UAA. With the UAA's highly mobile populations, including active military students, the ability to provide upfront information about how the institution will recognize prior learning through transfer or nontraditional credit and how that credit will count toward different degrees can be a significant recruitment tool, and prevent students from taking redundant credits, saving them time and money. Since the Seawolf Transfer Trail went live in August 2020, 3,674 distinct users entered 29,044 transfer courses. Of those distinct users, 1,818 created an account to save their work and be able to return to the system for future reference. 253 of those account creators applied for admission to the UAA. Of the 237 admits, 178 registered for 3,603 credits (multiple semesters).

Key RDU Challenges

A. ENROLLMENT (Recruitment, Retention, Graduation)

The UAA continues to see enrollment increases, with diminishing percentage increases at the campus and strong

percentage increases at the community campuses. The UA Board of Regents has set a goal for the UAA to recruit 3,000 new students in the next three years. In order to achieve this goal and put the UAA on a more sustainable financial path, the UAA requires greater resources for strategic marketing and outreach efforts leading to greater enrollment.

According to the UA Board of Regents' independent expert, the UAA's level of market advertising (\$250,000 annually) is substantially lower than other comparable universities.

B. REBUILDING THE FINANCIAL FOUNDATION OF UAA ATHLETICS

During the decade of declining enrollment at the UAA (until 2022), which became more pronounced between 2018-2021, virtually all the UAA Athletics' general funds' allocation was eliminated at the university level.

The UAA Athletics is an approximately \$9 million enterprise. A little over \$4 million of that is sustained annually by philanthropy, sponsorships, advertising, and ticket sales. The UAA has reallocated almost \$5 million annually from other sources for several years to cover the remaining costs of athletics, but that level of reallocation is not sustainable long-term.

Significant Changes in Results to be Delivered in FY2026

- A. Increased Retention Rates: As reported to the UA Board of Regents, the UAA's first-year student retention rate has increased to its highest point in almost a decade. Increasing retention rates produces increasing graduation rates two years later and beyond.

Over the past five years the UAA has improved its retention rate by three percentage points. This is significant, as even a small gain in retention makes a difference, for students and the institution. The UAA expects that with continued work and investment in academic advising, among other areas, it will create an even better environment for student success.

- B. Increasing Number of Applications and Higher Enrollment: With additional investment in motivatic marketing and outreach, the UAA expects to see applications for enrollment increase by 16 percent. With a current yield rate of 2,283 applicants and increased efforts to bring back stop-out students, an estimated total increase of 480 new students registering for classes in fall 2026 and an additional 515 new students registering for fall 2027, for an estimated increased total of 2,763 applicants.

STRATEGIC ENROLLMENT MANAGEMENT

The UAA's funding decisions related to growing enrollment are data driven and implemented through the framework of the UAA's Strategic Enrollment Management (SEM) plan. In executing the plan, the UAA has been updating admissions, advising, and enrollment processes affording many additional opportunities for online and distance-delivered programs at the UAA's community campuses and across Alaska.

The SEM plan aims to improve both the enrollment of new students through recruitment, admissions, and enrollment processes, and the retention of existing students to ensure they are able to meet their educational and career goals. It will help the UAA achieve specific enrollment targets in such areas as on-campus versus online enrollment, enrollment of underrepresented students including Alaska Native students, and full-time versus part-time enrollment across all colleges and campuses.

Incorporating and expanding existing efforts around student success and retention, enhancement of online educational opportunities, and dual enrollment programming, this comprehensive effort brings together academic planning, marketing and recruitment, student onboarding, student services, and academic mentoring and support to achieve lasting results.

RESEARCH, CREATIVE ACTIVITY, AND PUBLIC SERVICE

The UAA's research is solutions-oriented and primarily centered around improving the lives and opportunities of Alaskans and other people living in northern, cold climate regions. The UAA faculty conduct research in such areas

as protecting critical infrastructure from corrosion, wildland fire mitigation and management, new technologies for cold climate construction, State and federal energy policy in the Arctic, economic policy, and national security policy and leadership in the Arctic. The UAA is guided by the university's plan for Research, Creative Activity, and Public Service which seeks to elevate the impact of this important aspect of the UAA's mission. Through a combination of strategies including improved communications and coordination, increased incentives, and expanded partnerships, the UAA will continue to expand the impact of research, creative activity, and public service activities of its students, faculty, and staff in service to Alaska and the world.

Contact Information
<p>Contact: Michelle Rizk, Vice President, University Relations Phone: (907) 450-8187 E-mail: marizk@alaska.edu</p>

**University of Alaska Anchorage
RDU Financial Summary by Component**

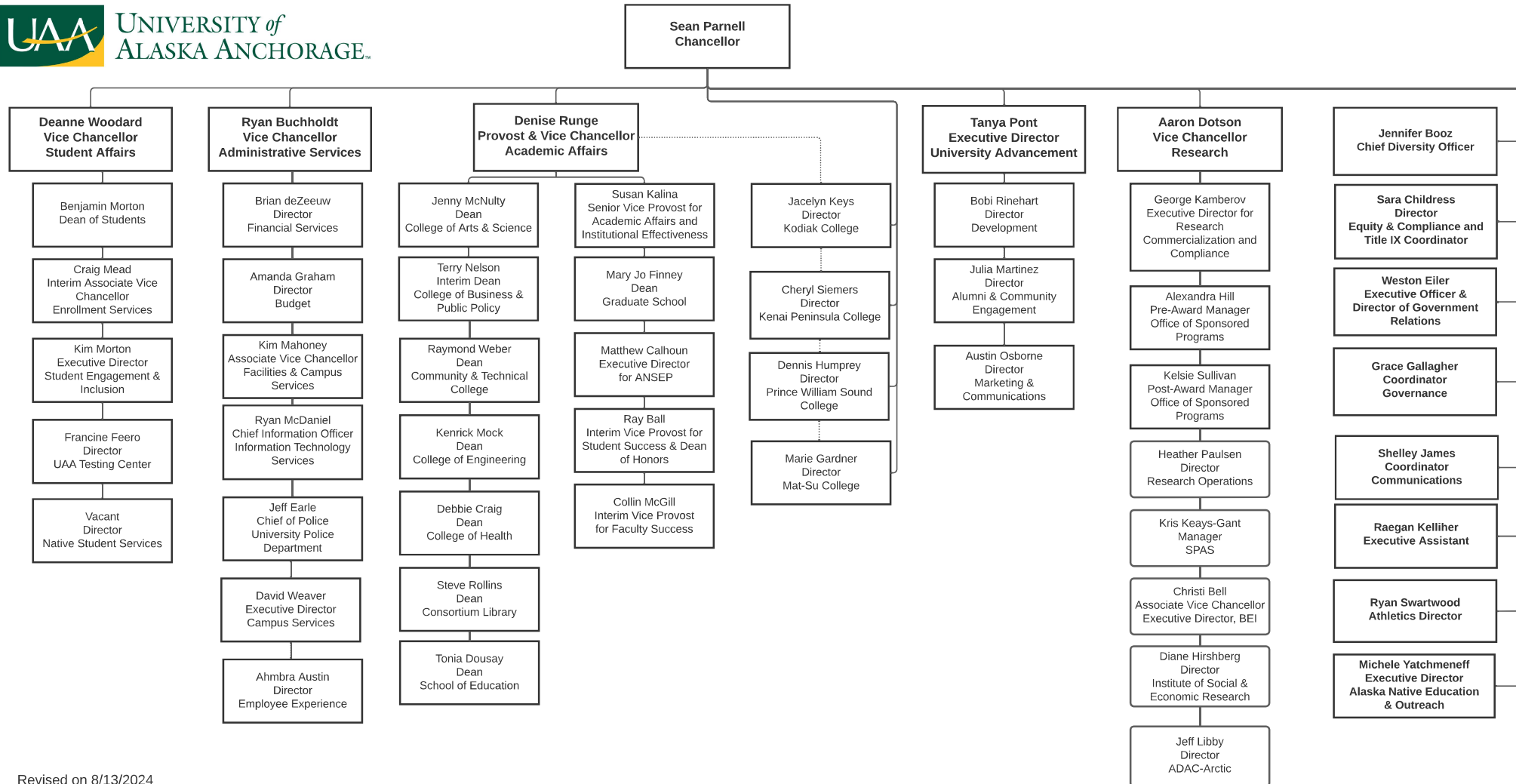
All dollars shown in thousands

	FY2024 Actuals				FY2025 Management Plan				FY2026 Governor			
	UGF+DGF Funds	Other Funds	Federal Funds	Total Funds	UGF+DGF Funds	Other Funds	Federal Funds	Total Funds	UGF+DGF Funds	Other Funds	Federal Funds	Total Funds
Formula Expenditures None.												
Non-Formula Expenditures												
Anchorage Campus	206,509.3	31,577.0	29,797.3	267,883.6	216,006.8	17,222.2	30,494.6	263,723.6	216,310.8	34,289.7	33,361.2	283,961.7
Small Business Dev Center	1,169.0	561.2	1,992.9	3,723.1	1,509.6	975.0	1,216.8	3,701.4	1,509.6	975.0	1,216.8	3,701.4
Kenai Peninsula College	12,444.2	406.0	3.6	12,853.8	16,116.2	557.5	1,000.8	17,674.5	15,985.2	557.5	1,002.2	17,544.9
Kodiak College	4,204.6	282.2	0.0	4,486.8	5,725.1	331.8	367.7	6,424.6	5,282.2	331.8	367.7	5,981.7
Matanuska-Susitna College	8,998.5	0.0	0.0	8,998.5	13,860.5	172.3	245.0	14,277.8	14,011.5	172.3	245.0	14,428.8
Prince Wm Sound College	5,080.2	385.5	249.3	5,715.0	5,669.2	188.6	800.0	6,657.8	5,783.7	188.6	807.1	6,779.4
Totals	238,405.8	33,211.9	32,043.1	303,660.8	258,887.4	19,447.4	34,124.9	312,459.7	258,883.0	36,514.9	37,000.0	332,397.9

University of Alaska Anchorage
Summary of RDU Budget Changes by Component
From FY2025 Management Plan to FY2026 Governor

All dollars shown in thousands

	<u>Unrestricted Gen (UGF)</u>	<u>Designated Gen (DGF)</u>	<u>Other Funds</u>	<u>Federal Funds</u>	<u>Total Funds</u>
FY2025 Management Plan	124,407.1	134,480.3	19,447.4	34,124.9	312,459.7
One-time items:					
-Anchorage Campus	-1,250.3	0.0	-2,112.5	0.0	-3,362.8
Adjustments which continue current level of service:					
-Anchorage Campus	6,090.5	-13,776.9	17,570.0	66.6	9,950.2
-Kenai Peninsula College	303.6	213.8	0.0	1.4	518.8
-Kodiak College	91.2	41.1	0.0	0.0	132.3
-Matanuska-Susitna College	236.3	94.8	0.0	0.0	331.1
-Prince Wm Sound College	140.4	51.5	0.0	7.1	199.0
Proposed budget increases:					
-Anchorage Campus	1,089.6	9,655.3	1,610.0	2,800.0	15,154.9
Proposed budget decreases:					
-Anchorage Campus	0.0	-1,504.2	0.0	0.0	-1,504.2
-Kenai Peninsula College	0.0	-648.4	0.0	0.0	-648.4
-Kodiak College	0.0	-575.2	0.0	0.0	-575.2
-Matanuska-Susitna College	0.0	-180.1	0.0	0.0	-180.1
-Prince Wm Sound College	0.0	-77.4	0.0	0.0	-77.4
FY2026 Governor	131,108.4	127,774.6	36,514.9	37,000.0	332,397.9



Revised on 8/13/2024

State of Alaska FY2026 Governor's Operating Budget

University of Alaska Anchorage Campus Component Budget Summary

Component: Anchorage Campus

Contribution to Department's Mission

The Anchorage campus is comprised of six academic colleges and schools, offering everything from entry-level technical and professional certificates through associates, bachelor's, and doctoral degrees; and including streamlined pathways from UAA's four community campuses. Through UAA's comprehensive curriculum, students learn practical job skills and develop a strong educational foundation that prepares them for graduate or professional schools and the workplace.

The UAA/APU Consortium Library, located on the Anchorage campus, serves the students, faculty, and staff of UAA and Alaska Pacific University (APU) campuses and the State of Alaska, housing special collections. The Anchorage Middle College School, also on the Anchorage campus, serves junior and senior high school students from the Anchorage School District who are earning college credit while completing the requirements for a high school diploma.

Core Services

- The Anchorage campus transforms lives by providing early access to higher education through programs such as the Alaska Middle College School, Early Childhood Dual Enrollment Courses, Certified Nurse Aide courses, and the ANSEP Acceleration Academy.
- The Anchorage campus transforms lives, communities, and the State, building Alaska's workforce through programs in the high demand industries of Administration and Finance; Aviation; Construction; Fisheries and Marine Science; Health; Hospitality and Tourism; Information Technology; Mining; Oil and Gas; and Teacher Education.
- The Anchorage campus provides well-rounded associate and bachelor's education through a strong foundation in the liberal arts and sciences, and an institutional focus on the core competencies: Effective Communication; Creative and Critical Thinking; Intercultural Fluency; and Personal, Professional, and Community Responsibility.
- The Anchorage campus transforms lives through graduate programming that meets the workforce and professional needs of the region and the State.
- The Anchorage campus transforms its communities through continuing education and professional development: The Office of Professional and Continuing Education (PACE), the Business Enterprise Institute, and the College of Health provide continuing education opportunities for working professionals to expand and update their skills and knowledge.
- The Anchorage campus is committed to creating a welcoming and inclusive environment that supports all aspects of the student experience and the university's work.
- The Anchorage campus engages with and transforms its communities and the State through mutually beneficial partnerships with government, non-profit organizations, and private industry in Anchorage and across Alaska. These partnerships expand on-the-job training and experiential learning opportunities for UAA students.
- The Anchorage campus is home to a number of centers and institutes devoted to special concerns and opportunities associated with northern populations and include: the Institute of Social and Economic Research, the UAA Justice Center, the Institute for Circumpolar Health Studies, the Alaska Center for Conservation Science, the Environment and Natural Resources Institute, and the Alaska Center for Rural Health.
- The UAA transforms its communities and the State through applied research, supported through the Office of Research, and largely related to addressing Alaska-specific or northern issues.

Major Component Accomplishments in 2024

See University of Alaska Anchorage Results Delivery Unit.

Key Component Challenges

See University of Alaska Anchorage Results Delivery Unit.

Significant Changes in Results to be Delivered in FY2026

See University of Alaska Anchorage Results Delivery Unit.

Statutory and Regulatory Authority

No statutes and regulations.

Contact Information
<p>Contact: Michelle Rizk, Vice President, University Relations Phone: (907) 450-8187 E-mail: marizk@alaska.edu</p>

Anchorage Campus Personal Services Information					
Authorized Positions			Personal Services Costs		
	<u>FY2025</u> <u>Management</u> <u>Plan</u>	<u>FY2026</u> <u>Governor</u>			
Full-time	1183	1190	Annual Salaries		0
Part-time	80	80	Premium Pay		0
Nonpermanent	0	0	Annual Benefits		0
			<i>Less % Vacancy Factor</i>		()
			Lump Sum Premium Pay		0
Totals	1263	1270	Total Personal Services		

Position Classification Summary					
Job Class Title	Anchorage	Fairbanks	Juneau	Others	Total
No personal services.					
Totals	0	0	0	0	0

Component Detail All Funds
University of Alaska

Component: Anchorage Campus (753)

Non-Formula Component

RDU: University of Alaska Anchorage (235)

	FY2024 Actuals	FY2025 Enrolled	FY2025 Authorized	FY2025 Management Plan	FY2026 Governor Adjusted Base	FY2026 Governor	FY2025 Management Plan vs FY2026 Governor	
1000 Personal Services	166,986.9	143,854.7	143,854.7	170,830.0	178,710.2	179,444.6	8,614.6	5.0%
2000 Travel	4,810.3	4,332.3	4,332.3	3,560.2	3,560.2	3,611.8	51.6	1.4%
3000 Services	61,351.8	65,821.1	66,871.5	53,688.3	54,453.0	66,926.4	13,238.1	24.7%
4000 Commodities	13,223.1	8,920.0	8,920.0	9,179.3	9,179.3	9,271.2	91.9	1.0%
5000 Capital Outlay	5,571.6	8,199.4	8,199.4	2,716.5	2,716.5	2,824.3	107.8	4.0%
7000 Grants, Benefits	12,633.6	14,619.5	14,619.5	19,579.2	19,579.2	19,925.8	346.6	1.8%
8000 Miscellaneous	3,306.3	5,556.3	5,556.3	4,170.1	1,957.6	1,957.6	-2,212.5	-53.1%
Totals	267,883.6	251,303.3	252,353.7	263,723.6	270,156.0	283,961.7	20,238.1	7.7%
Fund Sources:								
1002 Fed Rcpts (Fed)	29,784.6	29,895.2	29,895.2	30,494.6	30,561.2	33,361.2	2,866.6	9.4%
1003 GF/Match (UGF)	19.8	19.8	19.8	19.8	19.8	19.8	0.0	0.0%
1004 Gen Fund (UGF)	100,869.9	96,700.1	97,750.5	104,327.3	109,167.5	110,257.1	5,929.8	5.7%
1007 I/A Rcpts (Other)	13,866.4	5,824.9	5,824.9	5,824.9	5,824.9	5,824.9	0.0	0.0%
1037 GF/MH (UGF)	715.3	955.8	955.8	955.8	955.8	955.8	0.0	0.0%
1048 Univ Rcpt (DGF)	103,236.8	106,510.2	106,510.2	109,199.7	111,122.8	105,078.1	-4,121.6	-3.8%
1061 CIP Rcpts (Other)	986.0	400.0	400.0	400.0	400.0	400.0	0.0	0.0%
1092 MHTAAR (Other)	1,858.4	2,112.5	2,112.5	2,112.5	1,715.0	1,870.0	-242.5	-11.5%
1108 Stat Desig (Other)	0.0	0.0	0.0	0.0	0.0	17,310.0	17,310.0	100.0%
1151 VoTech Ed (DGF)	1,667.5	0.0	0.0	1,504.2	1,504.2	0.0	-1,504.2	-100.0%
1174 UA I/A (Other)	14,866.2	8,884.8	8,884.8	8,884.8	8,884.8	8,884.8	0.0	0.0%
1265 COVID Fed (Fed)	12.7	0.0	0.0	0.0	0.0	0.0	0.0	0.0%
Unrestricted General (UGF)	101,605.0	97,675.7	98,726.1	105,302.9	110,143.1	111,232.7	5,929.8	5.6%
Designated General (DGF)	104,904.3	106,510.2	106,510.2	110,703.9	112,627.0	105,078.1	-5,625.8	-5.1%
Other Funds	31,577.0	17,222.2	17,222.2	17,222.2	16,824.7	34,289.7	17,067.5	99.1%
Federal Funds	29,797.3	29,895.2	29,895.2	30,494.6	30,561.2	33,361.2	2,866.6	9.4%
Positions:								
Permanent Full Time	1,170	1,173	1,173	1,183	1,183	1,190	7	0.6%
Permanent Part Time	19	19	19	80	80	80	0	0.0%
Non Permanent	0	0	0	0	0	0	0	0.0%

Change Record Detail - Multiple Scenarios with Descriptions
University of Alaska

Component: Anchorage Campus (753)
RDU: University of Alaska Anchorage (235)

Scenario/Change Record Title	Trans Type	Totals	Personal Services	Travel	Services	Commodities	Capital Outlay	Grants, Benefits	Miscellaneous	Positions		NP
										PFT	PPT	
***** Changes From FY2025 Enrolled To FY2025 Authorized *****												
FY2025 Enrolled												
	Enrolled	251,303.3	143,854.7	4,332.3	65,821.1	8,920.0	8,199.4	14,619.5	5,556.3	1,173	19	0
1002 Fed Rcpts		29,895.2										
1003 GF/Match		19.8										
1004 Gen Fund		96,700.1										
1007 I/A Rcpts		5,824.9										
1037 GF/MH		955.8										
1048 Univ Rcpt		106,510.2										
1061 CIP Rcpts		400.0										
1092 MHTAAR		2,112.5										
1174 UA I/A		8,884.8										
Extend Critical Minerals & Rare Earth Elements Research & Development Sec74 Ch11 SLA2022 P185 L18 (HB281) (FY23-FY26)												
	CarryFwd	719.0	0.0	0.0	719.0	0.0	0.0	0.0	0.0	0	0	0
1004 Gen Fund		719.0										

Sec22 Ch7 SLA2024 P96 L7 (HB268) (FY23-FY26)

Section 74, ch. 11, SLA 2022, is amended to read: Sec. 74. UNIVERSITY OF ALASKA. The sum of \$29,800,000 is appropriated from the general fund to the University of Alaska for responding to the negative economic impacts of COVID-19 for the fiscal years ending June 30, 2023, [AND] June 30, 2024, June 30, 2025, and June 30, 2026, for the following purposes and in the following amounts:

Critical minerals and rare earth elements research and development: \$7,800,000

Original Appropriation Sec74 Ch7 SLA2022 P185 L18 (HB281) (FY23-FY24): \$7,800.0

FY2023 Allocated to Anchorage Campus: \$1,500.0

FY2023 Expenditures: \$343.5

FY2024 Expenditures: \$437.5

FY2025 Carryforward: \$719.0

This transaction allows the University of Alaska to continue to expend funds through FY2026.

Extend Mariculture Research and Development Sec74 Ch11 SLA2022 P185 L22 (HB281) (FY23-FY26)

CarryFwd		235.2	0.0	0.0	235.2	0.0	0.0	0.0	0.0	0	0	0
1004 Gen Fund		235.2										

Sec22 Ch7 SLA2024 P96 L11 (HB268) (FY23-FY26)

Section 74, ch. 11, SLA 2022, is amended to read: Sec. 74. UNIVERSITY OF ALASKA. The sum of \$29,800,000 is appropriated from the general fund to the University of Alaska for responding to the negative economic impacts of COVID-19 for the fiscal years ending June 30, 2023, [AND] June 30, 2024, June 30, 2025, and June 30, 2026, for the following purposes and in the following amounts:

Change Record Detail - Multiple Scenarios with Descriptions
University of Alaska

Component: Anchorage Campus (753)
RDU: University of Alaska Anchorage (235)

Scenario/Change Record Title	Trans Type	Totals	Personal Services	Travel	Services	Commodities	Capital Outlay	Grants, Benefits	Miscellaneous	Positions		NP
										PFT	PPT	
Mariculture research and development \$7,000,000												
Original Appropriation Sec74 Ch7 SLA2022 P185 L22 (HB281) (FY23-FY24): \$7,000.0												
FY2023 Amount Originally Allocated: \$250.0 - Adjusted Allocated to Anchorage Campus: \$407.5												
FY2023 Expenditures: \$33.9												
FY2024 Adjustment Increase: \$157.5												
FY2024 Expenditures: \$138.4												
FY2025 Carryforward: \$235.2												
This transaction allows the University of Alaska to continue to expend funds through FY2026.												
Extend University of Alaska Drone Program Sec74 Ch11 SLA2022 P185 L17 (HB281) (FY23-FY26)												
	CarryFwd	96.2	0.0	0.0	96.2	0.0	0.0	0.0	0.0	0	0	0
1004 Gen Fund		96.2										
Sec22 Ch7 SLA2024 P96 L6 (HB268) (FY23-FY26)												
Section 74, ch. 11, SLA 2022, is amended to read: Sec. 74. UNIVERSITY OF ALASKA. The sum of \$29,800,000 is appropriated from the general fund to the University of Alaska for responding to the negative economic impacts of COVID-19 for the fiscal years ending June 30, 2023, [AND] June 30, 2024, June 30, 2025, and June 30, 2026, for the following purposes and in the following amounts:												
University of Alaska drone program \$10,000,000												
Original Appropriation Sec74 Ch7 SLA2022 P185 L17 (HB281) (FY23-FY24): \$10,000.0												
FY2023 Allocated to Anchorage Campus: \$300.0												
FY2023 Expenditure: \$94.0												
FY2024 Expenditure: \$109.8												
FY2025 Carryforward: \$96.2												
This transaction allows the University of Alaska to continue to expend funds through FY2026.												
	Subtotal	252,353.7	143,854.7	4,332.3	66,871.5	8,920.0	8,199.4	14,619.5	5,556.3	1,173	19	0
***** Changes From FY2025 Authorized To FY2025 Management Plan *****												
Transfer General Funds for Compensation and Fixed Costs Increases												
	Trin	6,776.8	0.0	0.0	6,776.8	0.0	0.0	0.0	0.0	0	0	0
1004 Gen Fund		6,776.8										
Distribute compensation and fixed cost increases to align with estimated expenditures in FY2025.												
Budget Reductions/Additions – Systemwide: (\$22,427.7)												

Change Record Detail - Multiple Scenarios with Descriptions
University of Alaska

Component: Anchorage Campus (753)
RDU: University of Alaska Anchorage (235)

Scenario/Change Record Title	Trans Type	Totals	Personal Services	Travel	Services	Commodities	Capital Outlay	Grants, Benefits	Miscellaneous	Positions		NP
										PFT	PPT	
Systemwide Services: \$816.9												
Office of Information Technology: \$1,230.8												
Anchorage Campus: \$6,776.8												
Kenai Peninsula College: \$367.9												
Kodiak College: \$127.3												
Matanuska-Susitna College: \$299.6												
Prince William Sound College: \$149.4												
Fairbanks Campus: \$10,248.0												
Bristol Bay Campus: \$46.7												
Chukchi Campus: \$25.7												
College of Rural and Community Development: \$232.2												
Interior Alaska Campus: \$76.2												
Kuskokwim Campus: \$132.4												
Northwest Campus: \$60.9												
University of Alaska Fairbanks Community Technical College: \$316.3												
Juneau Campus: \$1,200.3												
Ketchikan Campus: \$158.6												
Sitka Campus: \$161.7												
Distribute Federal Receipt Authority												
	Trin	599.4	0.0	0.0	599.4	0.0	0.0	0.0	0.0	0	0	0
1002 Fed Rcpts		599.4										
Distribute federal receipt authority to better align estimated expenditures in FY2025.												
Budget Reductions/Additions – Systemwide: (\$3,511.1)												
Anchorage Campus: \$599.4												
Small Business Development Center: \$16.8												
Fairbanks Campus: \$2,894.9												
Distribute University of Alaska Receipt Authority												
	Trin	2,689.5	0.0	0.0	2,689.5	0.0	0.0	0.0	0.0	0	0	0
1048 Univ Rcpt		2,689.5										
Distribute University of Alaska Receipt Authority to better align with estimated expenditures in FY2025.												
Budget Reductions/Additions – Systemwide: (\$7,590.2)												
Systemwide Services: (\$3,277.4)												
Office of Information Technology: \$300.0												
Anchorage Campus: \$2,689.5												
Kenai Peninsula College: \$69.3												
Kodiak College: \$35.0												

Change Record Detail - Multiple Scenarios with Descriptions
University of Alaska

Component: Anchorage Campus (753)

RDU: University of Alaska Anchorage (235)

Scenario/Change Record Title	Trans Type	Totals	Personal Services	Travel	Services	Commodities	Capital Outlay	Grants, Benefits	Miscellaneous	Positions		NP
										PFT	PPT	
Matanuska-Susitna College: \$221.0												
Prince William Sound College: \$21.8												
Fairbanks Campus: \$3,482.5												
Bristol Bay Campus: \$31.0												
Chukchi Campus: \$16.1												
College of Rural and Community Development: \$20.8												
Interior Alaska Campus: \$46.9												
Kuskokwim Campus: \$50.6												
Northwest Campus: \$17.9												
University of Alaska Fairbanks Community Technical College: \$38.2												
Juneau Campus: \$427.0												
Ketchikan Campus: \$42.6												
Sitka Campus: \$49.7												
Education Trust of Alaska: \$3,307.7												
Transfer Technical Vocational Education Program Funds to Align with Distributions												
1151 VoTech Ed	Trin	1,504.2	0.0	0.0	1,504.2	0.0	0.0	0.0	0.0	0	0	0
Transfers between allocations to reallocate Technical Vocational Education Program funding to FY2025 Programs approved by the University of Alaska Workforce Development Committee.												
Budget Reductions/Additions – Systemwide: (\$6,151.0)												
Systemwide Services: \$218.5												
Anchorage Campus: \$1,504.2												
Kenai Peninsula College: \$648.4												
Kodiak College: \$575.2												
Matanuska-Susitna College: \$180.1												
Prince William Sound College: \$77.4												
Fairbanks Campus: \$376.0												
College of Rural and Community Development: \$81.9												
Interior Alaska Campus: \$94.5												
Kuskokwim Campus: \$47.4												
Northwest Campus: \$47.3												
University of Alaska Fairbanks Community Technical College: \$1,193.4												
Juneau Campus: \$334.3												
Ketchikan Campus: \$513.2												
Sitka Campus: \$259.2												
Transfer General Funds from Anchorage Campus for continued Alaska National Guard Tuition Assistance												
1004 Gen Fund	Trout	-200.0	0.0	0.0	-200.0	0.0	0.0	0.0	0.0	0	0	0

Change Record Detail - Multiple Scenarios with Descriptions
University of Alaska

Component: Anchorage Campus (753)
RDU: University of Alaska Anchorage (235)

Scenario/Change Record Title	Trans Type	Totals	Personal Services	Travel	Services	Commodities	Capital Outlay	Grants, Benefits	Miscellaneous	Positions PFT	PPT	NP
Transfer of general funds between allocations to continue providing \$400.0 annually for Alaska National Guard Tuition Assistance.												
Budget Reductions/Additions – Systemwide: \$200.0 Anchorage Campus: (\$200.0)												
Position Adjustments for Anticipated Position Count												
	PosAdj	0.0	0.0	0.0	0.0	0.0	0.0	0.0	0.0	10	61	0
Position adjustments deemed necessary to accurately reflect the FY2025 Management Plan.												
Align Authority with Anticipated Expenditures												
	LIT	0.0	26,975.3	-772.1	-24,553.1	259.3	-5,482.9	4,959.7	-1,386.2	0	0	0
Transfers between expenditure categories that the University of Alaska management and the Board of Regents have deemed necessary to accurately reflect expenditure levels for FY2025.												
	Subtotal	263,723.6	170,830.0	3,560.2	53,688.3	9,179.3	2,716.5	19,579.2	4,170.1	1,183	80	0
***** Changes From FY2025 Management Plan To FY2026 Governor Adjusted Base *****												
Extend Critical Minerals & Rare Earth Elements Research & Development Sec74 Ch11 SLA2022 P185 L18 (HB281) (FY23-FY26)												
	CarryFwd	0.0	0.0	0.0	0.0	0.0	0.0	0.0	0.0	0	0	0
Zero-dollar transaction for carryforward tracking.												
Sec22 Ch7 SLA2024 P96 L7 (HB268) (FY23-FY26)												
Section 74, ch. 11, SLA 2022, is amended to read: Sec. 74. UNIVERSITY OF ALASKA. The sum of \$29,800,000 is appropriated from the general fund to the University of Alaska for responding to the negative economic impacts of COVID-19 for the fiscal years ending June 30, 2023, [AND] June 30, 2024, June 30, 2025, and June 30, 2026, for the following purposes and in the following amounts:												
Critical minerals and rare earth elements research and development: \$7,800,000												
Original Appropriation Sec74 Ch7 SLA2022 P185 L18 (HB281) (FY23-FY24): \$7,800.0 FY2023 Allocated to Anchorage Campus: \$1,500.0 FY2023 Expenditures: \$343.5 FY2024 Expenditures: \$437.5 FY2025 Carryforward: \$719.0												
This transaction allows the University of Alaska to continue to expend funds through FY2026.												
Extend Mariculture Research and Development Sec74 Ch11 SLA2022 P185 L22 (HB281) (FY23-FY26)												

Change Record Detail - Multiple Scenarios with Descriptions
University of Alaska

Component: Anchorage Campus (753)
RDU: University of Alaska Anchorage (235)

Scenario/Change Record Title	Trans Type	Totals	Personal Services	Travel	Services	Commodities	Capital Outlay	Grants, Benefits	Miscellaneous	Positions		NP
										PFT	PPT	
	CarryFwd	0.0	0.0	0.0	0.0	0.0	0.0	0.0	0.0	0	0	0

Zero-dollar transaction for carryforward tracking.

Sec22 Ch7 SLA2024 P96 L11 (HB268) (FY23-FY26)

Section 74, ch. 11, SLA 2022, is amended to read: Sec. 74. UNIVERSITY OF ALASKA. The sum of \$29,800,000 is appropriated from the general fund to the University of Alaska for responding to the negative economic impacts of COVID-19 for the fiscal years ending June 30, 2023, [AND] June 30, 2024, June 30, 2025, and June 30, 2026, for the following purposes and in the following amounts:

Mariculture research and development \$7,000,000

Original Appropriation Sec74 Ch7 SLA2022 P185 L22 (HB281) (FY23-FY24): \$7,000.0
FY2023 Amount Originally Allocated: \$250.0 - Adjusted Allocated to Anchorage Campus: \$407.5
FY2023 Expenditures: \$33.9
FY2024 Adjustment Increase: \$157.5
FY2024 Expenditures: \$138.4
FY2025 Carryforward: \$235.2

This transaction allows the University of Alaska to continue to expend funds through FY2026.

Extend University of Alaska Drone Program Sec74 Ch11 SLA2022 P185 L17 (HB281) (FY23-FY26)

CarryFwd	0.0	0.0	0.0	0.0	0.0	0.0	0.0	0.0	0.0	0	0	0
----------	-----	-----	-----	-----	-----	-----	-----	-----	-----	---	---	---

Zero-dollar transaction for carryforward tracking.

Sec22 Ch7 SLA2024 P96 L6 (HB268) (FY23-FY26)

Section 74, ch. 11, SLA 2022, is amended to read: Sec. 74. UNIVERSITY OF ALASKA. The sum of \$29,800,000 is appropriated from the general fund to the University of Alaska for responding to the negative economic impacts of COVID-19 for the fiscal years ending June 30, 2023, [AND] June 30, 2024, June 30, 2025, and June 30, 2026, for the following purposes and in the following amounts:

University of Alaska drone program \$10,000,000

Original Appropriation Sec74 Ch7 SLA2022 P185 L17 (HB281) (FY23-FY24): \$10,000.0
FY2023 Allocated to Anchorage Campus: \$300.0
FY2023 Expenditure: \$94.0
FY2024 Expenditure: \$109.8
FY2025 Carryforward: \$96.2

This transaction allows the University of Alaska to continue to expend funds through FY2026.

Change Record Detail - Multiple Scenarios with Descriptions
University of Alaska

Component: Anchorage Campus (753)
RDU: University of Alaska Anchorage (235)

Scenario/Change Record Title	Trans Type	Totals	Personal Services	Travel	Services	Commodities	Capital Outlay	Grants, Benefits	Miscellaneous	Positions		NP
										PFT	PPT	
Reverse MH Trust: University of Alaska Anchorage School Psychology Program												
1092 MHTAAR	OTI	-200.0	0.0	0.0	0.0	0.0	0.0	0.0	-200.0	0	0	0
The University of Alaska Anchorage (UAA), in partnership with the Trust, will support planning and program development for a new school psychology program intended to address known workforce shortages and help better support beneficiary students in the school setting. The UAA has prioritized this project due to the increasing recognition for improved mental health supports in schools as Alaska continues to struggle with a child and youth mental health crisis. Year one (planning) funds for this long-term project aims to help address a state identified workforce needs for school psychologists by developing an in-state graduate school psychology training program with the option of distance learning. The funds requested for this partnership grant will support year one program development, including funds for curriculum consultants and to conduct student and school district needs assessment and focus groups with school district personnel and parents of Trust beneficiary children.												
Reverse MH Trust: The Alaska Training Cooperative (FY14-FY25)												
1037 GF/MH	OTI	-200.0	0.0	0.0	0.0	0.0	0.0	0.0	-200.0	0	0	0
The Alaska Training Cooperative (AKTC) will promote career development opportunities for non-degreed professionals, direct service workers, supervisors, and professionals in the behavioral health, home and community-based, and long-term care support services working with Alaska Mental Health Trust Authority beneficiaries. Strategies include technical assistance and training, which is accessible and coordinated and available in rural Alaskan communities by blending evidence-based practices with traditional wisdom. The AKTC will collaborate with other training entities, document, and report training data and when needed, respond to Trust staff and provider requests for additional training related to Medicaid expansion, reform, and redesign, as well as Criminal Justice Reinvestment.												
Reverse MH Trust: The Alaska Training Cooperative (FY14-FY25)												
1092 MHTAAR	OTI	-785.0	0.0	0.0	0.0	0.0	0.0	0.0	-785.0	0	0	0
The Alaska Training Cooperative (AKTC) will promote career development opportunities for non-degreed professionals, direct service workers, supervisors, and professionals in the behavioral health, home and community-based, and long-term care support services working with Alaska Mental Health Trust Authority beneficiaries. Strategies include technical assistance and training, which is accessible and coordinated and available in rural Alaskan communities by blending evidence-based practices with traditional wisdom. The AKTC will collaborate with other training entities, document, and report training data and when needed, respond to Trust staff and provider requests for additional training related to Medicaid expansion, reform, and redesign, as well as Criminal Justice Reinvestment.												
Reverse MH Trust: Supported Employment Workforce (FY18-FY25)												
1092 MHTAAR	OTI	-100.0	0.0	0.0	0.0	0.0	0.0	0.0	-100.0	0	0	0
The Center for Human Development (CHD) at the University of Alaska Anchorage will continue to expand workforce development and educational opportunities related to Trust Beneficiary Employment and Engagement strategies. A highly trained workforce is critical to ensure access to supported employment and related services as beneficiaries seek competitive integrated employment. The CHD will respond to supported employment workforce needs identified in an FY2020 needs assessment.												
One aspect of this response will involve adapting and integrating Individual Placement and Supports (IPS) training into the current supported employment												

Change Record Detail - Multiple Scenarios with Descriptions
University of Alaska

Component: Anchorage Campus (753)

RDU: University of Alaska Anchorage (235)

Scenario/Change Record Title	Trans Type	Totals	Personal Services	Travel	Services	Commodities	Capital Outlay	Grants, Benefits	Miscellaneous	Positions PFT	PPT	NP
curriculum. The CHD will also continue to implement a multi-level approach to benefits counseling to ensure service providers have the capacity and skills to assist Trust beneficiaries and their families to fully understand how earned income will affect their benefits as they work towards self-sufficiency. In addition, the CHD collaborates and supports a statewide infrastructure that includes training, credentials, and certification for Community Rehabilitation Providers (CRP's) to provide quality employment placement and retention services.												
Reverse MH Trust: Specialized Skills & Services Training on Serving Criminal Justice Involved Beneficiaries (FY14-FY25)												
1092 MHTAAR	OTI	-72.5	0.0	0.0	0.0	0.0	0.0	0.0	-72.5	0	0	0
This project coordinates a two-day statewide conference focusing on best-practice community treatment modalities, interventions, and supports for serving offenders in the community with cognitive impairments. The project will be managed by the University of Alaska Anchorage through the Alaska Training Cooperative at the Center for Human Development.												
This project maintains a critical component of the Trust's focus on criminal justice reform by ensuring our state's community behavioral health and developmental disability workforce has the necessary skills and competencies for treating and supporting Trust beneficiary offenders. This strategy increases the safety of the community and direct care providers while minimizing the risk that the offender will be institutionalized within a correctional or psychiatric institution.												
Reverse MH Trust: Microenterprise (FY18-FY25)												
1092 MHTAAR	OTI	-175.0	0.0	0.0	0.0	0.0	0.0	0.0	-175.0	0	0	0
The Trust microenterprise fund has provided beneficiaries with a unique avenue to access startup funding for microenterprises which support individuals with disabilities seeking to start or expand small businesses and increase their own self-sufficiency. Small business development supports broader economic development as well, particularly in rural and remote communities where employment opportunities are limited. The fund was designed to provide an option for beneficiaries that might not be eligible for startup funding assistance through traditional paths including banks, credit unions, and other traditional lending sources. This project provides resources for small business technical assistance and development to provide ongoing support to individuals with a disability establishing small businesses and self-employment. The University of Alaska Anchorage, Center for Human Development will continue to administer these funds in close collaboration with the Trust, State, and community partners.												
Microenterprise is a component of services developed under the Trust's Beneficiary Employment and Engagement focus area that provides alternative and innovative resources, and greater options for beneficiary self-sufficiency and economic independence.												
Reverse MH Trust: Interpersonal Violence Prevention for Beneficiaries (FY14-FY25)												
1092 MHTAAR	OTI	-80.0	0.0	0.0	0.0	0.0	0.0	0.0	-80.0	0	0	0
This project builds community behavioral health provider skills and capacity to assume additional risk and time serving and educating offenders with cognitive impairments by using a train-the-trainer model to deliver a social skills curriculum to Trust beneficiaries. It focuses on building capacity within the provider community to prevent interpersonal violence in the lives of adults with cognitive disabilities. Preventing interpersonal violence provides public protection and keeps Alaskans safe. On-going clinical technical assistance and support is provided to the trained facilitators on a bi-monthly basis to address issues on delivering the training to beneficiaries and on community capacity building to support beneficiaries to apply what they learn in their everyday lives.												

Change Record Detail - Multiple Scenarios with Descriptions
University of Alaska

Component: Anchorage Campus (753)
RDU: University of Alaska Anchorage (235)

Scenario/Change Record Title	Trans Type	Totals	Personal Services	Travel	Services	Commodities	Capital Outlay	Grants, Benefits	Miscellaneous	Positions		NP
										PFT	PPT	
Reverse MH Trust: Brain Injury Council of Alaska Staff (FY22-FY25)												
1092 MHTAAR	OTI	-105.0	0.0	0.0	0.0	0.0	0.0	0.0	-105.0	0	0	0
This project supports staff to lead and maintain the Alaska Traumatic and Acquired Brain Injury (TABI) Advisory Council in coordination with the Trust, other State agencies, partners, beneficiaries, and other stakeholders. Work performed by staff includes gathering data for reporting, coordination of advocacy and planning, and preparing ongoing grant progress reports. Staff will identify ways to maximize other State and federal funding opportunities for Mental Health Trust Authority Authorized Receipts (MHTAAR) projects and to recommend effective use of available dollars. In addition, staff act as liaison with the other beneficiary boards, including participating in the development of State plans, working on collaborative projects, and other duties. Outcomes and reporting requirements are negotiated with the Trust annually.												
Reverse MH Trust: Beneficiary Employment Technical Assistance and Planning (FY24-FY25)												
1092 MHTAAR	OTI	-120.0	0.0	0.0	0.0	0.0	0.0	0.0	-120.0	0	0	0
The University of Alaska Anchorage, Center for Human Development (CHD) will provide technical assistance and planning support to the Trust and public-private partners towards implementation of key Beneficiary Employment and Engagement (BEE) strategies. BEE strategies promote increased self-sufficiency for Trust beneficiaries through competitive integrated employment. In addition to individual beneficiary outcomes, increased workforce participation supports economic development and reduces reliance on publicly funded programs. The CHD will offer the Trust a cross-beneficiary population approach to employment related technical assistance and systems planning. The CHD will provide coordination, technical assistance, and information dissemination to promote increased employment for mental health trust beneficiaries. Funds will support personnel costs for training and development coordination, sub contractual hosting of the “Disability Benefits 101” website, and development of an Alaska Accessible Employment Website to house beneficiary employment related resources.												
Reverse MH Trust: Alaska Justice Information Center (FY23-FY25)												
1092 MHTAAR	OTI	-225.0	0.0	0.0	0.0	0.0	0.0	0.0	-225.0	0	0	0
Support the continued operations of the Alaska Justice Information Center (AJiC), which collects data from key criminal justice agencies to create an integrated data platform that supports criminal justice research in Alaska. For example, the AJiC will provide: 1) reports on the state of the criminal justice system in Alaska, 2) answers to data questions from agencies and legislators, and 3) reports on the status of Trust beneficiaries within the criminal justice system. The AJiC will have the capacity to develop an Alaska-based inventory of best practices for public protection and keeping Alaskans safe, as well as fostering economic development and self-sufficiency.												
Reverse MH Trust: Alaska Center for Rural Health and Workforce (FY24-FY25)												
1092 MHTAAR	OTI	-150.0	0.0	0.0	0.0	0.0	0.0	0.0	-150.0	0	0	0
The Alaska Center for Rural Health and Workforce (ACRHW) is a center located within the College of Health at the University of Alaska Anchorage and is focused on supporting new and existing healthcare workforce related initiatives. The ACRHW will implement a Crisis Now Support Program that will focus on organizational health and wellness within Trust funded agencies that are implementing new crisis stabilization services. The idea is to support the existing workforce by meeting their wellness needs and keeping them employed. Turnover during the last two years of the pandemic has been high, so it is imperative to keep the existing workforce healthy and well.												

Change Record Detail - Multiple Scenarios with Descriptions
University of Alaska

Component: Anchorage Campus (753)

RDU: University of Alaska Anchorage (235)

Scenario/Change Record Title	Trans Type	Totals	Personal Services	Travel	Services	Commodities	Capital Outlay	Grants, Benefits	Miscellaneous	Positions		NP
										PFT	PPT	
Reverse MH Trust: Alaska Area Health Education Centers (FY24-FY25)												
1092 MHTAAR	OTI	-100.0	0.0	0.0	-100.0	0.0	0.0	0.0	0.0	0	0	0
The Alaska Area Health Education Centers (AHEC) will implement multiple community-based behavioral health day camps that concentrate on behavioral health careers exploration. Locations will include Northwest, Southeast, Yukon-Kuskokwim, and others. There will be additional camps around the state depending on availability of staff and need.												
With current Medicaid expansion, reform, and redesign, as well as criminal justice reinvestment efforts, it is critical that Alaska engage and recruit youth into behavioral health occupations. The day camps will engage and educate students on key topics in behavioral health including abuse, neglect, addiction, grief, stress, and mental health while discovering career paths within the field. Students will explore careers including social work, counseling, behavioral health aides, psychologists, psychiatrists, and other positions within the field of behavioral health and social services. The camp will also include student mental health first aid training for students; opportunity to earn dual credit; presentations from local elders, clinicians, substance abuse counselors, and behavioral health aides; tours of local providers and featured discussion panels.												
The AHEC was able to secure a Department of Education and Early Development, Carl Perkins Postsecondary Career and Technical Education Implementation grant. This three-year grant will allow the AHEC to operate residential camps in rural communities.												
Reverse Extend University of Alaska Drone Program Sec74 Ch11 SLA2022 P185 L17 (HB281) (FY23-FY26)												
1004 Gen Fund	OTI	-96.1	0.0	0.0	-96.1	0.0	0.0	0.0	0.0	0	0	0
Sec22 Ch7 SLA2024 P96 L6 (HB268) (FY23-FY26)												
Section 74, ch. 11, SLA 2022, is amended to read: Sec. 74. UNIVERSITY OF ALASKA. The sum of \$29,800,000 is appropriated from the general fund to the University of Alaska for responding to the negative economic impacts of COVID-19 for the fiscal years ending June 30, 2023, [AND] June 30, 2024, June 30, 2025, and June 30, 2026, for the following purposes and in the following amounts:												
University of Alaska drone program \$10,000,000												
Original Appropriation Sec74 Ch7 SLA2022 P185 L17 (HB281) (FY23-FY24): \$10,000.0												
FY2023 Allocated to Anchorage Campus: \$300.0												
FY2023 Expenditure: \$94.0												
FY2024 Expenditure: \$109.9												
FY2025 Carryforward: \$96.1												
This transaction allows the University of Alaska to continue to expend funds through FY2026.												
Reverse Extend Mariculture Research and Development Sec74 Ch11 SLA2022 P185 L22 (HB281) (FY23-FY26)												
1004 Gen Fund	OTI	-235.2	0.0	0.0	-235.2	0.0	0.0	0.0	0.0	0	0	0

Change Record Detail - Multiple Scenarios with Descriptions
University of Alaska

Component: Anchorage Campus (753)
RDU: University of Alaska Anchorage (235)

Scenario/Change Record Title	Trans Type	Totals	Personal Services	Travel	Services	Commodities	Capital Outlay	Grants, Benefits	Miscellaneous	Positions		NP
										PFT	PPT	
Sec22 Ch7 SLA2024 P96 L11 (HB268) (FY23-FY26)												
Section 74, ch. 11, SLA 2022, is amended to read: Sec. 74. UNIVERSITY OF ALASKA. The sum of \$29,800,000 is appropriated from the general fund to the University of Alaska for responding to the negative economic impacts of COVID-19 for the fiscal years ending June 30, 2023, [AND] June 30, 2024, June 30, 2025, and June 30, 2026, for the following purposes and in the following amounts:												
Mariculture research and development \$7,000,000												
Original Appropriation Sec74 Ch7 SLA2022 P185 L22 (HB281) (FY23-FY24): \$7,000.0												
FY2023 Amount Originally Allocated: \$250.0 - Adjusted Allocated to Anchorage Campus: \$407.5												
FY2023 Expenditures: \$33.9												
FY2024 Adjustment Increase: \$157.5												
FY2024 Expenditures: \$138.4												
FY2025 Carryforward: \$235.2												
This transaction allows the University of Alaska to continue to expend funds through FY2026.												
Reverse Extend Critical Minerals & Rare Earth Elements Research & Dev. Sec74 Ch11 SLA2022 P185 L18 (HB281) (FY23-FY26)												
	OTI	-719.0	0.0	0.0	-719.0	0.0	0.0	0.0	0.0	0	0	0
1004 Gen Fund		-719.0										
Sec22 Ch7 SLA2024 P96 L7 (HB268) (FY23-FY26)												
Section 74, ch. 11, SLA 2022, is amended to read: Sec. 74. UNIVERSITY OF ALASKA. The sum of \$29,800,000 is appropriated from the general fund to the University of Alaska for responding to the negative economic impacts of COVID-19 for the fiscal years ending June 30, 2023, [AND] June 30, 2024, June 30, 2025, and June 30, 2026, for the following purposes and in the following amounts:												
Critical minerals and rare earth elements research and development: \$7,800,000												
Original Appropriation Sec74 Ch7 SLA2022 P185 L18 (HB281) (FY23-FY24): \$7,800.0												
FY2023 Allocated to Anchorage Campus: \$1,500.0												
FY2023 Expenditures: \$343.5												
FY2024 Expenditures: \$437.5												
FY2025 Carryforward: \$719.0												
This transaction allows the University of Alaska to continue to expend funds through FY2026.												
MH Trust: The Alaska Training Cooperative (FY14-FY27)												
	IncT	685.0	0.0	0.0	685.0	0.0	0.0	0.0	0.0	0	0	0
1092 MHTAAR		685.0										

Change Record Detail - Multiple Scenarios with Descriptions
University of Alaska

Component: Anchorage Campus (753)

RDU: University of Alaska Anchorage (235)

Scenario/Change Record Title	Trans Type	Totals	Personal Services	Travel	Services	Commodities	Capital Outlay	Grants, Benefits	Miscellaneous	Positions		NP
										PFT	PPT	
The Alaska Training Cooperative (AKTC) will promote career development opportunities for non-degreed professionals, direct service workers, supervisors, and professionals in the behavioral health, home and community-based, and long-term care support services working with Alaska Mental Health Trust Authority beneficiaries. Strategies include technical assistance and training which is accessible and coordinated and available in rural Alaskan communities by blending evidence-based practices with traditional wisdom. The AKTC will collaborate with other training entities, document, and report training data and when needed, respond to Trust staff and provider requests for additional training related to Medicaid expansion, reform, and redesign as well as Criminal Justice Reinvestment.												
MH Trust: Supported Employment Workforce (FY18-FY27)												
1092 MHTAAR	IncT	75.0	0.0	0.0	75.0	0.0	0.0	0.0	0.0	0	0	0
The Center for Human Development (CHD) at the University of Alaska Anchorage will continue to expand workforce development and educational opportunities related to Trust Beneficiary Employment and Engagement strategies. A highly trained workforce is critical to ensure access to supported employment and related services as beneficiaries seek competitive integrated employment. The CHD will respond to supported employment workforce needs identified in an FY2020 needs assessment.												
One aspect of this response will involve adapting and integrating Individual Placement and Supports (IPS) training into the current supported employment curriculum. The CHD will also continue to implement a multi-level approach to benefits counseling to ensure service providers have the capacity and skills to assist Trust beneficiaries and their families to fully understand how earned income will affect their benefits as they work towards self-sufficiency. In addition, the CHD collaborates and supports a statewide infrastructure that includes training, credentials, and certification for Community Rehabilitation Providers (CRP's) to provide quality employment placement and retention services.												
MH Trust: Microenterprise (FY25-FY27)												
1092 MHTAAR	IncT	200.0	0.0	0.0	200.0	0.0	0.0	0.0	0.0	0	0	0
Microenterprise is a component of services developed under the Trust's Beneficiary Employment and Engagement focus area that provides alternative and innovative resources for greater options towards beneficiary self-sufficiency and economic independence. This project supports all Trust beneficiaries with a focus on individuals with disabilities through direct microenterprise grants to receive training and support to own their businesses. Individuals with disabilities are seldom provided with the option to own their own businesses. These microenterprise funds are primarily used for Trust beneficiaries to start their own businesses and receive ongoing business/self-employment coaching with the aim to sustain and grow their businesses. The fund was designed to provide an option for beneficiaries who might not be eligible for startup funding assistance through traditional paths, including banks, credit unions, and other traditional lending sources. Additionally, a portion of the project funds is designated to provide support to past microenterprise beneficiaries for successfully maintaining their businesses, self-employment, and wellness. These additional supports include mental health or substance use counseling, rehabilitation services, unforeseen business expenses critical to sustaining a viable business, and continuing education (conferences or training related to business needs). The University of Alaska Anchorage, Center for Human Development, will continue to administer these funds in close collaboration with the Trust, state, and community partners.												
MH Trust: Beneficiary Employment Technical Assistance and Planning (FY25-FY27)												
1092 MHTAAR	IncT	75.0	0.0	0.0	75.0	0.0	0.0	0.0	0.0	0	0	0
The University of Alaska Anchorage, Center for Human Development (CHD), will provide technical assistance and planning support to the Trust and public-private partners towards implementation of key Beneficiary Employment and Engagement (BEE) strategies. The BEE strategies promote increased self-sufficiency for												

Change Record Detail - Multiple Scenarios with Descriptions
University of Alaska

Component: Anchorage Campus (753)
RDU: University of Alaska Anchorage (235)

Scenario/Change Record Title	Trans Type	Totals	Personal Services	Travel	Services	Commodities	Capital Outlay	Grants, Benefits	Miscellaneous	PFT	PPT	NP
Trust beneficiaries through competitive integrated employment. In addition to individual beneficiary outcomes, increased workforce participation supports economic development and reduces reliance on publicly funded programs. The CHD will offer the Trust a cross-beneficiary population approach to employment related technical assistance and systems planning. The CHD will provide coordination, technical assistance, and information dissemination to promote increased employment for mental health trust beneficiaries. Funds will support personnel costs for training and development coordination, sub contractual hosting of the "Disability Benefits 101" website, and development of an Alaska Accessible Employment Website to house beneficiary employment related resources.												
MH Trust: Brain Injury Council of Alaska Staff (FY22-FY27)												
1092 MHTAAR	IncT	105.0	0.0	0.0	105.0	0.0	0.0	0.0	0.0	0	0	0
This project funds staff for the Traumatic and Acquired Brain Injury (TABI) Advisory Council to support state operating infrastructure. Staff are responsible for leading and maintaining the State of Alaska TABI Advisory Council in coordination with Senior and Disabilities Services (SDS) and the Trust, including gathering data for reporting, coordination of advocacy and planning, and preparing ongoing grant progress reports to SDS and the Trust. Staff work to maximize other state and federal funding opportunities for Mental Health Trust Authority authorized receipts (MHTAAR) projects and to ensure effective use of available dollars. In addition, staff act as a liaison with the other beneficiary boards, including participating in the development of state plans, working on collaborative projects, and other duties. Outcomes and reporting requirements are negotiated with the Trust annually.												
MH Trust: Alaska Justice Information Center (FY18-FY27)												
1092 MHTAAR	IncT	225.0	0.0	0.0	225.0	0.0	0.0	0.0	0.0	0	0	0
Support the continued operations of the Alaska Justice Information Center (AJiC) which collects data from key criminal justice agencies to create an integrated data platform that supports criminal justice research in Alaska. For example, the AJiC will provide: 1) population measures to globally assess how well the Alaska criminal justice system is holding offenders accountable and protecting public safety, 2) answers to data questions from State agencies and legislators, 3) report on the status of Trust beneficiaries with the criminal justice system, and 4) update/overview of recidivism analyses or studies conducted.												
The FY2026 Mental Health Trust Authority Authorized Receipt (MHTAAR) increment maintains the FY2025 level of funding and momentum of effort.												
MH Trust: Alaska Area Health Education Centers (FY18-FY27)												
1092 MHTAAR	IncT	150.0	0.0	0.0	150.0	0.0	0.0	0.0	0.0	0	0	0
The Alaska Area Health Education Centers (AHEC) will implement multiple community-based behavioral health day camps that concentrate on behavioral health careers exploration. Locations will include Northwest, Southeast, Yukon-Kuskokwim and others. There will be additional camps around the state depending on the availability of staff and need.												
With current Medicaid expansion, reform, and redesign as well as criminal justice reinvestment efforts, it is critical that Alaska engage and recruit youth into behavioral health occupations. The day camps will engage and educate students on key topics in behavioral health including abuse, neglect, addiction, grief, stress, and mental health while discovering career paths within the field. Students will explore careers including social work, counseling, behavioral health aides, psychologists, psychiatrists, and other positions within the field of behavioral health and social services. The camp will also include student mental health first aid training for students; opportunity to earn dual credit; presentations from local elders, clinicians, substance abuse counselors, and behavioral health aides; tours of local providers and featured discussion panels.												

Change Record Detail - Multiple Scenarios with Descriptions
University of Alaska

Component: Anchorage Campus (753)

RDU: University of Alaska Anchorage (235)

Scenario/Change Record Title	Trans Type	Totals	Personal Services	Travel	Services	Commodities	Capital Outlay	Grants, Benefits	Miscellaneous	Positions		NP
										PFT	PPT	
The AHEC was able to secure a Department of Education and Early Development Carl Perkins Postsecondary Career and Technical Education Implementation grant. This three-year grant will allow the AHEC to operate residential camps in rural communities.												
MH Trust: University of Alaska Anchorage School Psychology Program (FY24-FY27)												
1092 MHTAAR	IncT	200.0	0.0	0.0	200.0	0.0	0.0	0.0	0.0	0	0	0
The University of Alaska Anchorage (UAA) in partnership with the Trust will support planning and program development for a new school psychology program intended to address known workforce shortages and help better support beneficiary students in the school setting. The UAA has prioritized this project due to the increasing recognition for improved mental health support in schools as Alaska continues to struggle with a child and youth mental health crisis. Year one (planning) funds for this long-term project aims to help address state identified workforce needs for school psychologists by developing an instate graduate school psychology training program with the option of distance learning. The funds requested for this partnership grant will support year one program development, including funds for curriculum consultants and to conduct student and school district needs assessment and focus groups with school district personnel and parents of Trust beneficiary children.												
MH Trust: The Alaska Training Cooperative (FY14-FY27)												
1037 GF/MH	IncT	200.0	0.0	0.0	200.0	0.0	0.0	0.0	0.0	0	0	0
The Alaska Training Cooperative (AKTC) will promote career development opportunities for non-degreed professionals, direct service workers, supervisors, and professionals in the behavioral health, home and community-based, and long-term care support services working with Alaska Mental Health Trust Authority beneficiaries. Strategies include technical assistance and training which is accessible and coordinated and available in rural Alaskan communities by blending evidence-based practices with traditional wisdom. The AKTC will collaborate with other training entities, document and report training data, and when needed respond to Trust staff and provider requests for additional training related to Medicaid expansion, reform, and redesign, as well as Criminal Justice Reinvestment.												
Salaries and Benefits												
1002 Fed Rcpts	SalAdj	33.9	2,573.8	0.0	0.0	0.0	0.0	0.0	0.0	0	0	0
1004 Gen Fund		1,548.7										
1048 Univ Rcpt		991.2										

In accordance with the University of Alaska's (UA) mission, the university is committed to providing a competitive total compensation package, including salary and benefits, that will attract, retain, and reward high-performing employees who share a passion for higher education. The University of Alaska strives to make employee compensation performance-based, competitive to institutions with similar missions, and commensurate with the individual's level of responsibility.

The FY2026 budget request includes a wage increase for employee groups as required by collective bargaining agreements and 2.75 percent wage increase for non-union staff.

The United Academics (UNAC, expires on 12/31/24) and United Academics Adjuncts (UNAD, expires 6/30/25) contracts expire in FY2025 and no increase has yet been negotiated for FY2026. Once a tentative agreement has been reached with a union, a funding request will be made through the appropriate legislative process. If the collective bargaining agreement is subsequently not approved by the University of Alaska Board of Regents, the State Department of

Change Record Detail - Multiple Scenarios with Descriptions
University of Alaska

Component: Anchorage Campus (753)

RDU: University of Alaska Anchorage (235)

Scenario/Change Record Title	Trans Type	Totals	Personal Services	Travel	Services	Commodities	Capital Outlay	Grants, Benefits	Miscellaneous	Positions PFT	PPT	NP
Administration, or is not ratified by the bargaining unit members, the funding request will be withdrawn.												
Staff Benefits Under Recovery and Healthcare												
	SalAdj	5,306.4	5,306.4	0.0	0.0	0.0	0.0	0.0	0.0	0	0	0
1002 Fed Rcpts		32.7										
1004 Gen Fund		4,341.8										
1048 Univ Rcpt		931.9										
In accordance with the University of Alaska's (UA) mission, the university is committed to providing a competitive total compensation package, including salary and benefits, that will attract, retain, and reward high-performing employees who share a passion for higher education. The University of Alaska strives to make employee compensation performance-based, competitive to institutions with similar missions, and commensurate with the individual's level of responsibility.												
In FY2026, the university's medical (including dental and vision) plan is expecting an increase in premium costs (\$7.0 million) and under-recovery in FY2024 (\$10.8 million). The FY2026 budget includes a \$14.3 million (\$17.8 million total) request to help offset the cost increases.												
Subtotal		270,156.0	178,710.2	3,560.2	54,453.0	9,179.3	2,716.5	19,579.2	1,957.6	1,183	80	0
***** Changes From FY2026 Governor Adjusted Base To FY2026 Governor *****												
Reverse Alaska Performance Scholarship; Eligibility Ch4 SLA2024 (HB148) (Sec2 Ch7 SLA2024 P46 L21 (HB268))												
	Dec	-1,504.2	0.0	0.0	-1,504.2	0.0	0.0	0.0	0.0	0	0	0
1151 VoTech Ed		-1,504.2										
This legislation removes the sunset date and changes the funding allocations for program and grant distributions under AS 23.15.835(d) for the Alaska Technical and Vocational Education Program (TVEP).												
Funding authorization for the administrative portion of the TVEP program in the Workforce Investment Board component was included in the FY2025 Governor's budget. This fiscal note modifies the amount available to be distributed to TVEP grant recipients based on FY2025 revenue projections.												
Statutory Designated Program Receipts Increase												
	Inc	1,610.0	734.4	51.6	277.7	91.9	107.8	346.6	0.0	0	0	0
1108 Stat Desig		1,610.0										
The University of Alaska (UA) will begin reporting non-federal grant and contract activity as statutory designated program receipts (SDPR). The UA receives private grants and contracts from corporations, local governments, non-profit entities, and foundation endowment that are restricted or designated. This activity (~\$68.4 million in FY2026) has historically been reported using university receipt authority but would more appropriately be considered SDPR.												
The UA can reclassify \$28.6 million of current university receipts and requests additional SDPR authority (\$39.8 million) to cover the anticipated FY2026 activity.												
Systemwide Services: \$40.0 Anchorage Campus: \$1,610.0 Troth Yeddha' Campus: \$37,760.0 Juneau Campus: \$350.0												

Change Record Detail - Multiple Scenarios with Descriptions
University of Alaska

Component: Anchorage Campus (753)

RDU: University of Alaska Anchorage (235)

Scenario/Change Record Title	Trans Type	Totals	Personal Services	Travel	Services	Commodities	Capital Outlay	Grants, Benefits	Miscellaneous	Positions		NP
										PFT	PPT	
Facilities Maintenance Project Needs												
	Inc	1,769.9	0.0	0.0	1,769.9	0.0	0.0	0.0	0.0	0	0	0
1004 Gen Fund		589.6										
1048 Univ Rcpt		1,180.3										
Facilities maintenance funding is necessary to preserve capital assets critical to the University of Alaska's (UA) mission.												
The UA dedicates a portion of its annual operating appropriation toward facility maintenance (\$29.6 million in FY2025), with a long-term goal to reach a minimum of \$60 million. The UA's ability to adequately fund annual facility maintenance projects is integral to reducing the risk of costly and disruptive facility failures and reducing the backlog of deferred maintenance projects.												
State-funded appropriations for the UA's deferred maintenance/renewal and repurposing (DM/R&R) activities are critical to address the maintenance needs of the UA system's aging facilities. Capital DM/R&R funding averaged \$31 million from FY2007 through FY2015 but has dropped to an average of \$17 million in the last three years. This has put additional strain on the UA's operating budget to fund preventative and current facility maintenance needs.												
Anchorage Campus: \$1,769.9 This includes \$427.4 for the University of Alaska Anchorage's community campuses.												
Information Technology, Software Licensing, and Contractual Increases												
	Inc	450.0	0.0	0.0	450.0	0.0	0.0	0.0	0.0	0	0	0
1004 Gen Fund		225.0										
1048 Univ Rcpt		225.0										
Ongoing campus-wide software and contract licensing renewals ensure that students, faculty, staff, and researchers have full access to critical technologies. Personnel cost increases to recruit and retain information technology (IT) professionals continue to grow. This request covers projected renewal costs for software and contractual licensing tools, increases in technology capacity across the system, and support employee recruitment and retention within this area.												
University of Alaska Anchorage: About \$1.5 million of spending is associated with centrally managed software licenses for the institution (an increase of 32 percent since FY2020).												
University of Alaska Fairbanks: Spending on IT centralized campus-wide software is about \$553.0 for central computing.												
University of Alaska Southeast: Annual increases for hardware and software maintenance are typically three to six percent and in the last three years have increased at a faster rate. Current costs for cybersecurity, IT, and software licensing are \$508.0.												
Anchorage Campus: \$450.0 Troth Yeddha' Campus: \$450.0 Juneau Campus: \$100.0												
Classroom Equipment Deferred Maintenance												
	Inc	125.0	0.0	0.0	125.0	0.0	0.0	0.0	0.0	0	0	0

Change Record Detail - Multiple Scenarios with Descriptions
University of Alaska

Component: Anchorage Campus (753)
RDU: University of Alaska Anchorage (235)

Scenario/Change Record Title	Trans Type	Totals	Personal Services	Travel	Services	Commodities	Capital Outlay	Grants, Benefits	Miscellaneous	Positions		NP
										PFT	PPT	
1048 Univ Rcpt		125.0										
Costs for audio and video (A/V) equipment, post-COVID expectations, and the personnel to support this equipment, have all increased dramatically in recent years. Spending varies from \$40.0 to \$200.0 in a given year and funding is from available salary savings.												
Utilities Cost Increase												
1004 Gen Fund	Inc	550.0	0.0	0.0	550.0	0.0	0.0	0.0	0.0	0	0	0
1048 Univ Rcpt		275.0										
Chugach Electric filed a rate case to harmonize rates between the legacy Chugach and municipal light and power (ML&P) service areas, as well as address revenue shortfalls. Based on the proposed permanent rate increase, the University of Alaska Anchorage expects electrical costs to increase by as much as 12 percent once the rates are approved.												
Auxiliary Operating Costs and Deficit Reduction												
1048 Univ Rcpt	Inc	3,000.0	0.0	0.0	3,000.0	0.0	0.0	0.0	0.0	0	0	0
Auxiliary funds are unrestricted current funds of enterprises that furnish services directly or indirectly to students, faculty, or staff and which charge fees directly relating to, but not necessarily equal to, the costs of the services. Bookstores and housing systems are examples of enterprises that generally meet the accounting criteria for classification as auxiliary services.												
Additional revenue generated by auxiliary services will be directed to cover current operating costs and reduce any prior deficit.												
Anchorage Campus: \$3,000.0 Troth Yeddha' Campus: \$7,000.0												
Alaska's Students: Bolstering Student Aid and Outreach Programs												
1048 Univ Rcpt	IncOTI	1,200.0	0.0	0.0	1,200.0	0.0	0.0	0.0	0.0	0	0	0
As Alaska's largest workforce provider, the University of Alaska Anchorage (UAA) strives to be an institution of first choice for Alaska's students. This request adds capacity consistent with the UAA's strategic enrollment management (SEM) plan by funding programs proven to have high return on investment. This request supports the SEM plan with services from Motimatic and increased funding for the Seawolf Start and Seawolf Persist scholarships.												
The UAA has utilized Motimatic's services to re-enroll stopped-out students, as well as recruit new students. This request is critical to achieving the Board of Regent's enrollment goals. Motimatic is a "pay for success" program, where they are effectively compensated on a finders-fee basis. This program enables existing recruitment staff to focus their effort on other recruitment target segments. The Seawolf Start and Seawolf Persist scholarships are institutional aid programs meant to incentivize recruitment and retention. Seawolf Start is a \$500.00 one-time scholarship for incoming, first-time freshmen. Seawolf Persist is a \$1,000.00 per semester scholarship for the recipients of the Seawolf Start and is meant to encourage retention. Both programs have demonstrated success in attracting and retaining students.												

Change Record Detail - Multiple Scenarios with Descriptions
University of Alaska

Component: Anchorage Campus (753)

RDU: University of Alaska Anchorage (235)

Scenario/Change Record Title	Trans Type	Totals	Personal Services	Travel	Services	Commodities	Capital Outlay	Grants, Benefits	Miscellaneous	Positions		NP
										PFT	PPT	
Recruitment, Strategic Enrollment Marketing and Communications												
1048 Univ Rcpt	IncOTI	700.0	0.0	0.0	700.0	0.0	0.0	0.0	0.0	0	0	0
As Alaska's largest workforce provider, the University of Alaska Anchorage (UAA) strives to be an institution of first choice for Alaska's students. This request supports the UAA's strategic enrollment management (SEM) plan by bolstering contracted recruitment marketing efforts.												
The UAA's current base level of direct advertising for recruitment is \$250.0, far less than the Board of Regents' consultant opined was necessary to be competitive. To achieve the Board's enrollment goals, the UAA needs additional funding focused on marketing contracts. These contracts will include both in-state and out-of-state efforts. Existing marketing funds have been leveraged to great success to attract new students to the UAA. Additional funds will enhance this success and grow the UAA's earned revenue.												
Improving the Retention of Alaska's Students												
1048 Univ Rcpt	IncOTI	450.0	0.0	0.0	450.0	0.0	0.0	0.0	0.0	2	0	0
As Alaska's largest workforce provider, the University of Alaska Anchorage (UAA) strives to be an institution of first choice for Alaska's students. This request supports the UAA's strategic enrollment management plan by adding two academic advisors to handle increased student caseload. This addition is critical to improving the UAA's retention efforts.												
In the last few years, changes to standardize the academic advising experience for all students, among other changes, have led to the highest retention rate in the last nine years. As recruitment efforts succeed in attracting new students to the UAA, this creates a need for more academic advisors. This request is critical to retaining even more students and increasing graduation rates. In addition to retention, advising support is key to keeping students on track and improving UAA's time to award.												
Enrollment Team Support												
1048 Univ Rcpt	IncOTI	500.0	0.0	0.0	500.0	0.0	0.0	0.0	0.0	5	0	0
The University of Alaska Anchorage's (UAA) strategic enrollment management (SEM) planning efforts have been bearing fruit these past two years and require additional funding to maintain momentum. With existing momentum and added advertising dollars, additional personnel are needed to effectively decrease the time from first contact to enrollment, including communications and outreach personnel. This request supports the UAA's SEM plan by adding Enrollment Services personnel, such as the enrollment communications team, a central team that supports all colleges' Mobile Go operations a new effort to ensure the UAA's recruitment team is present at community events all across the region, and financial aid personnel.												
Strengthen the Foundation of Seawolf Athletics												
1048 Univ Rcpt	IncOTI	2,000.0	0.0	0.0	2,000.0	0.0	0.0	0.0	0.0	0	0	0
After the proposed elimination of the hockey, gymnastics, and ski teams in 2020, the community demonstrated loud and clear the importance of Seawolf Athletics and committed to ensuring the long-term success of these sports and the program as a whole. This request ensures the integrity of the athletics foundation, including its thirteen sports, and supports the three pillars of excellence that the University of Alaska Anchorage's (UAA) student athletics represent: academic												

Change Record Detail - Multiple Scenarios with Descriptions
University of Alaska

Component: Anchorage Campus (753)

RDU: University of Alaska Anchorage (235)

Scenario/Change Record Title	Trans Type	Totals	Personal Services	Travel	Services	Commodities	Capital Outlay	Grants, Benefits	Miscellaneous	Positions		NP
										PFT	PPT	
success, community service, and athletic achievements. In FY2024 alone this included an average 3.53 grade point average (GPA) (all 13 teams above a 3.0, over 2,300 hours of community service from our student-athletes, and several individual and team conference championships).												
Athletics brings the community to the UAA which was evident by breaking the National Collegiate Athletics Association's (NCAA) Division II volleyball attendance record with 3,888 fans packing the Alaska Airlines Center in 2023, and hosting 2,500 Anchorage 5th graders for a men's basketball game. As the event with the 5th graders demonstrates, Seawolf athletics serves as a key element to the UAA's enrollment strategy. Attending an athletic game is often the first time an Alaskan child comes to a UAA campus. This funding will pair with efforts to increase earned revenue for athletics through increased ticket sales, as well as improved sponsorship and philanthropic giving - with the goal of ensuring Seawolf Athletics remains a strong partnership between the State, university, and the public.												
University of Alaska Federal Grants and Contracts												
	Inc	2,800.0	0.0	0.0	2,800.0	0.0	0.0	0.0	0.0	0	0	0
1002 Fed Rcpts		2,800.0										
The FY2025 federal appropriations bills contain initial funding for nine earmark requests that amount to \$6 million for the University of Alaska. Along with an additional \$48 million from nine plus ups (an estimated one-third would flow through the University of Alaska system).												
University of Alaska Anchorage: Five earmarks for \$2.8 million												
University of Alaska Fairbanks: One earmark for \$1.9 million and a portion of the nine plus ups												
University of Alaska Southeast: Three earmarks for \$1.2 million												
Anchorage Campus: \$2,800.0												
Troth Yeddha' Campus: \$16,000.0												
Juneau Campus: \$1,200.0												
MH Trust: Interpersonal Violence Prevention for Beneficiaries (FY26-FY27)												
	IncT	50.0	0.0	0.0	50.0	0.0	0.0	0.0	0.0	0	0	0
1092 MHTAAR		50.0										
This project builds community provider skills and capacity regarding healthy relationships, interpersonal violence prevention, and health promotion for Trust beneficiaries. The Friendships and Dating Program focuses on building capacity within the provider community to prevent interpersonal violence in the lives of youth and adults with intellectual and developmental disabilities These trainings offer strategies and tools to direct service providers to better support Trust beneficiaries they work with.												
The FY2026 Mental Health Trust Authority Authorized Receipt (MHTAAR) is decreased from \$80.0 to \$50.0.												
MH Trust: Criminal Justice Sequential Intercept Model Convening (FY26-FY27)												
	IncT	105.0	0.0	0.0	105.0	0.0	0.0	0.0	0.0	0	0	0
1092 MHTAAR		105.0										
The Mental Health Trust Authority Authorized Receipts funding to the University of Alaska Anchorage Center for Human Development is to hold an in-person one-day Criminal Justice Sequential Intercept Model (SIM) Convening with the potential to have a virtual meeting follow-up in six months. The SIM helps												

Change Record Detail - Multiple Scenarios with Descriptions
University of Alaska

Component: Anchorage Campus (753)

RDU: University of Alaska Anchorage (235)

Scenario/Change Record Title	Trans Type	Totals	Personal Services	Travel	Services	Commodities	Capital Outlay	Grants, Benefits	Miscellaneous	Positions		NP
										PFT	PPT	
communities identify resources and gaps in services at each intercept and develop local strategic action plans. The SIM mapping process brings together leaders and different agencies and systems to work together to identify strategies to divert people with mental and substance use disorders away from the justice system into treatment. The funding will also support a representative for Policy Research Associates to attend the convening to provide an overview of the work that has been done and an introduction to the framework for new criminal justice staff. Community system leaders and staff are anticipated to use more evidence-based practices and emerging best practices related to each intercept and positively impact the system for justice-involved Trust beneficiaries. Using SIM will help inform and identify projects focusing on disability justice and provide standardized data collection.												
University Receipts Reclassification to Statutory Designated Program Receipts												
	FndChg	0.0	0.0	0.0	0.0	0.0	0.0	0.0	0.0	0	0	0
1048 Univ Rcpt	-15,700.0											
1108 Stat Desig	15,700.0											
The University of Alaska (UA) will begin reporting non-federal grant and contract activity as statutory designated program receipts (SDPR). The UA receives private grants and contracts from corporations, local governments, non-profit entities, and foundation endowment that are restricted or designated. This activity (~\$68.4 million in FY2026) has historically been reported using university receipt authority but would more appropriately be considered SDPR.												
The reclassification of \$28.6 million in university receipt authority to SDPR would cover a portion of the anticipated activity in FY2026.												
Systemwide Services: \$300.0 Anchorage Campus: \$15,700.0 Troth Yeddha' Campus: \$10,200.0 Juneau Campus: \$2,400.0												
	Totals	283,961.7	179,444.6	3,611.8	66,926.4	9,271.2	2,824.3	19,925.8	1,957.6	1,190	80	0

Personal Services Expenditure Detail
University of Alaska

Component: Anchorage Campus (753)
RDU: University of Alaska Anchorage (235)

Notes:

1. If a position is split, an asterisk (*) will appear in the Split/Count column. If the split position is also counted in the component, two asterisks (**) will appear in the column.
2. "Pool" PCN refers to UA temporary positions, such as adjunct faculty; student employees; and other non-permanent staff. Multiple incumbents may share the same labor pool position number and pooled budget.

PCN	Job Class Title	Location	Time Status	Split/ Count	Employee Class	Benefit Rate	Annual Budgeted	Annual	Total	UGF
							Salary	Benefits	Costs	Estimate
300001	Professor	Anchorage	FT		United Academics BU	35.4%	90,011	31,864	121,875	63,913
300015	Professor	Anchorage	FT		United Academics BU	35.4%	92,461	32,731	125,192	65,653
300020	Assistant Professor	Anchorage	FT		United Academics BU	35.4%	94,293	33,380	127,673	66,954
300030	Professor	Anchorage	FT		United Academics BU	35.4%	98,389	34,830	133,219	69,862
300050	Assistant Professor	Anchorage	FT		United Academics BU	35.4%	87,391	30,936	118,327	62,053
300055	Assistant Professor	Anchorage	FT		United Academics BU	35.4%	91,305	32,322	123,627	34,361
300080	Assistant Professor	Anchorage	FT	*	United Academics BU	35.4%	34,714	12,289	47,003	24,649
300085	Administrative Professional 3	Anchorage	FT		APT - Exempt Employees	46.2%	101,712	46,991	148,703	77,983
300095	Assistant Professor	Anchorage	FT		United Academics BU	35.4%	98,558	34,890	133,448	69,982
300120	Associate Professor	Anchorage	FT		United Academics BU	35.4%	89,435	31,660	121,095	63,504
300125	Professor	Anchorage	FT		United Academics BU	35.4%	65,301	23,117	88,418	46,368
300135	Assistant Professor	Anchorage	FT		United Academics BU	35.4%	77,567	27,459	105,026	55,077
300145	Associate Professor	Anchorage	FT		United Academics BU	35.4%	158,239	56,017	214,256	112,360
300175	Assistant Professor	Anchorage	FT		United Academics BU	35.4%	79,950	28,302	108,252	56,770
300180	Assistant Professor	Anchorage	FT		United Academics BU	35.4%	73,804	26,127	99,931	52,405
300185	Professor	Anchorage	FT		United Academics BU	35.4%	86,689	30,688	117,377	61,555
300195	Assistant Professor	Anchorage	FT		United Academics BU	35.4%	75,857	26,853	102,710	53,863
300210	Professor	Anchorage	FT		United Academics BU	35.4%	96,979	34,331	131,310	68,861
300235	Professor	Anchorage	FT		United Academics BU	35.4%	93,928	33,251	127,179	66,695
300250	Professor	Anchorage	FT		United Academics BU	35.4%	96,803	34,268	131,071	68,736
300255	Professor	Anchorage	FT		United Academics BU	35.4%	92,087	32,599	124,686	65,388
300260	Professor	Anchorage	FT		United Academics BU	35.4%	98,067	34,716	132,783	69,634
300270	Assistant Professor	Anchorage	FT		United Academics BU	35.4%	71,598	25,346	96,944	50,839
300275	Professor	Anchorage	FT		United Academics BU	35.4%	98,786	34,970	133,756	70,144
300280	Assistant Professor	Anchorage	FT		United Academics BU	35.4%	76,144	26,955	103,099	54,067
300290	Assistant Professor	Anchorage	FT		United Academics BU	35.4%	79,950	28,302	108,252	56,770
300295	Associate Professor	Anchorage	FT		United Academics BU	35.4%	87,110	30,837	117,947	61,854
300320	Professor	Anchorage	FT		United Academics BU	35.4%	141,742	50,177	191,919	100,646
300325	Assistant Professor	Anchorage	FT		United Academics BU	35.4%	80,995	28,672	109,667	57,512
300345	Assistant Professor	Anchorage	FT		United Academics BU	35.4%	64,568	22,857	87,425	45,847
300375	Admin Generalist 4	Anchorage	FT		PERS - Classified	57.2%	51,709	29,578	81,287	42,628
300380	Fiscal Technician 3	Anchorage	FT		PERS - Classified	57.2%	57,116	32,670	89,786	47,086
300385	Admin Specialist 4	Anchorage	FT		APT - Exempt Employees	46.2%	69,660	32,183	101,843	0
300420	Administrative Professional 4	Anchorage	FT		APT - Exempt Employees	46.2%	110,115	50,873	160,988	84,425

Personal Services Expenditure Detail
University of Alaska

Component: Anchorage Campus (753)
RDU: University of Alaska Anchorage (235)

Notes:

1. If a position is split, an asterisk (*) will appear in the Split/Count column. If the split position is also counted in the component, two asterisks (**) will appear in the column.
2. "Pool" PCN refers to UA temporary positions, such as adjunct faculty; student employees; and other non-permanent staff. Multiple incumbents may share the same labor pool position number and pooled budget.

PCN	Job Class Title	Location	Time Status	Split/ Count	Employee Class	Benefit Rate	Annual	Annual Benefits	Total Costs	UGF Estimate
							Budgeted Salary			
300430	Admin Generalist 4	Anchorage	FT		PERS - Classified	57.2%	51,709	29,578	81,287	42,628
300440	Professor	Anchorage	FT		United Academics BU	35.4%	91,766	32,485	124,251	65,160
300445	Associate Professor	Anchorage	FT		United Academics BU	35.4%	71,955	25,472	97,427	51,093
300455	Assistant Professor	Anchorage	FT		United Academics BU	35.4%	76,112	26,944	103,056	54,044
300500	Associate Professor	Anchorage	FT		United Academics BU	35.4%	95,862	33,935	129,797	68,068
300505	Term Asst Professor	Anchorage	FT		United Academics BU	35.4%	78,671	27,850	106,521	55,861
300510	Professor	Anchorage	FT		United Academics BU	35.4%	99,506	35,225	134,731	70,655
300511	Assistant Professor	Anchorage	FT		United Academics BU	35.4%	80,980	28,667	109,647	57,501
300520	Associate Professor	Anchorage	FT		United Academics BU	35.4%	89,608	31,721	121,329	63,627
300535	Administrative Professional 4	Anchorage	FT		APT - Exempt Employees	46.2%	97,752	45,161	142,913	74,946
300550	Administrative Professional 3	Anchorage	FT		APT - Exempt Employees	46.2%	109,054	50,383	159,437	83,612
300565	Administrative Professional 3	Anchorage	FT		APT - Exempt Employees	46.2%	78,479	36,257	114,736	60,170
300570	Communications Specialist 4	Anchorage	FT		APT - Exempt Employees	46.2%	66,914	30,914	97,828	51,303
300575	Associate Professor	Anchorage	FT		United Academics BU	35.4%	149,859	53,050	202,909	106,409
300580	Professor	Anchorage	FT		United Academics BU	35.4%	177,107	62,696	239,803	125,757
300585	Professor	Anchorage	FT		United Academics BU	35.4%	92,914	32,892	125,806	65,975
300590	Associate Professor	Anchorage	FT		United Academics BU	35.4%	125,736	44,511	170,247	89,280
300595	Professor	Anchorage	FT		United Academics BU	35.4%	145,392	51,469	196,861	103,237
300605	Professor	Anchorage	FT		United Academics BU	35.4%	211,817	74,983	286,800	150,403
300610	Communications Specialist 3	Anchorage	FT		PERS - Classified	57.2%	59,696	34,146	93,842	49,213
300615	Associate Professor	Anchorage	FT		United Academics BU	35.4%	153,137	54,210	207,347	108,737
300630	Associate Professor	Anchorage	PT		United Academics BU	35.4%	104,012	36,820	140,832	73,855
300640	Professor	Anchorage	FT		United Academics BU	35.4%	111,754	39,561	151,315	79,352
300645	Administrative Professional 3	Anchorage	FT		APT - Exempt Employees	46.2%	85,859	39,667	125,526	39,498
300650	Professor	Anchorage	PT		United Academics BU	35.4%	128,201	45,383	173,584	91,031
300655	Professor	Anchorage	FT		United Academics BU	35.4%	128,310	45,422	173,732	91,108
300665	Term Asst Professor	Anchorage	PT		United Academics BU	35.4%	221,302	78,341	299,643	157,138
300670	Assistant Professor	Anchorage	FT		United Academics BU	35.4%	108,481	38,402	146,883	46,217
300675	Assistant Professor	Anchorage	FT		United Academics BU	35.4%	72,035	25,500	97,535	51,149
300680	Fiscal Professional 2	Anchorage	FT		APT - Exempt Employees	46.2%	72,444	33,469	105,913	52,898
300695	Administrative Management 2	Anchorage	FT		APT - Exempt Employees	46.2%	73,237	33,835	107,072	56,151
300700	Research Professional 3	Anchorage	FT		APT - Exempt Employees	46.2%	52,746	24,369	77,115	40,440
300705	Assistant Professor	Anchorage	FT		United Academics BU	35.4%	92,243	32,654	124,897	65,498
300710	Associate Professor	Anchorage	FT		United Academics BU	35.4%	162,043	57,363	219,406	115,061

Personal Services Expenditure Detail
University of Alaska

Component: Anchorage Campus (753)
RDU: University of Alaska Anchorage (235)

Notes:

1. If a position is split, an asterisk (*) will appear in the Split/Count column. If the split position is also counted in the component, two asterisks (**) will appear in the column.
2. "Pool" PCN refers to UA temporary positions, such as adjunct faculty; student employees; and other non-permanent staff. Multiple incumbents may share the same labor pool position number and pooled budget.

PCN	Job Class Title	Location	Time Status	Split/ Count	Employee Class	Benefit Rate	Annual	Annual Benefits	Total Costs	UGF Estimate
							Budgeted Salary			
300745	Professor	Anchorage	FT		United Academics BU	35.4%	121,204	42,906	164,110	86,062
300750	Assistant Professor	Anchorage	FT		United Academics BU	35.4%	65,536	23,200	88,736	46,535
300770	Assistant Professor	Anchorage	FT		United Academics BU	35.4%	88,569	31,353	119,922	0
300805	Admin Generalist 4	Anchorage	FT		PERS - Classified	57.2%	48,268	27,609	75,877	39,791
300815	Term Asst Professor	Anchorage	FT		United Academics BU	35.4%	78,671	27,850	106,521	55,861
300825	Assistant Professor	Anchorage	FT		United Academics BU	35.4%	79,950	28,302	108,252	56,770
300830	Safety Svcs-Police 1	Anchorage	FT		PERS - Classified	57.2%	73,234	41,890	115,124	60,373
300840	Assistant Professor	Anchorage	FT		United Academics BU	35.4%	94,229	33,357	127,586	66,908
300850	Assistant Professor	Anchorage	FT		United Academics BU	35.4%	88,569	31,353	119,922	62,890
300855	Assistant Professor	Anchorage	FT		United Academics BU	35.4%	92,998	32,921	125,919	66,034
300860	Associate Professor	Anchorage	FT		United Academics BU	35.4%	95,860	33,934	129,794	68,067
300875	Safety Svcs-Emerg Dispatcher 2	Anchorage	FT		PERS - Classified	57.2%	52,749	30,172	82,921	43,486
300880	Assistant Professor	Anchorage	FT		United Academics BU	35.4%	88,569	31,353	119,922	62,890
300895	Instructional Designer 4	Anchorage	FT		APT - Exempt Employees	46.2%	90,269	41,704	131,973	69,209
300900	Fiscal Technician 3	Anchorage	FT		PERS - Classified	57.2%	53,810	30,779	84,589	44,360
300905	Admin Generalist 4	Anchorage	FT		PERS - Classified	57.2%	48,268	27,609	75,877	39,791
300915	Human Resources Technician 3	Anchorage	FT		PERS - Classified	57.2%	54,878	31,390	86,268	45,241
300920	Admin Specialist 3	Anchorage	FT		APT - Exempt Employees	46.2%	57,692	26,654	84,346	44,232
300940	Development 2	Anchorage	FT		PERS - Classified	57.2%	60,590	34,657	95,247	0
300955	IS Net Technician 7	Anchorage	FT		PERS - Classified	57.2%	75,451	43,158	118,609	62,201
300965	Communications Manager 3	Anchorage	FT		APT - Exempt Employees	46.2%	93,808	43,339	137,147	71,923
300990	Assistant Professor	Anchorage	FT		United Academics BU	35.4%	69,701	24,674	94,375	49,492
301000	Associate Professor	Anchorage	FT		United Academics BU	35.4%	108,233	38,314	146,547	76,852
301020	Administrative Professional 3	Anchorage	FT		APT - Exempt Employees	46.2%	95,784	44,252	140,036	73,438
301025	Admin Specialist 1	Anchorage	FT		PERS - Classified	57.2%	49,186	28,134	77,320	40,548
301030	Human Resources Technician 3	Anchorage	FT		PERS - Classified	57.2%	53,812	30,780	84,592	44,362
301035	Admin Specialist 3	Anchorage	FT		APT - Exempt Employees	46.2%	68,307	31,558	99,865	52,371
301063	Fiscal Manager 3	Anchorage	FT		APT - Exempt Employees	46.2%	96,260	44,472	140,732	73,803
301070	Admin Generalist 4	Anchorage	FT		PERS - Classified	57.2%	58,246	33,317	91,563	48,017
301077	IS Professional 4A	Anchorage	FT		APT - Exempt Employees	46.2%	124,322	57,437	181,759	95,318
301082	Associate Professor	Anchorage	FT		United Academics BU	35.4%	99,027	35,056	134,083	44,745
301085	Assistant Professor	Anchorage	FT		United Academics BU	35.4%	76,880	27,216	104,096	27,295
301086	Professor	Anchorage	FT		United Academics BU	35.4%	153,039	54,176	207,215	43,467
301087	Fiscal Technician 3	Anchorage	FT		PERS - Classified	57.2%	53,812	30,780	84,592	44,362

Personal Services Expenditure Detail
University of Alaska

Component: Anchorage Campus (753)
RDU: University of Alaska Anchorage (235)

Notes:

1. If a position is split, an asterisk (*) will appear in the Split/Count column. If the split position is also counted in the component, two asterisks (**) will appear in the column.
2. "Pool" PCN refers to UA temporary positions, such as adjunct faculty; student employees; and other non-permanent staff. Multiple incumbents may share the same labor pool position number and pooled budget.

PCN	Job Class Title	Location	Time Status	Split/ Count	Employee Class	Benefit Rate	Annual Budgeted	Annual Benefits	Total Costs	UGF Estimate
							Salary			
301091	Assistant Professor	Anchorage	FT		United Academics BU	35.4%	88,569	31,353	119,922	62,890
301093	Professor	Anchorage	PT		United Academics BU	35.4%	122,659	43,421	166,080	87,096
301094	Assistant Professor	Anchorage	FT		United Academics BU	35.4%	71,779	25,410	97,189	50,968
301099	Associate Professor	Anchorage	FT		United Academics BU	35.4%	90,935	32,191	123,126	64,570
301102	Associate Professor	Anchorage	PT		United Academics BU	35.4%	90,199	31,930	122,129	64,047
301103	Assistant Professor	Anchorage	FT		United Academics BU	35.4%	120,401	42,622	163,023	85,492
301104	Assistant Professor	Anchorage	PT		United Academics BU	35.4%	82,444	29,185	111,629	58,540
301107	Research Technician 3	Anchorage	PT		PERS - Classified	57.2%	52,213	29,866	82,079	43,044
301108	Student Svcs Professional 2	Anchorage	FT		PERS - Classified	57.2%	56,555	32,349	88,904	46,623
301112	IS Professional 5A	Anchorage	FT		APT - Exempt Employees	46.2%	85,862	39,668	125,530	65,830
301114	IS Professional 5A	Anchorage	FT		APT - Exempt Employees	46.2%	114,608	52,949	167,557	87,870
301117	Assistant Professor	Anchorage	FT		United Academics BU	35.4%	75,941	26,883	102,824	53,923
301120	Professor	Anchorage	FT		United Academics BU	35.4%	86,922	30,770	117,692	61,720
301121	Professor	Anchorage	FT		United Academics BU	35.4%	112,682	39,889	152,571	80,011
301125	Assistant Professor	Anchorage	FT		United Academics BU	35.4%	65,735	23,270	89,005	46,676
301131	Professor	Anchorage	FT		United Academics BU	35.4%	123,140	43,592	166,732	48,090
301133	Associate Professor	Anchorage	FT		United Academics BU	35.4%	93,078	32,950	126,028	59,482
301134	Associate Professor	Anchorage	FT		United Academics BU	35.4%	93,078	32,950	126,028	60,804
301135	Professor	Anchorage	PT		United Academics BU	35.4%	129,295	45,770	175,065	91,808
301137	Assistant Professor	Anchorage	FT		United Academics BU	35.4%	102,304	36,216	138,520	72,642
301139	Assistant Professor	Anchorage	FT		United Academics BU	35.4%	81,994	29,026	111,020	58,221
301141	Admin Generalist 4	Anchorage	FT		PERS - Classified	57.2%	50,720	29,012	79,732	41,813
301148	Director (Academic-Faculty)	Anchorage	FT		Non-Represented Faculty	30.5%	112,860	34,422	147,282	77,238
301151	Assistant Professor	Anchorage	FT		United Academics BU	35.4%	72,103	25,524	97,627	51,198
301152	Professor	Anchorage	FT		United Academics BU	35.4%	50,907	18,021	68,928	36,147
301153	Professor	Anchorage	FT		United Academics BU	35.4%	91,712	32,466	124,178	65,121
301155	Professor	Anchorage	FT		United Academics BU	35.4%	90,074	31,886	121,960	63,958
301156	Assistant Professor	Anchorage	FT		United Academics BU	35.4%	76,688	27,148	103,836	54,453
301159	Assistant Professor	Anchorage	FT		United Academics BU	35.4%	92,998	32,921	125,919	66,034
301162	Student Svcs Professional 2	Anchorage	FT		PERS - Classified	57.2%	53,269	30,470	83,739	43,914
301165	Professor	Anchorage	FT		United Academics BU	35.4%	94,302	33,383	127,685	66,960
301166	Assistant Professor	Anchorage	FT		United Academics BU	35.4%	79,715	28,219	107,934	56,603
301167	Associate Professor	Anchorage	FT		United Academics BU	35.4%	81,421	28,823	110,244	57,814
301168	Professor	Anchorage	PT		United Academics BU	35.4%	95,098	33,665	128,763	67,526

Personal Services Expenditure Detail
University of Alaska

Component: Anchorage Campus (753)
RDU: University of Alaska Anchorage (235)

Notes:

1. If a position is split, an asterisk (*) will appear in the Split/Count column. If the split position is also counted in the component, two asterisks (**) will appear in the column.
2. "Pool" PCN refers to UA temporary positions, such as adjunct faculty; student employees; and other non-permanent staff. Multiple incumbents may share the same labor pool position number and pooled budget.

PCN	Job Class Title	Location	Time Status	Split/ Count	Employee Class	Benefit Rate	Annual Budgeted	Annual	Total	UGF
							Salary	Benefits	Costs	Estimate
301170	Assistant Professor	Anchorage	FT		United Academics BU	35.4%	79,186	28,032	107,218	56,227
301174	Assistant Professor	Anchorage	FT		United Academics BU	35.4%	92,998	32,921	125,919	66,034
301177	Associate Professor	Anchorage	FT		United Academics BU	35.4%	100,721	35,655	136,376	71,518
301179	Professor	Anchorage	FT		United Academics BU	35.4%	147,492	52,212	199,704	104,729
301181	Assistant Professor	Anchorage	FT		United Academics BU	35.4%	77,019	27,265	104,284	43,203
301182	IS Consultant 2A	Anchorage	FT		PERS - Classified	57.2%	61,256	35,038	96,294	50,499
301186	Research Technician 4	Anchorage	FT		PERS - Classified	57.2%	53,812	30,780	84,592	44,362
301189	IS Net Technician 7	Anchorage	FT		PERS - Classified	57.2%	61,871	35,390	97,261	51,006
301193	Associate Professor	Anchorage	FT		United Academics BU	35.4%	82,259	29,120	111,379	58,409
301194	Assistant Professor	Anchorage	FT		United Academics BU	35.4%	71,955	25,472	97,427	51,093
301196	Associate Professor	Anchorage	FT		United Academics BU	35.4%	91,472	32,381	123,853	48,888
301197	Professor	Anchorage	FT		United Academics BU	35.4%	176,655	62,536	239,191	125,436
301199	Professor	Anchorage	FT		United Academics BU	35.4%	171,101	60,570	231,671	121,492
301200	Professor	Anchorage	FT		United Academics BU	35.4%	89,185	31,571	120,756	63,327
301204	Assistant Professor	Anchorage	FT		United Academics BU	35.4%	76,688	27,148	103,836	54,453
301206	Professor	Anchorage	FT		United Academics BU	35.4%	106,213	37,599	143,812	57,556
301211	Professor	Anchorage	FT		United Academics BU	35.4%	117,655	41,650	159,305	83,542
301213	IS Professional 3A	Anchorage	FT		APT - Exempt Employees	46.2%	84,198	38,899	123,097	64,555
301215	IS Professional 3A	Anchorage	FT		APT - Exempt Employees	46.2%	79,227	36,603	115,830	60,743
301216	Professor	Anchorage	FT		United Academics BU	35.4%	114,610	40,572	155,182	81,380
301219	Assistant Professor	Anchorage	FT		United Academics BU	35.4%	81,501	28,851	110,352	57,871
301223	Associate Professor	Anchorage	FT		United Academics BU	35.4%	73,758	26,110	99,868	52,373
301224	Associate Professor	Anchorage	FT		United Academics BU	35.4%	157,710	55,829	213,539	111,984
301226	Fiscal Professional 2	Anchorage	FT		APT - Exempt Employees	46.2%	71,760	33,153	104,913	55,018
301228	Admin Specialist 1	Anchorage	FT		PERS - Classified	57.2%	53,279	30,476	83,755	43,922
301229	Development 4	Anchorage	FT		APT - Exempt Employees	46.2%	110,118	50,875	160,993	84,427
301230	Assistant Professor	Anchorage	PT		United Academics BU	35.4%	108,460	38,395	146,855	77,013
301235	Assistant Professor	Anchorage	FT		United Academics BU	35.4%	73,154	25,897	99,051	51,944
301237	Assistant Professor	Anchorage	FT		United Academics BU	35.4%	155,127	54,915	210,042	110,150
301238	Professor	Anchorage	FT		United Academics BU	35.4%	112,289	39,750	152,039	79,732
301242	Student Svcs Professional 2	Anchorage	FT		PERS - Classified	57.2%	53,812	30,780	84,592	44,362
301249	Associate Professor	Anchorage	FT		United Academics BU	35.4%	92,790	32,848	125,638	65,887
301250	Associate Professor	Anchorage	FT		United Academics BU	35.4%	72,435	25,642	98,077	51,433
301251	Professor	Anchorage	PT		United Academics BU	35.4%	152,677	54,048	206,725	108,410

Personal Services Expenditure Detail
University of Alaska

Component: Anchorage Campus (753)
RDU: University of Alaska Anchorage (235)

Notes:

1. If a position is split, an asterisk (*) will appear in the Split/Count column. If the split position is also counted in the component, two asterisks (**) will appear in the column.
2. "Pool" PCN refers to UA temporary positions, such as adjunct faculty; student employees; and other non-permanent staff. Multiple incumbents may share the same labor pool position number and pooled budget.

PCN	Job Class Title	Location	Time Status	Split/ Count	Employee Class	Benefit Rate	Annual	Annual Benefits	Total Costs	UGF Estimate
							Budgeted Salary			
301252	Professor	Anchorage	FT		United Academics BU	35.4%	117,702	41,667	159,369	83,576
301253	Admin Specialist 3	Anchorage	FT		APT - Exempt Employees	46.2%	98,696	45,598	144,294	75,670
301254	Assistant Professor	Anchorage	FT		United Academics BU	35.4%	79,747	28,230	107,977	56,625
301255	Assistant Professor	Anchorage	FT		United Academics BU	35.4%	81,357	28,800	110,157	57,769
301258	Associate Professor	Anchorage	FT		United Academics BU	35.4%	88,592	31,362	119,954	62,906
301260	Assistant Professor	Anchorage	FT		United Academics BU	35.4%	89,640	31,733	121,373	33,516
301270	Associate Professor	Anchorage	FT		United Academics BU	35.4%	56,399	19,965	76,364	40,047
301271	Student Svcs Professional 2	Anchorage	PT		PERS - Classified	57.2%	57,699	33,004	90,703	47,566
301272	Associate Professor	Anchorage	FT		United Academics BU	35.4%	72,435	25,642	98,077	51,433
301273	Student Svcs Professional 3	Anchorage	FT		APT - Exempt Employees	46.2%	63,747	29,451	93,198	48,875
301274	Admin Specialist 2	Anchorage	FT		PERS - Classified	57.2%	52,749	30,172	82,921	43,486
301275	Admin Generalist 4	Anchorage	FT		PERS - Classified	57.2%	49,186	28,134	77,320	40,548
301278	Student Svcs Manager 2	Anchorage	FT		APT - Exempt Employees	46.2%	73,234	33,834	107,068	56,148
301280	Fiscal Technician 3	Anchorage	FT		PERS - Classified	57.2%	55,949	32,003	87,952	46,124
301283	Communications Specialist 3	Anchorage	PT		PERS - Classified	57.2%	61,871	35,390	97,261	51,006
301284	Professor	Anchorage	FT		United Academics BU	35.4%	74,817	26,485	101,302	53,125
301288	Assistant Professor	Anchorage	FT		United Academics BU	35.4%	87,657	31,031	118,688	62,242
301292	Professor	Anchorage	FT		United Academics BU	35.4%	101,105	35,791	136,896	71,791
301294	Professor	Anchorage	FT		United Academics BU	35.4%	97,043	34,353	131,396	68,907
301297	Fiscal Technician 3	Anchorage	FT		PERS - Classified	57.2%	53,810	30,779	84,589	44,360
301303	Professor	Anchorage	FT		United Academics BU	35.4%	101,338	35,874	137,212	71,956
301310	Professor	Anchorage	PT		United Academics BU	35.4%	92,230	32,649	124,879	65,489
301311	Professor	Anchorage	FT		United Academics BU	35.4%	96,065	34,007	130,072	68,212
301312	Professor	Anchorage	FT		United Academics BU	35.4%	119,636	42,351	161,987	84,949
301314	Professor	Anchorage	FT		United Academics BU	35.4%	131,071	46,399	177,470	93,069
301316	Professor	Anchorage	FT		United Academics BU	35.4%	119,957	42,465	162,422	85,177
301317	Human Resources Technician 3	Anchorage	FT		PERS - Classified	57.2%	50,720	29,012	79,732	41,813
301319	Professor	Anchorage	FT		United Academics BU	35.4%	100,276	35,498	135,774	71,202
301320	Assistant Professor	Anchorage	FT		United Academics BU	35.4%	72,770	25,761	98,531	51,671
301321	Associate Professor	Anchorage	FT		United Academics BU	35.4%	96,574	34,187	130,761	68,574
301322	Assistant Professor	Anchorage	FT		United Academics BU	35.4%	81,995	29,026	111,021	58,222
301323	Professor	Anchorage	FT		United Academics BU	35.4%	98,670	34,929	133,599	70,062
301326	Assistant Professor	Anchorage	FT		United Academics BU	35.4%	73,414	25,989	99,403	52,129
301327	Admin Specialist 1 (Exempt)	Anchorage	FT		APT - Exempt Employees	46.2%	66,305	30,633	96,938	50,836

Personal Services Expenditure Detail
University of Alaska

Component: Anchorage Campus (753)
RDU: University of Alaska Anchorage (235)

Notes:

1. If a position is split, an asterisk (*) will appear in the Split/Count column. If the split position is also counted in the component, two asterisks (**) will appear in the column.
2. "Pool" PCN refers to UA temporary positions, such as adjunct faculty; student employees; and other non-permanent staff. Multiple incumbents may share the same labor pool position number and pooled budget.

PCN	Job Class Title	Location	Time Status	Split/ Count	Employee Class	Benefit Rate	Annual	Annual Benefits	Total Costs	UGF Estimate
							Budgeted Salary			
301329	Admin Generalist 4	Anchorage	FT		PERS - Classified	57.2%	50,720	29,012	79,732	41,813
301331	Admin Specialist 2	Anchorage	FT		PERS - Classified	57.2%	58,240	33,313	91,553	48,012
301334	Assistant Professor	Anchorage	FT		United Academics BU	35.4%	76,880	27,216	104,096	54,590
301336	Administrative Professional 2	Anchorage	FT		APT - Exempt Employees	46.2%	62,421	28,839	91,260	47,858
301337	Associate Professor	Anchorage	FT		United Academics BU	35.4%	149,823	53,037	202,860	106,384
301339	Fiscal Professional 2	Anchorage	FT		APT - Exempt Employees	46.2%	68,992	31,874	100,866	52,896
301340	Admin Generalist 4	Anchorage	FT		PERS - Classified	57.2%	60,591	34,658	95,249	49,950
301341	Professor	Anchorage	FT		United Academics BU	35.4%	100,901	35,719	136,620	71,646
301342	Director (Academic-Faculty)	Anchorage	PT		Non-Represented Faculty	30.5%	82,572	25,184	107,756	18,648
301343	Assistant Professor	Anchorage	FT		United Academics BU	35.4%	75,925	26,877	102,802	48,521
301344	Environmental Health/Safety 2	Anchorage	FT		APT - Exempt Employees	46.2%	76,981	35,565	112,546	59,021
301345	Professor	Anchorage	FT		United Academics BU	35.4%	85,082	30,119	115,201	60,414
301346	Professor	Anchorage	FT		United Academics BU	35.4%	115,454	40,871	156,325	81,980
301348	Professor	Anchorage	FT		United Academics BU	35.4%	107,141	37,928	145,069	76,077
301350	Associate Professor	Anchorage	FT		United Academics BU	35.4%	86,674	30,683	117,357	61,544
301354	Human Resources Technician 4	Anchorage	FT		PERS - Classified	57.2%	71,032	40,630	111,662	58,558
301355	Assistant Professor	Anchorage	FT		United Academics BU	35.4%	74,818	26,486	101,304	53,125
301357	Fiscal Professional 2	Anchorage	FT		APT - Exempt Employees	46.2%	69,654	32,180	101,834	53,404
301360	Professor	Anchorage	PT		United Academics BU	35.4%	114,317	40,468	154,785	81,172
301362	Professor	Anchorage	FT		United Academics BU	35.4%	97,952	34,675	132,627	69,552
301369	Admin Specialist 2	Anchorage	FT		PERS - Classified	57.2%	66,311	37,930	104,241	54,666
301370	Admin Specialist 4	Anchorage	FT		APT - Exempt Employees	46.2%	87,604	40,473	128,077	67,166
301371	Professor	Anchorage	FT		United Academics BU	35.4%	95,051	33,648	128,699	67,492
301372	Assistant Professor	Anchorage	FT		United Academics BU	35.4%	78,654	27,844	106,498	44,679
301373	Assistant Professor	Anchorage	FT		United Academics BU	35.4%	81,997	29,027	111,024	58,223
301374	Professor	Anchorage	FT		United Academics BU	35.4%	120,757	42,748	163,505	60,022
301375	Development 4	Anchorage	FT		APT - Exempt Employees	46.2%	86,710	40,060	126,770	66,481
301376	Associate Professor	Anchorage	PT		United Academics BU	35.4%	82,059	29,049	111,108	44,284
301379	Associate Professor	Anchorage	FT		United Academics BU	35.4%	78,031	27,623	105,654	55,407
301380	Communications Manager 1	Anchorage	FT		APT - Exempt Employees	46.2%	63,086	29,146	92,232	48,368
301384	Assistant Professor	Anchorage	FT		United Academics BU	35.4%	99,250	35,135	134,385	70,474
301387	Human Resources Technician 4	Anchorage	FT		PERS - Classified	57.2%	64,983	37,170	102,153	53,571
301388	Assistant Professor	Anchorage	FT		United Academics BU	35.4%	71,987	25,483	97,470	51,115
301390	Assistant Professor	Anchorage	FT		United Academics BU	35.4%	70,762	25,050	95,812	50,245

Personal Services Expenditure Detail
University of Alaska

Component: Anchorage Campus (753)
RDU: University of Alaska Anchorage (235)

Notes:

1. If a position is split, an asterisk (*) will appear in the Split/Count column. If the split position is also counted in the component, two asterisks (**) will appear in the column.
2. "Pool" PCN refers to UA temporary positions, such as adjunct faculty; student employees; and other non-permanent staff. Multiple incumbents may share the same labor pool position number and pooled budget.

PCN	Job Class Title	Location	Time Status	Split/ Count	Employee Class	Benefit Rate	Annual Budgeted	Annual	Total	UGF
							Salary	Benefits	Costs	Estimate
301392	Assistant Professor	Anchorage	FT		United Academics BU	35.4%	91,671	32,452	124,123	65,092
301393	Assistant Professor	Anchorage	FT		United Academics BU	35.4%	88,569	31,353	119,922	62,890
301394	Assistant Professor	Anchorage	FT		United Academics BU	35.4%	144,630	51,199	195,829	102,696
301395	Professor	Anchorage	FT		United Academics BU	35.4%	172,037	60,901	232,938	122,157
301396	Assistant Professor	Anchorage	FT		United Academics BU	35.4%	135,596	48,001	183,597	96,282
301403	Professor	Anchorage	FT		United Academics BU	35.4%	162,584	57,555	220,139	115,445
301409	Professor	Anchorage	FT		United Academics BU	35.4%	158,749	56,197	214,946	112,722
301411	Term Asst Professor	Anchorage	FT		United Academics BU	35.4%	74,306	26,304	100,610	26,381
301415	Professor	Anchorage	FT		United Academics BU	35.4%	108,125	38,276	146,401	76,776
301417	Associate Professor	Anchorage	FT		United Academics BU	35.4%	108,888	38,546	147,434	77,317
301422	Professor	Anchorage	FT		United Academics BU	35.4%	106,477	37,693	144,170	75,605
301423	Associate Professor	Anchorage	FT		United Academics BU	35.4%	87,705	31,048	118,753	62,276
301424	Professor	Anchorage	FT		United Academics BU	35.4%	74,818	26,486	101,304	53,125
301425	Assistant Professor	Anchorage	FT		United Academics BU	35.4%	75,601	26,763	102,364	53,681
301430	Associate Professor	Anchorage	FT		United Academics BU	35.4%	98,884	35,005	133,889	70,214
301432	Professor	Anchorage	FT		United Academics BU	35.4%	103,919	36,787	140,706	73,789
301434	Human Resources Technician 3	Anchorage	FT		PERS - Classified	57.2%	51,701	29,573	81,274	42,622
301436	Admin Specialist 3	Anchorage	FT		APT - Exempt Employees	46.2%	73,234	33,834	107,068	56,148
301437	Assistant Professor	Anchorage	FT		United Academics BU	35.4%	129,636	45,891	175,527	92,050
301438	Professor	Anchorage	FT		United Academics BU	35.4%	155,236	54,954	210,190	110,227
301439	Associate Professor	Anchorage	FT		United Academics BU	35.4%	93,366	33,052	126,418	66,296
301441	Assistant Professor	Anchorage	FT		United Academics BU	35.4%	124,582	44,102	168,684	88,461
301443	Fiscal Professional 3	Anchorage	PT		APT - Exempt Employees	46.2%	89,331	41,271	130,602	68,490
301446	Associate Professor	Anchorage	FT		United Academics BU	35.4%	53,889	19,077	72,966	38,265
301452	Library Technician 2	Anchorage	FT		PERS - Classified	57.2%	37,971	21,719	59,690	31,303
301453	Professor	Anchorage	FT		United Academics BU	35.4%	98,483	34,863	133,346	69,929
301454	Assistant Professor	Anchorage	FT		United Academics BU	35.4%	92,838	32,865	125,703	65,921
301458	Professor	Anchorage	FT		United Academics BU	35.4%	158,541	56,124	214,665	112,574
301459	Assistant Professor	Anchorage	FT		United Academics BU	35.4%	155,119	54,912	210,031	110,144
301463	Admin Generalist 4	Anchorage	FT		PERS - Classified	57.2%	49,185	28,134	77,319	40,547
301464	Assistant Professor	Anchorage	FT		United Academics BU	35.4%	71,747	25,398	97,145	50,945
301466	Professor	Anchorage	FT		United Academics BU	35.4%	110,619	39,159	149,778	78,546
301470	Fiscal Professional 4	Anchorage	FT		APT - Exempt Employees	46.2%	72,489	33,490	105,979	0
301472	Fiscal Professional 3	Anchorage	FT		APT - Exempt Employees	46.2%	89,331	41,271	130,602	68,490

Personal Services Expenditure Detail
University of Alaska

Component: Anchorage Campus (753)

RDU: University of Alaska Anchorage (235)

Notes:

1. If a position is split, an asterisk (*) will appear in the Split/Count column. If the split position is also counted in the component, two asterisks (**) will appear in the column.

2. "Pool" PCN refers to UA temporary positions, such as adjunct faculty; student employees; and other non-permanent staff. Multiple incumbents may share the same labor pool position number and pooled budget.

PCN	Job Class Title	Location	Time Status	Split/ Count	Employee Class	Benefit Rate	Annual Budgeted	Annual Benefits	Total Costs	UGF Estimate
							Salary			
301476	Assistant Professor	Anchorage	FT		United Academics BU	35.4%	91,143	32,265	123,408	64,717
301477	Associate Professor	Anchorage	FT		United Academics BU	35.4%	89,965	31,848	121,813	63,881
301480	Admin Specialist 2	Anchorage	FT		PERS - Classified	57.2%	58,844	33,659	92,503	48,510
301482	Safety Svcs-Police 1	Anchorage	FT		PERS - Classified	57.2%	73,237	41,892	115,129	60,376
301485	Professor	Anchorage	FT		United Academics BU	35.4%	117,235	41,501	158,736	66,595
301486	Administrative Management 5	Anchorage	FT		APT - Exempt Employees	46.2%	160,763	74,273	235,036	123,257
301488	Assistant Professor	Anchorage	FT		United Academics BU	35.4%	84,043	29,751	113,794	59,676
301490	Student Svcs Professional 2	Anchorage	FT		PERS - Classified	57.2%	53,812	30,780	84,592	44,362
301492	Assistant Professor	Anchorage	FT		United Academics BU	35.4%	107,624	38,099	145,723	76,420
301494	Professor	Anchorage	FT		United Academics BU	35.4%	177,497	62,834	240,331	126,034
301496	Assistant Professor	Anchorage	FT		United Academics BU	35.4%	103,472	36,629	140,101	40,409
301498	Associate Professor	Anchorage	FT		United Academics BU	35.4%	102,149	36,161	138,310	72,532
301500	Associate Professor	Anchorage	FT		United Academics BU	35.4%	108,460	38,395	146,855	77,013
301502	Administrative Professional 1	Anchorage	FT		APT - Exempt Employees	46.2%	69,652	32,179	101,831	53,402
301504	Fiscal Technician 4	Anchorage	FT		PERS - Classified	57.2%	59,440	34,000	93,440	49,001
301505	Assistant Professor	Anchorage	FT		United Academics BU	35.4%	96,548	34,178	130,726	23,994
301506	Assistant Professor	Anchorage	FT		United Academics BU	35.4%	112,130	39,694	151,824	63,695
301507	Student Svcs Professional 2	Anchorage	FT		PERS - Classified	57.2%	53,810	30,779	84,589	44,360
301509	Associate Professor	Anchorage	FT		United Academics BU	35.4%	76,688	27,148	103,836	54,453
301510	Student Svcs Professional 3	Anchorage	FT		APT - Exempt Employees	46.2%	73,944	34,162	108,106	56,693
301514	Student Svcs Professional 2	Anchorage	PT		PERS - Classified	57.2%	55,475	31,732	87,207	45,733
301516	Student Svcs Professional 3	Anchorage	FT		APT - Exempt Employees	46.2%	71,032	32,817	103,849	54,460
301517	Research Professional 3	Anchorage	FT		APT - Exempt Employees	46.2%	81,702	37,746	119,448	62,641
301518	Human Resources Technician 3	Anchorage	FT		PERS - Classified	57.2%	54,878	31,390	86,268	45,241
301520	Student Svcs Professional 2	Anchorage	FT		PERS - Classified	57.2%	53,812	30,780	84,592	44,362
301521	Human Resources Technician 3	Anchorage	FT		PERS - Classified	57.2%	54,330	31,077	85,407	44,789
301524	Associate Vice Chancellor	Anchorage	FT		Sr. Administrator	30.5%	168,771	51,475	220,246	115,501
301525	Fiscal Manager 3	Anchorage	FT		APT - Exempt Employees	46.2%	89,337	41,274	130,611	68,495
301536	Professor	Anchorage	FT		United Academics BU	35.4%	95,145	33,681	128,826	67,559
301538	Communications Specialist 5	Anchorage	FT		APT - Exempt Employees	46.2%	66,914	30,914	97,828	51,303
301544	Communications Specialist 4	Anchorage	FT		APT - Exempt Employees	46.2%	62,425	28,840	91,265	47,861
301554	Admin Specialist 2	Anchorage	FT		PERS - Classified	57.2%	71,038	40,634	111,672	58,563
301568	Assistant Professor	Anchorage	FT		United Academics BU	35.4%	67,954	24,056	92,010	48,252
301574	Associate Professor	Anchorage	FT		United Academics BU	35.4%	147,476	52,207	199,683	104,717

Personal Services Expenditure Detail
University of Alaska

Component: Anchorage Campus (753)
RDU: University of Alaska Anchorage (235)

Notes:

1. If a position is split, an asterisk (*) will appear in the Split/Count column. If the split position is also counted in the component, two asterisks (**) will appear in the column.
2. "Pool" PCN refers to UA temporary positions, such as adjunct faculty; student employees; and other non-permanent staff. Multiple incumbents may share the same labor pool position number and pooled budget.

PCN	Job Class Title	Location	Time Status	Split/ Count	Employee Class	Benefit Rate	Annual Budgeted	Annual Benefits	Total Costs	UGF Estimate
							Salary			
301583	Fiscal Manager 3	Anchorage	FT		APT - Exempt Employees	46.2%	85,009	39,274	124,283	65,176
301588	Administrative Professional 1	Anchorage	FT		APT - Exempt Employees	46.2%	73,234	33,834	107,068	56,148
301592	IS Net Technician 7	Anchorage	FT		PERS - Classified	57.2%	61,871	35,390	97,261	51,006
301600	Fiscal Professional 1	Anchorage	FT		PERS - Classified	57.2%	88,483	50,612	139,095	72,944
301604	Assistant Professor	Anchorage	FT		United Academics BU	35.4%	66,117	23,405	89,522	46,947
301612	Associate Professor	Anchorage	FT		United Academics BU	35.4%	108,467	38,397	146,864	77,018
301618	Professor	Anchorage	FT		United Academics BU	35.4%	117,894	41,734	159,628	83,712
301620	Assistant Professor	Anchorage	FT		United Academics BU	35.4%	89,496	31,682	121,178	63,548
301624	Assistant Professor	Anchorage	FT		United Academics BU	35.4%	88,953	31,489	120,442	63,162
301626	Associate Professor	Anchorage	FT		United Academics BU	35.4%	117,895	41,735	159,630	50,228
301628	Assistant Professor	Anchorage	FT		United Academics BU	35.4%	92,243	32,654	124,897	65,498
301634	Associate Professor	Anchorage	FT		United Academics BU	35.4%	88,156	31,207	119,363	62,596
301636	Assistant Professor	Anchorage	FT		United Academics BU	35.4%	88,569	31,353	119,922	62,890
301638	Assistant Professor	Anchorage	FT		United Academics BU	35.4%	73,554	26,038	99,592	52,228
301642	Assistant Professor	Anchorage	FT		United Academics BU	35.4%	97,635	34,563	132,198	69,327
301644	Admin Specialist 2	Anchorage	FT		PERS - Classified	57.2%	52,746	30,171	82,917	43,483
301650	Physical Health Provider 2	Anchorage	FT		PERS - Classified	57.2%	43,269	24,750	68,019	35,670
301654	Assistant Professor	Anchorage	FT		United Academics BU	35.4%	107,624	38,099	145,723	76,420
301656	Admin Generalist 4	Anchorage	FT		PERS - Classified	57.2%	52,213	29,866	82,079	43,044
301658	Professor	Anchorage	FT		United Academics BU	35.4%	110,557	39,137	149,694	78,502
301662	Assistant Professor	Anchorage	FT		United Academics BU	35.4%	82,173	29,089	111,262	58,348
301664	Professor	Anchorage	FT		United Academics BU	35.4%	98,705	34,942	133,647	70,087
301668	Administrative Professional 2	Anchorage	FT		APT - Exempt Employees	46.2%	75,452	34,859	110,311	57,849
301674	Instructional Designer 3	Anchorage	FT		APT - Exempt Employees	46.2%	89,331	41,271	130,602	68,490
301678	Assistant Professor	Anchorage	FT		United Academics BU	35.4%	95,061	33,652	128,713	67,499
301682	Assistant Professor	Anchorage	FT		United Academics BU	35.4%	73,414	25,989	99,403	52,129
301686	Professor	Anchorage	FT		United Academics BU	35.4%	123,692	43,787	167,479	87,829
301690	Administrative Professional 2	Anchorage	FT		APT - Exempt Employees	46.2%	93,933	43,397	137,330	72,018
301692	Associate Professor	Anchorage	FT		United Academics BU	35.4%	168,948	59,808	228,756	119,964
301694	Professor	Anchorage	FT		United Academics BU	35.4%	106,564	37,724	144,288	75,667
301696	Associate Professor	Anchorage	FT		United Academics BU	35.4%	108,888	38,546	147,434	77,317
301697	Professor	Anchorage	FT		United Academics BU	35.4%	142,163	50,326	192,489	100,945
301698	Associate Professor	Anchorage	FT		United Academics BU	35.4%	108,460	38,395	146,855	77,013
301699	Administrative Professional 1	Anchorage	FT		APT - Exempt Employees	46.2%	67,621	31,241	98,862	51,845

Personal Services Expenditure Detail
University of Alaska

Component: Anchorage Campus (753)
RDU: University of Alaska Anchorage (235)

Notes:

1. If a position is split, an asterisk (*) will appear in the Split/Count column. If the split position is also counted in the component, two asterisks (**) will appear in the column.
2. "Pool" PCN refers to UA temporary positions, such as adjunct faculty; student employees; and other non-permanent staff. Multiple incumbents may share the same labor pool position number and pooled budget.

PCN	Job Class Title	Location	Time Status	Split/ Count	Employee Class	Benefit Rate	Annual	Annual Benefits	Total Costs	UGF Estimate
							Budgeted Salary			
301702	Admin Generalist 3	Anchorage	FT		PERS - Classified	57.2%	54,323	31,073	85,396	44,783
301703	Admin Generalist 4	Anchorage	FT		PERS - Classified	57.2%	55,944	32,000	87,944	46,119
301705	Assistant Professor	Anchorage	FT		United Academics BU	35.4%	93,013	32,927	125,940	66,045
301706	Professor	Anchorage	PT		United Academics BU	35.4%	129,487	45,838	175,325	91,944
301707	IS Net Technician 7	Anchorage	FT		PERS - Classified	57.2%	66,923	38,280	105,203	55,170
301708	Assistant Professor	Anchorage	FT		United Academics BU	35.4%	76,688	27,148	103,836	54,453
301709	Assistant Professor	Anchorage	FT		United Academics BU	35.4%	91,912	32,537	124,449	53,515
301711	Assistant Professor	Anchorage	FT		United Academics BU	35.4%	81,357	28,800	110,157	57,769
301714	Professor	Anchorage	FT		United Academics BU	35.4%	141,607	50,129	191,736	100,550
301719	Assistant Professor	Anchorage	FT		United Academics BU	35.4%	71,747	25,398	97,145	50,945
301720	Professor	Anchorage	FT		United Academics BU	35.4%	100,161	35,457	135,618	71,121
301721	Professor	Anchorage	FT		United Academics BU	35.4%	100,162	35,457	135,619	71,121
301722	Dean (Academic)	Anchorage	FT		Sr. Administrator	30.5%	188,234	57,411	245,645	128,821
301723	Associate Professor	Anchorage	FT		United Academics BU	35.4%	118,326	41,887	160,213	84,019
301726	Fiscal Professional 3	Anchorage	FT		APT - Exempt Employees	46.2%	68,994	31,875	100,869	52,898
301730	Student Svcs Professional 3	Anchorage	FT		APT - Exempt Employees	46.2%	60,590	27,993	88,583	46,454
301732	Communications Specialist 3	Anchorage	FT		PERS - Classified	57.2%	58,844	33,659	92,503	48,510
301733	Associate Professor	Anchorage	PT		United Academics BU	35.4%	96,905	34,304	131,209	50,231
301734	Development 4	Anchorage	FT		APT - Exempt Employees	46.2%	82,552	38,139	120,691	63,293
301738	Admin Specialist 2	Anchorage	FT		PERS - Classified	57.2%	61,871	35,390	97,261	51,006
301740	Administrative Professional 1	Anchorage	FT		APT - Exempt Employees	46.2%	58,843	27,185	86,028	45,115
301744	Development 4	Anchorage	FT		APT - Exempt Employees	46.2%	103,770	47,942	151,712	79,560
301748	Fiscal Manager 4	Anchorage	FT		APT - Exempt Employees	46.2%	162,373	75,016	237,389	124,491
301749	Administrative Professional 2	Anchorage	FT		APT - Exempt Employees	46.2%	78,480	36,258	114,738	60,171
301750	Director (Academic-Faculty)	Anchorage	FT		Non-Represented Faculty	30.5%	115,448	35,212	150,660	11,851
301751	IS Consultant 2A	Anchorage	FT		PERS - Classified	57.2%	54,878	31,390	86,268	45,241
301753	Fac Svcs-MO&U Supervisor 6	Anchorage	FT		APT - Exempt Employees	46.2%	133,079	61,482	194,561	102,032
301757	Proc/ Cont Svcs Professional 1	Anchorage	FT		APT - Exempt Employees	46.2%	56,562	26,132	82,694	39,030
301759	Administrative Management 4	Anchorage	FT		APT - Exempt Employees	46.2%	106,898	49,387	156,285	81,959
301760	Professor	Anchorage	FT		United Academics BU	35.4%	91,735	32,474	124,209	65,138
301762	IS Consultant 2A	Anchorage	FT		PERS - Classified	57.2%	62,421	35,705	98,126	51,459
301763	Administrative Professional 4	Anchorage	FT		APT - Exempt Employees	46.2%	84,193	38,897	123,090	64,551
301764	IS Consultant 2A	Anchorage	FT		PERS - Classified	57.2%	55,952	32,005	87,957	46,126
301768	Assistant Professor	Anchorage	FT		United Academics BU	35.4%	83,692	29,627	113,319	59,427

Personal Services Expenditure Detail
University of Alaska

Component: Anchorage Campus (753)
RDU: University of Alaska Anchorage (235)

Notes:

1. If a position is split, an asterisk (*) will appear in the Split/Count column. If the split position is also counted in the component, two asterisks (**) will appear in the column.
2. "Pool" PCN refers to UA temporary positions, such as adjunct faculty; student employees; and other non-permanent staff. Multiple incumbents may share the same labor pool position number and pooled budget.

PCN	Job Class Title	Location	Time Status	Split/ Count	Employee Class	Benefit Rate	Annual Budgeted	Annual	Total	UGF
							Salary	Benefits	Costs	Estimate
301770	Assistant Professor	Anchorage	FT		United Academics BU	35.4%	83,692	29,627	113,319	59,427
301776	Assistant Professor	Anchorage	FT		United Academics BU	35.4%	98,610	34,908	133,518	70,019
301778	Admin Specialist 2	Anchorage	FT		PERS - Classified	57.2%	52,746	30,171	82,917	43,483
302030	Student Svcs Professional 2	Anchorage	FT		PERS - Classified	57.2%	53,812	30,780	84,592	44,362
302165	Administrative Management 3	Anchorage	FT		APT - Exempt Employees	46.2%	81,703	37,747	119,450	0
302190	Director (Admin)	Anchorage	FT		Sr. Administrator	30.5%	168,168	51,291	219,459	115,088
303002	Fiscal Technician 3	Anchorage	FT		PERS - Classified	57.2%	63,086	36,085	99,171	52,007
303020	Admin Specialist 3	Anchorage	FT		APT - Exempt Employees	46.2%	73,237	33,835	107,072	56,151
303045	Research Professional 1	Anchorage	FT		PERS - Classified	57.2%	28,846	16,500	45,346	23,780
303080	Term Asst Professor	Anchorage	FT		United Academics BU	35.4%	76,878	27,215	104,093	27,295
303091	Communications Specialist 2	Anchorage	FT		PERS - Classified	57.2%	63,086	36,085	99,171	52,007
303101	IS Manager 3	Anchorage	FT		APT - Exempt Employees	46.2%	115,789	53,495	169,284	88,775
303105	Research Professional 5	Anchorage	FT		APT - Exempt Employees	46.2%	84,195	38,898	123,093	32,275
303110	Fiscal Technician 3	Anchorage	FT		PERS - Classified	57.2%	55,944	32,000	87,944	46,119
303130	Associate Professor	Anchorage	FT		United Academics BU	35.4%	150,949	53,436	204,385	107,183
303135	Administrative Professional 3	Anchorage	FT		APT - Exempt Employees	46.2%	118,061	54,544	172,605	90,517
303145	Professor	Anchorage	FT		United Academics BU	35.4%	127,026	44,967	171,993	90,196
303165	Physical Health Provider 5	Anchorage	FT		APT - Exempt Employees	46.2%	97,250	44,930	142,180	0
303183	Professor	Anchorage	FT		United Academics BU	35.4%	107,624	38,099	145,723	61,136
303192	Fiscal Professional 1	Anchorage	FT		PERS - Classified	57.2%	61,252	35,036	96,288	50,495
303212	Senior Administrator Director	Anchorage	FT		Sr. Administrator	30.5%	204,984	62,520	267,504	140,284
303213	Admin Specialist 2	Anchorage	FT		PERS - Classified	57.2%	66,924	38,281	105,205	55,171
303215	Associate Professor	Anchorage	FT		United Academics BU	35.4%	91,622	32,434	124,056	32,529
303222	Communications Specialist 4	Anchorage	FT		APT - Exempt Employees	46.2%	67,627	31,244	98,871	51,850
303227	Associate Professor	Anchorage	FT		United Academics BU	35.4%	103,423	36,612	140,035	73,437
303228	Administrative Management 1	Anchorage	FT		APT - Exempt Employees	46.2%	73,237	33,835	107,072	56,151
303230	Director (Academic-Faculty)	Anchorage	FT		Non-Represented Faculty	30.5%	145,514	44,382	189,896	69,709
303231	Student Svcs Professional 3	Anchorage	FT		APT - Exempt Employees	46.2%	75,451	34,858	110,309	57,848
303243	Risk Management 4	Anchorage	FT		APT - Exempt Employees	46.2%	91,164	42,118	133,282	69,895
304036	Professor	Anchorage	PT		United Academics BU	35.4%	107,936	38,209	146,145	76,641
304045	Director (Academic-Faculty)	Anchorage	FT		Non-Represented Faculty	30.5%	149,739	45,670	195,409	102,476
304056	Research Professional 5	Anchorage	FT		APT - Exempt Employees	46.2%	113,485	52,430	165,915	43,505
304065	Associate Professor	Anchorage	FT		United Academics BU	35.4%	90,552	32,055	122,607	64,298
304072	Assistant Professor	Anchorage	FT		United Academics BU	35.4%	83,692	29,627	113,319	59,427

Personal Services Expenditure Detail
University of Alaska

Component: Anchorage Campus (753)
RDU: University of Alaska Anchorage (235)

Notes:

1. If a position is split, an asterisk (*) will appear in the Split/Count column. If the split position is also counted in the component, two asterisks (**) will appear in the column.
2. "Pool" PCN refers to UA temporary positions, such as adjunct faculty; student employees; and other non-permanent staff. Multiple incumbents may share the same labor pool position number and pooled budget.

PCN	Job Class Title	Location	Time Status	Split/ Count	Employee Class	Benefit Rate	Annual Budgeted	Annual Benefits	Total Costs	UGF Estimate
							Salary			
304075	Admin Generalist 4	Anchorage	FT		PERS - Classified	57.2%	55,474	31,731	87,205	45,732
304105	Student Svcs Professional 2	Anchorage	FT		PERS - Classified	57.2%	53,269	30,470	83,739	43,914
304120	Administrative Management 3	Anchorage	FT		APT - Exempt Employees	46.2%	73,944	34,162	108,106	56,693
304125	Environmental Health/Safety 3	Anchorage	FT		APT - Exempt Employees	46.2%	84,198	38,899	123,097	64,555
304160	Admin Specialist 2	Anchorage	FT		PERS - Classified	57.2%	89,331	51,097	140,428	73,643
304171	Admin Specialist 3	Anchorage	FT		APT - Exempt Employees	46.2%	58,844	27,186	86,030	45,116
304172	Admin Generalist 4	Anchorage	FT		PERS - Classified	57.2%	49,185	28,134	77,319	40,547
304752	Associate Professor	Anchorage	FT		United Academics BU	35.4%	92,929	32,897	125,826	65,985
305010	Professor	Anchorage	FT		United Academics BU	35.4%	131,997	46,727	178,724	93,726
305015	Library Technician 3	Anchorage	FT		PERS - Classified	57.2%	42,789	24,475	67,264	35,275
305025	Professor	Anchorage	FT		United Academics BU	35.4%	137,093	48,531	185,624	97,345
305040	Associate Professor	Anchorage	FT		United Academics BU	35.4%	101,192	35,822	137,014	71,853
305075	Associate Professor	Anchorage	FT		United Academics BU	35.4%	98,010	34,696	132,706	69,593
305085	Assistant Professor	Anchorage	FT		United Academics BU	35.4%	92,685	32,810	125,495	65,812
305090	Library Technician 4	Anchorage	FT		PERS - Classified	57.2%	54,330	31,077	85,407	44,789
305100	Library Technician 3	Anchorage	FT		PERS - Classified	57.2%	61,252	35,036	96,288	50,495
305140	Professor	Anchorage	FT		United Academics BU	35.4%	123,933	43,872	167,805	88,000
305160	Library Technician 2	Anchorage	FT		PERS - Classified	57.2%	38,333	21,926	60,259	31,601
305165	Dean (Academic)	Anchorage	FT		Sr. Administrator	30.5%	200,728	61,222	261,950	137,371
305175	Student Svcs Professional 2	Anchorage	PT		PERS - Classified	57.2%	53,812	30,780	84,592	44,362
305185	Dean (Academic)	Anchorage	FT		Sr. Administrator	30.5%	227,847	69,493	297,340	155,931
305210	Administrative Management 3	Anchorage	FT		APT - Exempt Employees	46.2%	81,698	37,744	119,442	62,638
305220	IS Manager 4	Anchorage	FT		APT - Exempt Employees	46.2%	146,996	67,912	214,908	112,702
305240	Fiscal Professional 2	Anchorage	FT		APT - Exempt Employees	46.2%	64,982	30,022	95,004	49,822
305254	Administrative Management 4	Anchorage	FT		APT - Exempt Employees	46.2%	120,453	55,649	176,102	92,351
305259	Associate Professor	Anchorage	FT		United Academics BU	35.4%	120,287	42,582	162,869	85,411
305266	Human Resources Technician 4	Anchorage	FT		PERS - Classified	57.2%	80,890	46,269	127,159	66,685
305268	Fiscal Technician 4	Anchorage	FT		PERS - Classified	57.2%	60,590	34,657	95,247	49,950
305272	Admin Generalist 4	Anchorage	FT		PERS - Classified	57.2%	51,709	29,578	81,287	42,628
305273	Admin Specialist 2	Anchorage	FT		PERS - Classified	57.2%	67,628	38,683	106,311	55,752
305276	Provost	Anchorage	FT		Officer	30.5%	230,131	70,190	300,321	157,494
305279	Safety Svcs-Police 1	Anchorage	FT		PERS - Classified	57.2%	73,237	41,892	115,129	60,376
305281	Associate Professor	Anchorage	FT		United Academics BU	35.4%	106,538	37,714	144,252	75,649
305286	IS Professional 3A	Anchorage	FT		APT - Exempt Employees	46.2%	95,784	44,252	140,036	73,438

Personal Services Expenditure Detail
University of Alaska

Component: Anchorage Campus (753)
RDU: University of Alaska Anchorage (235)

Notes:

1. If a position is split, an asterisk (*) will appear in the Split/Count column. If the split position is also counted in the component, two asterisks (**) will appear in the column.
2. "Pool" PCN refers to UA temporary positions, such as adjunct faculty; student employees; and other non-permanent staff. Multiple incumbents may share the same labor pool position number and pooled budget.

PCN	Job Class Title	Location	Time Status	Split/ Count	Employee Class	Benefit Rate	Annual Budgeted	Annual	Total	UGF
							Salary	Benefits	Costs	Estimate
305289	IS Consultant 3A	Anchorage	FT		APT - Exempt Employees	46.2%	68,307	31,558	99,865	52,371
305292	Admin Specialist 3	Anchorage	FT		APT - Exempt Employees	46.2%	71,760	33,153	104,913	55,018
305296	IS Consultant 2A	Anchorage	FT		PERS - Classified	57.2%	57,692	33,000	90,692	47,560
305297	IS Professional 3A	Anchorage	FT		APT - Exempt Employees	46.2%	92,081	42,541	134,622	70,598
305298	IS Consultant 5A	Anchorage	FT		APT - Exempt Employees	46.2%	93,933	43,397	137,330	72,018
305307	Administrative Professional 3	Anchorage	FT		APT - Exempt Employees	46.2%	76,284	35,243	111,527	58,487
305309	Fiscal Professional 2	Anchorage	FT		APT - Exempt Employees	46.2%	64,365	29,737	94,102	49,349
305310	IS Manager 4	Anchorage	FT		APT - Exempt Employees	46.2%	157,599	72,811	230,410	120,831
305311	IS Professional 5A	Anchorage	FT		APT - Exempt Employees	46.2%	110,115	50,873	160,988	84,425
305318	Library Technician 3	Anchorage	FT		PERS - Classified	57.2%	44,516	25,463	69,979	36,698
305319	Communications Specialist 4	Anchorage	FT		APT - Exempt Employees	46.2%	61,872	28,585	90,457	47,437
305320	IS Professional 3A	Anchorage	FT		APT - Exempt Employees	46.2%	91,166	42,119	133,285	69,897
305322	Academic Administrator	Anchorage	FT		Non-Represented Faculty	30.5%	153,142	46,708	199,850	104,805
305324	Assistant Professor	Anchorage	FT		United Academics BU	35.4%	85,403	30,233	115,636	44,268
305331	Library Technician 2	Anchorage	FT		PERS - Classified	57.2%	38,781	22,183	60,964	31,971
305332	Library Technician 4	Anchorage	FT		PERS - Classified	57.2%	77,754	44,475	122,229	0
305334	Administrative Professional 4	Anchorage	FT		APT - Exempt Employees	46.2%	95,791	44,255	140,046	73,443
305505	Admin Specialist 2	Anchorage	FT		PERS - Classified	57.2%	54,323	31,073	85,396	44,783
305545	Assistant Professor	Anchorage	FT		United Academics BU	35.4%	76,176	26,966	103,142	54,090
305690	IS Professional 5A	Anchorage	FT		APT - Exempt Employees	46.2%	114,608	52,949	167,557	87,870
305700	IS Net Technician 7	Anchorage	FT		PERS - Classified	57.2%	69,659	39,845	109,504	57,426
305709	Student Svcs Technician 3	Anchorage	FT		PERS - Classified	57.2%	57,699	33,004	90,703	47,566
305710	Associate Professor	Anchorage	FT		United Academics BU	35.4%	96,574	34,187	130,761	68,574
305712	Library Technician 4	Anchorage	FT		PERS - Classified	57.2%	56,555	32,349	88,904	46,623
305713	Assistant Professor	Anchorage	FT		United Academics BU	35.4%	88,171	31,213	119,384	62,607
305715	Professor	Anchorage	FT		United Academics BU	35.4%	136,219	48,222	184,441	96,724
305716	Human Resources Technician 3	Anchorage	FT		PERS - Classified	57.2%	54,330	31,077	85,407	44,789
305717	IS Consultant 3A	Anchorage	FT		APT - Exempt Employees	46.2%	64,355	29,732	94,087	49,341
305718	Dean (Academic)	Anchorage	FT		Sr. Administrator	30.5%	151,902	46,330	198,232	103,957
305720	Student Services Manager 2B	Anchorage	FT		APT - Exempt Employees	46.2%	80,099	37,006	117,105	46,059
305726	Associate Professor	Anchorage	FT		United Academics BU	35.4%	124,030	43,907	167,937	88,069
305731	Admin Specialist 3	Anchorage	FT		APT - Exempt Employees	46.2%	61,253	28,299	89,552	46,963
305733	Communications Specialist 3	Anchorage	FT		PERS - Classified	57.2%	57,116	32,670	89,786	47,086
305734	Research Technician 4	Anchorage	FT		PERS - Classified	57.2%	101,504	58,060	159,564	83,678

Personal Services Expenditure Detail
University of Alaska

Component: Anchorage Campus (753)
RDU: University of Alaska Anchorage (235)

Notes:

1. If a position is split, an asterisk (*) will appear in the Split/Count column. If the split position is also counted in the component, two asterisks (**) will appear in the column.
2. "Pool" PCN refers to UA temporary positions, such as adjunct faculty; student employees; and other non-permanent staff. Multiple incumbents may share the same labor pool position number and pooled budget.

PCN	Job Class Title	Location	Time Status	Split/ Count	Employee Class	Benefit Rate	Annual Budgeted	Annual Benefits	Total Costs	UGF Estimate
							Salary			
305735	Professor	Anchorage	FT		United Academics BU	35.4%	121,972	43,178	165,150	86,608
305736	Associate Professor	Anchorage	FT		United Academics BU	35.4%	96,580	34,189	130,769	68,578
305737	Associate Professor	Anchorage	FT		United Academics BU	35.4%	96,574	34,187	130,761	68,574
305741	Assistant Professor	Anchorage	FT		United Academics BU	35.4%	92,685	32,810	125,495	65,812
305743	Vice Chancellor (Academic)	Anchorage	FT		Sr. Administrator	30.5%	213,699	65,178	278,877	146,248
305744	Admin Generalist 4	Anchorage	FT		PERS - Classified	57.2%	50,713	29,008	79,721	41,807
305745	IS Consultant 4A	Anchorage	FT		APT - Exempt Employees	46.2%	76,176	35,193	111,369	58,404
305747	IS Professional 5A	Anchorage	FT		APT - Exempt Employees	46.2%	96,771	44,708	141,479	74,194
305752	Fiscal Professional 2	Anchorage	FT		APT - Exempt Employees	46.2%	68,992	31,874	100,866	52,896
305753	Student Svcs Professional 2	Anchorage	FT		PERS - Classified	57.2%	60,029	34,337	94,366	49,487
305760	Professor	Anchorage	FT		United Academics BU	35.4%	120,772	42,753	163,525	85,756
305763	Administrative Professional 2	Anchorage	FT		APT - Exempt Employees	46.2%	97,760	45,165	142,925	74,953
305770	Research Professional 2	Anchorage	FT		APT - Exempt Employees	46.2%	60,037	27,737	87,774	46,030
305773	Library Technician 2	Anchorage	FT		PERS - Classified	57.2%	39,582	22,641	62,223	32,631
305774	Library Technician 2	Anchorage	FT		PERS - Classified	57.2%	39,582	22,641	62,223	32,631
306040	Safety Svcs-Police 1	Anchorage	FT		PERS - Classified	57.2%	73,235	41,890	115,125	603
306080	Administrative Management 5	Anchorage	FT		APT - Exempt Employees	46.2%	131,758	60,872	192,630	101,019
306100	Student Svcs Technician 3	Anchorage	FT		PERS - Classified	57.2%	49,185	28,134	77,319	40,547
306102	Student Svcs Technician 3	Anchorage	FT		PERS - Classified	57.2%	49,185	28,134	77,319	40,547
306104	Administrative Management 5	Anchorage	FT		APT - Exempt Employees	46.2%	138,470	63,973	202,443	0
306106	Admin Specialist 1	Anchorage	FT		PERS - Classified	57.2%	50,720	29,012	79,732	41,813
306110	Stu Svcs Profess 3 (NonExempt)	Anchorage	PT		PERS - Classified	57.2%	23,304	13,330	36,634	19,211
306125	Student Services Technician 4	Anchorage	FT		PERS - Classified	57.2%	52,746	30,171	82,917	43,483
306130	Fiscal Manager 2	Anchorage	FT		APT - Exempt Employees	46.2%	71,763	33,155	104,918	55,021
306145	Student Svcs Technician 3	Anchorage	FT		PERS - Classified	57.2%	49,185	28,134	77,319	40,547
306170	Athletics Facs, Ops & Pgms 5	Anchorage	FT		APT - Exempt Employees	46.2%	76,170	35,191	111,361	58,400
306175	Athletics Facs, Ops & Pgms 3	Anchorage	FT		APT - Exempt Employees	46.2%	52,746	24,369	77,115	40,440
306180	Admin Specialist 3	Anchorage	FT		APT - Exempt Employees	46.2%	72,488	33,489	105,977	55,577
306192	Communications Specialist 2	Anchorage	FT		PERS - Classified	57.2%	61,880	35,395	97,275	51,013
306210	Administrative Management 3	Anchorage	FT		APT - Exempt Employees	46.2%	102,003	47,125	149,128	78,206
306240	Fiscal Manager 3	Anchorage	FT		APT - Exempt Employees	46.2%	105,810	48,884	154,694	81,125
306245	Athletics Coach 3	Anchorage	FT		APT - Exempt Employees	46.2%	69,652	32,179	101,831	53,402
306250	Communications Specialist 4	Anchorage	FT		APT - Exempt Employees	46.2%	71,032	32,817	103,849	54,460
306270	Fiscal Technician 2	Anchorage	FT		PERS - Classified	57.2%	50,710	29,006	79,716	41,805

Personal Services Expenditure Detail
University of Alaska

Component: Anchorage Campus (753)
RDU: University of Alaska Anchorage (235)

Notes:

1. If a position is split, an asterisk (*) will appear in the Split/Count column. If the split position is also counted in the component, two asterisks (**) will appear in the column.
2. "Pool" PCN refers to UA temporary positions, such as adjunct faculty; student employees; and other non-permanent staff. Multiple incumbents may share the same labor pool position number and pooled budget.

PCN	Job Class Title	Location	Time Status	Split/ Count	Employee Class	Benefit Rate	Annual	Annual Benefits	Total Costs	UGF Estimate
							Budgeted Salary			
306275	Athletics Coach 3	Anchorage	FT		APT - Exempt Employees	46.2%	120,453	55,649	176,102	92,351
306280	Admin Generalist 3	Anchorage	FT		PERS - Classified	57.2%	47,266	27,036	74,302	38,965
306285	Administrative Management 3	Anchorage	FT		APT - Exempt Employees	46.2%	78,479	36,257	114,736	60,170
306290	Athletics Coach 3	Anchorage	FT		APT - Exempt Employees	46.2%	80,101	37,007	117,108	61,413
306295	Athletics Coach 3	Anchorage	FT		APT - Exempt Employees	46.2%	78,480	36,258	114,738	60,171
306310	Student Svcs Manager 3	Anchorage	FT		APT - Exempt Employees	46.2%	113,486	52,431	165,917	87,010
306313	Admin Generalist 4	Anchorage	FT		PERS - Classified	57.2%	49,185	28,134	77,319	40,547
306316	Student Svcs Technician 3	Anchorage	FT		PERS - Classified	57.2%	49,185	28,134	77,319	40,547
306318	Student Svcs Professional 2	Anchorage	FT		PERS - Classified	57.2%	53,812	30,780	84,592	44,362
306320	Student Svcs Professional 3	Anchorage	FT		APT - Exempt Employees	46.2%	60,038	27,738	87,776	23,016
306321	Student Svcs Professional 2	Anchorage	FT		PERS - Classified	57.2%	55,475	31,732	87,207	45,733
306329	Student Svcs Manager 2	Anchorage	FT		APT - Exempt Employees	46.2%	82,551	38,139	120,690	63,292
306330	Student Svcs Professional 3	Anchorage	FT		APT - Exempt Employees	46.2%	61,871	28,584	90,455	47,436
306331	Communications Specialist 3	Anchorage	FT		PERS - Classified	57.2%	55,475	31,732	87,207	45,733
306335	Student Svcs Manager 3	Anchorage	FT		APT - Exempt Employees	46.2%	112,356	51,908	164,264	86,143
306338	Student Svcs Manager 2	Anchorage	FT		APT - Exempt Employees	46.2%	82,552	38,139	120,691	63,293
306340	Fiscal Manager 1	Anchorage	FT		APT - Exempt Employees	46.2%	68,992	31,874	100,866	52,896
306344	Student Svcs Technician 3	Anchorage	FT		PERS - Classified	57.2%	50,720	29,012	79,732	41,813
306348	Admin Specialist 2	Anchorage	FT		PERS - Classified	57.2%	55,475	31,732	87,207	45,733
306349	Student Svcs Technician 3	Anchorage	FT		PERS - Classified	57.2%	49,185	28,134	77,319	40,547
306351	Student Svcs Technician 3	Anchorage	FT		PERS - Classified	57.2%	49,185	28,134	77,319	40,547
306352	Student Svcs Professional 4	Anchorage	FT		APT - Exempt Employees	46.2%	74,684	34,504	109,188	57,260
306353	Student Svcs Professional 2	Anchorage	FT		PERS - Classified	57.2%	52,746	30,171	82,917	43,483
306355	Fiscal Professional 2	Anchorage	FT		APT - Exempt Employees	46.2%	67,627	31,244	98,871	51,850
306357	Student Svcs Professional 4	Anchorage	FT		APT - Exempt Employees	46.2%	70,335	32,495	102,830	53,926
306361	Student Svcs Professional 2	Anchorage	FT		PERS - Classified	57.2%	54,870	31,386	86,256	45,234
306364	Administrative Management 2	Anchorage	FT		APT - Exempt Employees	46.2%	116,896	54,006	170,902	89,624
306365	Admin Generalist 3	Anchorage	FT		PERS - Classified	57.2%	50,190	28,709	78,899	41,376
306367	Assistant Professor	Anchorage	FT		United Academics BU	35.4%	83,692	29,627	113,319	59,427
306368	Athletics Coach 3	Anchorage	FT		APT - Exempt Employees	46.2%	148,616	68,661	217,277	113,944
306369	Athletics Coach 3	Anchorage	FT		APT - Exempt Employees	46.2%	84,195	38,898	123,093	64,552
306370	Student Svcs Manager 2	Anchorage	FT		APT - Exempt Employees	46.2%	83,340	38,503	121,843	63,897
306371	Training & Development 2	Anchorage	FT		PERS - Classified	57.2%	111,589	63,829	175,418	91,992
306372	Athletics Coach 3	Anchorage	FT		APT - Exempt Employees	46.2%	148,616	68,661	217,277	113,944

Personal Services Expenditure Detail
University of Alaska

Component: Anchorage Campus (753)
RDU: University of Alaska Anchorage (235)

Notes:

1. If a position is split, an asterisk (*) will appear in the Split/Count column. If the split position is also counted in the component, two asterisks (**) will appear in the column.
2. "Pool" PCN refers to UA temporary positions, such as adjunct faculty; student employees; and other non-permanent staff. Multiple incumbents may share the same labor pool position number and pooled budget.

PCN	Job Class Title	Location	Time Status	Split/ Count	Employee Class	Benefit Rate	Annual	Annual Benefits	Total Costs	UGF Estimate
							Budgeted Salary			
306375	Fiscal Professional 3	Anchorage	FT		APT - Exempt Employees	46.2%	79,227	36,603	115,830	60,743
306379	Admin Specialist 1	Anchorage	FT		PERS - Classified	57.2%	57,692	33,000	90,692	47,560
306380	Student Svcs Professional 2	Anchorage	FT		PERS - Classified	57.2%	53,812	30,780	84,592	44,362
306381	Student Svcs Manager 2	Anchorage	FT		APT - Exempt Employees	46.2%	69,652	32,179	101,831	53,402
306383	Administrative Management 5	Anchorage	FT		APT - Exempt Employees	46.2%	145,559	67,248	212,807	24,552
306384	Student Svcs Professional 4	Anchorage	FT		APT - Exempt Employees	46.2%	68,309	31,559	99,868	52,372
306387	Admin Specialist 3	Anchorage	FT		APT - Exempt Employees	46.2%	57,692	26,654	84,346	44,232
306388	Student Svcs Professional 4	Anchorage	FT		APT - Exempt Employees	46.2%	67,627	31,244	98,871	51,850
306389	Student Svcs Technician 3	Anchorage	FT		PERS - Classified	57.2%	48,268	27,609	75,877	39,791
306391	Fiscal Technician 3	Anchorage	FT		PERS - Classified	57.2%	48,268	27,609	75,877	39,791
306392	Admin Specialist 3	Anchorage	FT		APT - Exempt Employees	46.2%	66,305	30,633	96,938	0
306394	Student Svcs Manager 3	Anchorage	FT		APT - Exempt Employees	46.2%	106,898	49,387	156,285	81,959
306395	Assistant Professor	Anchorage	PT		United Academics BU	35.4%	99,793	35,327	135,120	70,859
306396	Communications Specialist 2	Anchorage	FT		PERS - Classified	57.2%	53,269	30,470	83,739	43,914
306397	Administrative Professional 1	Anchorage	FT		APT - Exempt Employees	46.2%	88,483	40,879	129,362	67,840
306398	Student Svcs Professional 2	Anchorage	PT		PERS - Classified	57.2%	52,746	30,171	82,917	43,483
306399	Student Svcs Professional 4	Anchorage	FT		APT - Exempt Employees	46.2%	70,335	32,495	102,830	53,926
306400	Student Svcs Professional 2	Anchorage	FT		PERS - Classified	57.2%	52,746	30,171	82,917	43,483
306401	Admin Generalist 4	Anchorage	FT		PERS - Classified	57.2%	64,365	36,817	101,182	53,062
306402	IS Professional 3A	Anchorage	FT		APT - Exempt Employees	46.2%	84,193	38,897	123,090	64,551
306403	Student Svcs Technician 3	Anchorage	FT		PERS - Classified	57.2%	49,185	28,134	77,319	40,547
306404	Student Svcs Professional 3	Anchorage	FT		APT - Exempt Employees	46.2%	75,451	34,858	110,309	57,848
306405	Student Svcs Manager 1	Anchorage	FT		APT - Exempt Employees	46.2%	67,627	31,244	98,871	51,850
306406	Student Svcs Professional 4	Anchorage	FT		APT - Exempt Employees	46.2%	74,684	34,504	109,188	57,260
306407	Admin Generalist 4	Anchorage	FT		PERS - Classified	57.2%	50,187	28,707	78,894	41,373
306408	Student Svcs Professional 2	Anchorage	FT		PERS - Classified	57.2%	56,562	32,353	88,915	46,629
306409	Student Svcs Professional 4	Anchorage	FT		APT - Exempt Employees	46.2%	76,176	35,193	111,369	58,404
306410	Student Svcs Professional 4	Anchorage	FT		APT - Exempt Employees	46.2%	73,234	33,834	107,068	56,148
306412	Administrative Management 3	Anchorage	FT		APT - Exempt Employees	46.2%	110,115	50,873	160,988	84,425
306413	Student Svcs Professional 3	Anchorage	FT		APT - Exempt Employees	46.2%	58,843	27,185	86,028	45,115
306414	Vice Chancellor (Admin)	Anchorage	FT		Sr. Administrator	30.5%	196,656	59,980	256,636	134,585
306415	Stu Svcs Profess 2 (Exempt)	Anchorage	FT		APT - Exempt Employees	46.2%	57,692	26,654	84,346	44,232
306417	Student Svcs Manager 2	Anchorage	FT		APT - Exempt Employees	46.2%	85,856	39,665	125,521	65,826
306422	Admin Specialist 1	Anchorage	FT		PERS - Classified	57.2%	48,716	27,866	76,582	0

Personal Services Expenditure Detail
University of Alaska

Component: Anchorage Campus (753)
RDU: University of Alaska Anchorage (235)

Notes:

1. If a position is split, an asterisk (*) will appear in the Split/Count column. If the split position is also counted in the component, two asterisks (**) will appear in the column.
2. "Pool" PCN refers to UA temporary positions, such as adjunct faculty; student employees; and other non-permanent staff. Multiple incumbents may share the same labor pool position number and pooled budget.

PCN	Job Class Title	Location	Time Status	Split/ Count	Employee Class	Benefit Rate	Annual	Annual Benefits	Total Costs	UGF Estimate
							Budgeted Salary			
306424	Administrative Management 5	Anchorage	FT		APT - Exempt Employees	46.2%	131,758	60,872	192,630	101,019
306425	Student Svcs Professional 2	Anchorage	FT		PERS - Classified	57.2%	60,037	34,341	94,378	49,494
306427	Student Svcs Professional 4	Anchorage	FT		APT - Exempt Employees	46.2%	73,234	33,834	107,068	56,148
306575	Student Svcs Professional 3	Anchorage	FT		APT - Exempt Employees	46.2%	61,871	28,584	90,455	47,436
306640	Student Svcs Professional 1	Anchorage	FT		PERS - Classified	57.2%	53,812	30,780	84,592	44,362
306665	Safety Svcs-Emerg Dispatcher 1	Anchorage	FT		PERS - Classified	57.2%	48,268	27,609	75,877	39,791
306670	Admin Generalist 4	Anchorage	FT		PERS - Classified	57.2%	54,878	31,390	86,268	45,241
306685	Fiscal Professional 3	Anchorage	FT		APT - Exempt Employees	46.2%	72,488	33,489	105,977	55,577
306690	Student Svcs Professional 3	Anchorage	FT		APT - Exempt Employees	46.2%	58,843	27,185	86,028	45,115
306700	Admin Specialist 3	Anchorage	FT		APT - Exempt Employees	46.2%	60,037	27,737	87,774	46,030
306720	Safety Svcs-Police 1	Anchorage	FT		PERS - Classified	57.2%	73,237	41,892	115,129	60,376
306725	Administrative Management 5	Anchorage	FT		APT - Exempt Employees	46.2%	103,764	47,939	151,703	79,556
306730	Safety Svcs-Police 4 (NE)	Anchorage	FT		PERS - Classified	57.2%	101,600	58,115	159,715	83,758
306745	Communications Specialist 3	Anchorage	FT		PERS - Classified	57.2%	57,116	32,670	89,786	47,086
306750	Student Svcs Professional 3	Anchorage	FT		APT - Exempt Employees	46.2%	58,246	26,910	85,156	44,657
306770	Student Svcs Manager 2	Anchorage	FT		APT - Exempt Employees	46.2%	87,604	40,473	128,077	67,166
306800	Student Services Technician 4	Anchorage	FT		PERS - Classified	57.2%	58,843	33,658	92,501	48,509
306825	Student Svcs Manager 1	Anchorage	FT		APT - Exempt Employees	46.2%	68,992	31,874	100,866	52,896
306850	IS Consultant 3A	Anchorage	FT		APT - Exempt Employees	46.2%	76,176	35,193	111,369	58,404
306886	Student Svcs Professional 3	Anchorage	FT		APT - Exempt Employees	46.2%	59,440	27,461	86,901	45,573
306887	Student Svcs Professional 4	Anchorage	FT		APT - Exempt Employees	46.2%	69,654	32,180	101,834	40,052
306953	Administrative Management 5	Anchorage	FT		APT - Exempt Employees	46.2%	192,861	89,102	281,963	0
306955	IS Consultant 2A	Anchorage	PT		PERS - Classified	57.2%	70,335	40,232	110,567	57,983
306959	Senior Administrator Director	Anchorage	FT		Sr. Administrator	30.5%	164,944	50,308	215,252	112,882
306964	Human Resources Technician 4	Anchorage	FT		PERS - Classified	57.2%	60,037	34,341	94,378	49,494
306967	Stu Svcs Profess 2 (Exempt)	Anchorage	FT		APT - Exempt Employees	46.2%	48,688	22,494	71,182	37,329
306970	Student Svcs Professional 4	Anchorage	FT		APT - Exempt Employees	46.2%	72,488	33,489	105,977	55,577
306972	Student Svcs Manager 3	Anchorage	FT		APT - Exempt Employees	46.2%	119,243	55,090	174,333	91,424
306973	Student Svcs Technician 3	Anchorage	FT		PERS - Classified	57.2%	49,185	28,134	77,319	40,547
306977	Student Services Technician 4	Anchorage	FT		PERS - Classified	57.2%	52,746	30,171	82,917	43,483
306979	Stu Svcs Profess 2 (Exempt)	Anchorage	FT		APT - Exempt Employees	46.2%	54,878	25,354	80,232	42,075
306981	Student Svcs Technician 3	Anchorage	FT		PERS - Classified	57.2%	49,185	28,134	77,319	40,547
306986	Admin Specialist 3	Anchorage	FT		APT - Exempt Employees	46.2%	83,340	38,503	121,843	63,897
306987	Research Professional 1	Anchorage	FT		PERS - Classified	57.2%	80,099	45,817	125,916	66,032

Personal Services Expenditure Detail
University of Alaska

Component: Anchorage Campus (753)
RDU: University of Alaska Anchorage (235)

Notes:

1. If a position is split, an asterisk (*) will appear in the Split/Count column. If the split position is also counted in the component, two asterisks (**) will appear in the column.
2. "Pool" PCN refers to UA temporary positions, such as adjunct faculty; student employees; and other non-permanent staff. Multiple incumbents may share the same labor pool position number and pooled budget.

PCN	Job Class Title	Location	Time Status	Split/ Count	Employee Class	Benefit Rate	Annual	Annual Benefits	Total Costs	UGF Estimate
							Budgeted Salary			
306989	Admin Specialist 2	Anchorage	FT		PERS - Classified	57.2%	53,812	30,780	84,592	44,362
306990	Student Svcs Manager 3	Anchorage	FT		APT - Exempt Employees	46.2%	118,070	54,548	172,618	90,524
306991	Student Svcs Manager 2	Anchorage	FT		APT - Exempt Employees	46.2%	68,309	31,559	99,868	52,372
306993	Stu Svcs Profess 2 (Exempt)	Anchorage	FT		APT - Exempt Employees	46.2%	54,323	25,097	79,420	41,649
306994	Student Svcs Professional 1	Anchorage	FT		PERS - Classified	57.2%	51,701	29,573	81,274	42,622
306996	Communications Manager 1	Anchorage	FT		APT - Exempt Employees	46.2%	68,992	31,874	100,866	52,896
307000	Chancellor	Anchorage	FT		Officer	30.5%	314,641	95,966	410,607	215,330
307025	Senior Administrator Director	Anchorage	FT		Sr. Administrator	30.5%	138,632	42,283	180,915	94,875
307105	Environmental Health/Safety 3	Anchorage	FT		APT - Exempt Employees	46.2%	85,010	39,275	124,285	65,177
307110	Admin Specialist 3	Anchorage	FT		APT - Exempt Employees	46.2%	66,923	30,918	97,841	51,310
307115	Fiscal Professional 1	Anchorage	FT		PERS - Classified	57.2%	63,086	36,085	99,171	52,007
307135	Fiscal Professional 3	Anchorage	FT		APT - Exempt Employees	46.2%	64,355	29,732	94,087	49,341
307140	Fiscal Manager 4	Anchorage	FT		APT - Exempt Employees	46.2%	107,964	49,879	157,843	82,776
307145	Fiscal Technician 3	Anchorage	FT		PERS - Classified	57.2%	55,952	32,005	87,957	46,126
307220	Campus Services Printing 1	Anchorage	FT		PERS - Classified	57.2%	42,786	24,474	67,260	35,272
307225	Campus Services Generalist 4	Anchorage	FT		PERS - Classified	57.2%	42,789	24,475	67,264	35,275
307230	Campus Services Retail 2	Anchorage	FT		PERS - Classified	57.2%	42,411	24,259	66,670	34,963
307240	Campus Services Generalist 3	Anchorage	FT		PERS - Classified	57.2%	39,582	22,641	62,223	32,631
307250	Safety Svcs-Emerg Dispatcher 3	Anchorage	FT		PERS - Classified	57.2%	66,310	37,929	104,239	54,665
307270	Administrative Management 1	Anchorage	FT		APT - Exempt Employees	46.2%	72,488	33,489	105,977	55,577
307349	IS Professional 3A	Anchorage	FT		APT - Exempt Employees	46.2%	83,346	38,506	121,852	63,901
307353	Fiscal Professional 3	Anchorage	FT		APT - Exempt Employees	46.2%	83,340	38,503	121,843	63,897
307359	Administrative Professional 1	Anchorage	FT		APT - Exempt Employees	46.2%	84,193	38,897	123,090	64,551
307366	Communications Specialist 4	Anchorage	FT		APT - Exempt Employees	46.2%	61,880	28,589	90,469	47,443
307370	Development 3	Anchorage	FT		APT - Exempt Employees	46.2%	65,624	30,318	95,942	50,314
307372	Student Svcs Manager 1	Anchorage	FT		APT - Exempt Employees	46.2%	65,624	30,318	95,942	50,314
307379	Administrative Professional 1	Anchorage	FT		APT - Exempt Employees	46.2%	71,032	32,817	103,849	54,460
307380	Associate Vice Chancellor	Anchorage	FT		Sr. Administrator	30.5%	147,930	45,119	193,049	101,238
307381	Fiscal Manager 3	Anchorage	FT		APT - Exempt Employees	46.2%	94,848	43,820	138,668	72,720
307391	Fiscal Manager 3	Anchorage	FT		APT - Exempt Employees	46.2%	100,693	46,520	147,213	77,201
307392	Fiscal Technician 3	Anchorage	FT		PERS - Classified	57.2%	48,268	27,609	75,877	39,791
307393	Administrative Professional 4	Anchorage	FT		APT - Exempt Employees	46.2%	125,341	57,908	183,249	96,099
307396	Administrative Management 5	Anchorage	FT		APT - Exempt Employees	46.2%	156,042	72,091	228,133	119,637
307401	Admin Generalist 3	Anchorage	FT		PERS - Classified	57.2%	67,627	38,683	106,310	55,751

Personal Services Expenditure Detail
University of Alaska

Component: Anchorage Campus (753)
RDU: University of Alaska Anchorage (235)

Notes:

1. If a position is split, an asterisk (*) will appear in the Split/Count column. If the split position is also counted in the component, two asterisks (**) will appear in the column.
2. "Pool" PCN refers to UA temporary positions, such as adjunct faculty; student employees; and other non-permanent staff. Multiple incumbents may share the same labor pool position number and pooled budget.

PCN	Job Class Title	Location	Time Status	Split/ Count	Employee Class	Benefit Rate	Annual	Annual Benefits	Total Costs	UGF Estimate
							Budgeted Salary			
307406	Fiscal Technician 4	Anchorage	FT		PERS - Classified	57.2%	53,269	30,470	83,739	43,914
307408	Fiscal Technician 2	Anchorage	FT		PERS - Classified	57.2%	49,185	28,134	77,319	40,547
307409	IS Ops Technician 3	Anchorage	FT		PERS - Classified	57.2%	20,363	11,648	32,011	16,787
307410	Administrative Management 4	Anchorage	FT		APT - Exempt Employees	46.2%	105,810	48,884	154,694	81,125
307411	Communications Specialist 3	Anchorage	FT		PERS - Classified	57.2%	79,227	45,318	124,545	65,314
307412	Fiscal Professional 2	Anchorage	FT		APT - Exempt Employees	46.2%	57,699	26,657	84,356	44,238
307415	Administrative Management 3	Anchorage	FT		APT - Exempt Employees	46.2%	109,055	50,383	159,438	0
307417	Executive Director	Anchorage	FT		Sr. Administrator	30.5%	140,691	42,911	183,602	96,284
307420	Fiscal Professional 2	Anchorage	FT		APT - Exempt Employees	46.2%	62,421	28,839	91,260	47,858
307421	Campus Services Generalist 3	Anchorage	FT		PERS - Classified	57.2%	39,932	22,841	62,773	32,919
307424	Safety Svcs-Emerg Dispatcher 1	Anchorage	FT		PERS - Classified	57.2%	48,268	27,609	75,877	39,791
307426	Fiscal Manager 2	Anchorage	FT		APT - Exempt Employees	46.2%	91,166	42,119	133,285	69,897
307427	Fiscal Technician 4	Anchorage	FT		PERS - Classified	57.2%	52,746	30,171	82,917	43,483
307429	Safety Svcs-Emerg Dispatcher 1	Anchorage	FT		PERS - Classified	57.2%	52,749	30,172	82,921	43,486
307431	IS Professional 3A	Anchorage	FT		APT - Exempt Employees	46.2%	74,684	34,504	109,188	57,260
307432	Student Svcs Professional 3	Anchorage	FT		APT - Exempt Employees	46.2%	60,591	27,993	88,584	46,455
307439	Admin Specialist 2	Anchorage	FT		PERS - Classified	57.2%	66,923	38,280	105,203	55,170
307441	Vice Chancellor (Admin)	Anchorage	FT		Sr. Administrator	30.5%	195,562	59,646	255,208	133,836
307443	Admin Specialist 4	Anchorage	FT		APT - Exempt Employees	46.2%	73,235	33,835	107,070	56,149
307525	Research Professional 2	Anchorage	FT		APT - Exempt Employees	46.2%	61,252	28,298	89,550	46,962
307545	Fiscal Manager 3	Anchorage	FT		APT - Exempt Employees	46.2%	89,336	41,273	130,609	68,494
307550	Administrative Professional 2	Anchorage	FT		APT - Exempt Employees	46.2%	89,331	41,271	130,602	68,490
307560	Safety Svcs-Parking 2	Anchorage	FT		PERS - Classified	57.2%	52,749	30,172	82,921	0
307580	Safety Svcs-Police 4 (NE)	Anchorage	FT		PERS - Classified	57.2%	101,610	58,121	159,731	83,766
307622	Safety Svcs-Police 3	Anchorage	FT		PERS - Classified	57.2%	88,402	50,566	138,968	72,877
307626	Research Technician 4	Anchorage	FT		PERS - Classified	57.2%	53,810	30,779	84,589	44,360
307628	Fiscal Technician 4	Anchorage	FT		PERS - Classified	57.2%	54,870	31,386	86,256	45,234
307632	Safety Svcs-Police 1	Anchorage	FT		PERS - Classified	57.2%	88,408	50,569	138,977	72,882
307634	Safety Svcs-Police 1	Anchorage	FT		PERS - Classified	57.2%	76,897	43,985	120,882	634
307636	Safety Svcs-Police 3	Anchorage	FT		PERS - Classified	57.2%	88,402	50,566	138,968	72,877
307640	Admin Specialist 3	Anchorage	FT		APT - Exempt Employees	46.2%	75,451	34,858	110,309	57,848
307642	Campus Services Generalist 4	Anchorage	FT		PERS - Classified	57.2%	55,952	32,005	87,957	46,126
307646	Fiscal Technician 3	Anchorage	FT		PERS - Classified	57.2%	64,982	37,170	102,152	53,570
307650	Environmental Health/Safety 3	Anchorage	FT		APT - Exempt Employees	46.2%	84,193	38,897	123,090	64,551

Personal Services Expenditure Detail
University of Alaska

Component: Anchorage Campus (753)
RDU: University of Alaska Anchorage (235)

Notes:

1. If a position is split, an asterisk (*) will appear in the Split/Count column. If the split position is also counted in the component, two asterisks (**) will appear in the column.
2. "Pool" PCN refers to UA temporary positions, such as adjunct faculty; student employees; and other non-permanent staff. Multiple incumbents may share the same labor pool position number and pooled budget.

PCN	Job Class Title	Location	Time Status	Split/ Count	Employee Class	Benefit Rate	Annual Budgeted	Annual Benefits	Total Costs	UGF Estimate
							Salary			
307656	Fiscal Technician 4	Anchorage	FT		PERS - Classified	57.2%	54,323	31,073	85,396	44,783
307658	Fiscal Professional 3	Anchorage	FT		APT - Exempt Employees	46.2%	62,421	28,839	91,260	47,858
307662	Fac Engineering 5	Anchorage	FT		APT - Exempt Employees	46.2%	99,692	46,058	145,750	76,434
307672	Fiscal Technician 4	Anchorage	FT		PERS - Classified	57.2%	54,870	31,386	86,256	45,234
307692	Campus Services Generalist 3	Anchorage	FT		PERS - Classified	57.2%	49,650	28,400	78,050	40,931
307698	Communications Specialist 5	Anchorage	FT		APT - Exempt Employees	46.2%	76,177	35,194	111,371	58,405
307749	IS Professional 1A	Anchorage	FT		PERS - Classified	57.2%	58,246	33,317	91,563	48,017
307753	Library Technician 2	Anchorage	FT		PERS - Classified	57.2%	37,981	21,725	59,706	31,311
307755	Environmental Health/Safety 3	Anchorage	FT		APT - Exempt Employees	46.2%	89,336	41,273	130,609	68,494
307756	Safety Svcs-Parking 2	Anchorage	FT		PERS - Classified	57.2%	54,871	31,386	86,257	0
307757	Admin Specialist 3	Anchorage	FT		APT - Exempt Employees	46.2%	63,086	29,146	92,232	48,368
307758	Human Resources Technician 3	Anchorage	FT		PERS - Classified	57.2%	53,279	30,476	83,755	43,922
307760	Administrative Professional 4	Anchorage	FT		APT - Exempt Employees	46.2%	101,712	46,991	148,703	77,983
307762	Fiscal Technician 3	Anchorage	FT		PERS - Classified	57.2%	48,277	27,614	75,891	39,799
307763	Fiscal Technician 3	Anchorage	FT		PERS - Classified	57.2%	48,268	27,609	75,877	39,791
307764	Fiscal Technician 4	Anchorage	FT		PERS - Classified	57.2%	54,330	31,077	85,407	44,789
307765	Fiscal Technician 4	Anchorage	FT		PERS - Classified	57.2%	53,279	30,476	83,755	43,922
307769	Safety Svcs-Police 1	Anchorage	FT		PERS - Classified	57.2%	73,237	41,892	115,129	60,376
307770	Fiscal Manager 3	Anchorage	FT		APT - Exempt Employees	46.2%	109,053	50,382	159,435	83,611
307771	Senior Administrator Director	Anchorage	FT		Sr. Administrator	30.5%	165,633	50,518	216,151	102,018
307772	IS Professional 5A	Anchorage	FT		APT - Exempt Employees	46.2%	104,790	48,413	153,203	80,342
307774	Safety Svcs-Emerg Dispatcher 1	Anchorage	FT		PERS - Classified	57.2%	48,277	27,614	75,891	39,799
307775	Fiscal Manager 3	Anchorage	FT		APT - Exempt Employees	46.2%	89,331	41,271	130,602	68,490
307776	Safety Svcs-Police 4 (NE)	Anchorage	FT		PERS - Classified	57.2%	101,610	58,121	159,731	83,766
307777	Fac Engineering 4	Anchorage	FT		APT - Exempt Employees	46.2%	94,848	43,820	138,668	72,720
307778	IS Net Technician 7	Anchorage	FT		PERS - Classified	57.2%	71,032	40,630	111,662	58,558
307780	IS Consultant 2A	Anchorage	FT		PERS - Classified	57.2%	60,037	34,341	94,378	49,494
307782	IS Manager 3	Anchorage	FT		APT - Exempt Employees	46.2%	116,896	54,006	170,902	89,624
307783	IS Consultant 5A	Anchorage	FT		APT - Exempt Employees	46.2%	79,556	36,755	116,311	60,996
307785	Research Professional 2	Anchorage	FT		APT - Exempt Employees	46.2%	61,256	28,300	89,556	46,965
307787	Administrative Management 5	Anchorage	FT		APT - Exempt Employees	46.2%	141,202	65,235	206,437	108,260
307800	Fiscal Professional 2	Anchorage	FT		APT - Exempt Employees	46.2%	60,037	27,737	87,774	46,030
307802	Fiscal Professional 2	Anchorage	FT		APT - Exempt Employees	46.2%	73,234	33,834	107,068	56,148
307804	Communications Specialist 3	Anchorage	FT		PERS - Classified	57.2%	61,871	35,390	97,261	51,006

Personal Services Expenditure Detail
University of Alaska

Component: Anchorage Campus (753)
RDU: University of Alaska Anchorage (235)

Notes:

1. If a position is split, an asterisk (*) will appear in the Split/Count column. If the split position is also counted in the component, two asterisks (**) will appear in the column.
2. "Pool" PCN refers to UA temporary positions, such as adjunct faculty; student employees; and other non-permanent staff. Multiple incumbents may share the same labor pool position number and pooled budget.

PCN	Job Class Title	Location	Time Status	Split/ Count	Employee Class	Benefit Rate	Annual	Annual Benefits	Total Costs	UGF Estimate
							Budgeted Salary			
307806	Development 2	Anchorage	FT		PERS - Classified	57.2%	57,692	33,000	90,692	0
307808	Administrative Management 5	Anchorage	FT		APT - Exempt Employees	46.2%	114,617	52,953	167,570	87,877
307812	Communications Manager 3	Anchorage	FT		APT - Exempt Employees	46.2%	99,693	46,058	145,751	76,435
307814	Admin Specialist 4	Anchorage	FT		APT - Exempt Employees	46.2%	81,703	37,747	119,450	62,642
307816	Administrative Professional 2	Anchorage	FT		APT - Exempt Employees	46.2%	71,763	33,155	104,918	55,021
307818	Admin Specialist 2	Anchorage	FT		PERS - Classified	57.2%	57,700	33,004	90,704	47,567
307824	Safety Svcs-Police 3	Anchorage	FT		PERS - Classified	57.2%	88,408	50,569	138,977	72,882
307828	IS Consultant 5A	Anchorage	FT		APT - Exempt Employees	46.2%	93,933	43,397	137,330	72,018
307832	Development 4	Anchorage	FT		APT - Exempt Employees	46.2%	86,710	40,060	126,770	66,481
307833	Training & Development 2	Anchorage	FT		PERS - Classified	57.2%	84,193	48,158	132,351	69,408
307834	Communications Specialist 3	Anchorage	FT		PERS - Classified	57.2%	56,544	32,343	88,887	46,614
307835	IS Net Technician 7	Anchorage	FT		PERS - Classified	57.2%	57,699	33,004	90,703	47,566
307836	Development 4	Anchorage	PT		APT - Exempt Employees	46.2%	84,636	39,102	123,738	64,890
308005	Administrative Professional 2	Anchorage	FT		APT - Exempt Employees	46.2%	89,331	41,271	130,602	68,490
308015	Professor	Anchorage	FT		United Academics BU	35.4%	88,811	31,439	120,250	63,061
308020	Campus Services Printing 1	Anchorage	FT		PERS - Classified	57.2%	40,726	23,295	64,021	33,574
308025	Admin Specialist 2	Anchorage	FT		PERS - Classified	57.2%	58,246	33,317	91,563	48,017
308040	Fac Svcs-MO&U Supervisor 4	Anchorage	FT		APT - Exempt Employees	46.2%	92,977	42,955	135,932	71,285
308055	Crafts & Trades III (CT3)	Anchorage	FT		AHECTE- Labor Trades & Crafts	51.9%	75,982	39,435	115,417	60,527
308070	Crafts & Trades III (CT3)	Anchorage	FT		AHECTE- Labor Trades & Crafts	51.9%	77,498	40,221	117,719	61,734
308075	Fac Svcs-MO&U Supervisor 5	Anchorage	FT		APT - Exempt Employees	46.2%	96,762	44,704	141,466	74,187
308080	Crafts & Trades II (CT2)	Anchorage	FT		AHECTE- Labor Trades & Crafts	51.9%	67,454	35,009	102,463	53,733
308082	Crafts & Trades I (CT1)	Anchorage	FT		AHECTE- Labor Trades & Crafts	51.9%	53,227	27,625	80,852	42,400
308085	Crafts & Trades III (CT3)	Anchorage	FT		AHECTE- Labor Trades & Crafts	51.9%	67,456	35,010	102,466	53,735
308090	Crafts & Trades III (CT3)	Anchorage	FT		AHECTE- Labor Trades & Crafts	51.9%	59,888	31,082	90,970	47,706
308092	Crafts & Trades III (CT3)	Anchorage	FT		AHECTE- Labor Trades & Crafts	51.9%	86,715	45,005	131,720	69,076
308100	Crafts & Trades III (CT3)	Anchorage	FT		AHECTE- Labor Trades & Crafts	51.9%	85,010	44,120	129,130	67,718
308105	Crafts & Trades III (CT3)	Anchorage	FT		AHECTE- Labor Trades & Crafts	51.9%	88,442	45,901	134,343	70,452
308110	Fac Engineering 2	Anchorage	FT		PERS - Classified	57.2%	68,994	39,465	108,459	56,878
308135	Crafts & Trades I (CT1)	Anchorage	FT		AHECTE- Labor Trades & Crafts	51.9%	64,024	33,228	97,252	51,001
308150	Crafts & Trades III (CT3)	Anchorage	FT		AHECTE- Labor Trades & Crafts	51.9%	73,021	37,898	110,919	58,168
308165	Crafts & Trades III (CT3)	Anchorage	FT		AHECTE- Labor Trades & Crafts	51.9%	75,984	39,436	115,420	60,528
308180	Fac Svcs-MO&U Supervisor 5	Anchorage	FT		APT - Exempt Employees	46.2%	18,980	8,769	27,749	14,552
308185	Maint Service Worker IV (MSW4)	Anchorage	FT		AHECTE- Labor Trades & Crafts	51.9%	49,228	25,549	74,777	39,215

Personal Services Expenditure Detail
University of Alaska

Component: Anchorage Campus (753)
RDU: University of Alaska Anchorage (235)

Notes:

1. If a position is split, an asterisk (*) will appear in the Split/Count column. If the split position is also counted in the component, two asterisks (**) will appear in the column.
2. "Pool" PCN refers to UA temporary positions, such as adjunct faculty; student employees; and other non-permanent staff. Multiple incumbents may share the same labor pool position number and pooled budget.

PCN	Job Class Title	Location	Time	Split/ Count	Employee Class	Benefit Rate	Annual Budgeted	Annual	Total	UGF
							Salary	Benefits	Costs	Estimate
308190	Maint Service Worker IV (MSW4)	Anchorage	FT		AHECTE- Labor Trades & Crafts	51.9%	50,190	26,049	76,239	39,981
308195	Crafts & Trades I (CT1)	Anchorage	FT		AHECTE- Labor Trades & Crafts	51.9%	65,790	34,145	99,935	52,408
308200	Maint Service Worker IV (MSW4)	Anchorage	FT		AHECTE- Labor Trades & Crafts	51.9%	52,229	27,107	79,336	41,605
308205	Fac Engineering 5	Anchorage	FT		APT - Exempt Employees	46.2%	106,898	49,387	156,285	81,959
308210	Admin Specialist 2	Anchorage	FT		PERS - Classified	57.2%	58,240	33,313	91,553	48,012
308215	Crafts & Trades I (CT1)	Anchorage	FT		AHECTE- Labor Trades & Crafts	51.9%	53,227	27,625	80,852	42,400
308220	Crafts & Trades III (CT3)	Anchorage	FT		AHECTE- Labor Trades & Crafts	51.9%	67,456	35,010	102,466	53,735
308235	Admin Specialist 2	Anchorage	FT		PERS - Classified	57.2%	58,843	33,658	92,501	48,509
308240	Maint Service Worker IV (MSW4)	Anchorage	FT		AHECTE- Labor Trades & Crafts	51.9%	58,240	30,227	88,467	46,393
308245	Crafts & Trades I (CT1)	Anchorage	FT		AHECTE- Labor Trades & Crafts	51.9%	69,826	36,240	106,066	55,623
308250	Fac Svcs-MO&U Supervisor 4	Anchorage	FT		APT - Exempt Employees	46.2%	87,604	40,473	128,077	67,166
308260	Crafts & Trades I (CT1)	Anchorage	FT		AHECTE- Labor Trades & Crafts	51.9%	64,024	33,228	97,252	51,001
308270	Fac Svcs-MO&U Supervisor 4	Anchorage	FT		APT - Exempt Employees	46.2%	87,604	40,473	128,077	67,166
308285	Maint Service Worker IV (MSW4)	Anchorage	FT		AHECTE- Labor Trades & Crafts	51.9%	50,187	26,047	76,234	39,979
308290	Research Professional 2	Anchorage	FT		APT - Exempt Employees	46.2%	64,365	29,737	94,102	49,349
308300	Crafts & Trades III (CT3)	Anchorage	FT		AHECTE- Labor Trades & Crafts	51.9%	75,984	39,436	115,420	60,528
308305	Crafts & Trades I (CT1)	Anchorage	FT		AHECTE- Labor Trades & Crafts	51.9%	57,649	29,920	87,569	45,923
308310	Professor	Anchorage	FT	**	United Academics BU	35.4%	115,000	40,710	155,710	81,657
308315	Crafts & Trades III (CT3)	Anchorage	FT		AHECTE- Labor Trades & Crafts	51.9%	83,340	43,253	126,593	66,388
308320	IS Professional 3A	Anchorage	FT		APT - Exempt Employees	46.2%	84,193	38,897	123,090	64,551
308325	Maint Service Worker IV (MSW4)	Anchorage	FT		AHECTE- Labor Trades & Crafts	51.9%	52,229	27,107	79,336	41,605
308330	Assistant Professor	Anchorage	FT		United Academics BU	35.4%	130,175	46,082	176,257	92,432
308360	Student Svcs Professional 2	Anchorage	FT		PERS - Classified	57.2%	58,843	33,658	92,501	48,509
308370	Student Svcs Manager 3	Anchorage	FT		APT - Exempt Employees	46.2%	98,690	45,595	144,285	75,666
308380	Crafts & Trades III (CT3)	Anchorage	FT		AHECTE- Labor Trades & Crafts	51.9%	86,715	45,005	131,720	69,076
308420	Fac Svcs-MO&U Supervisor 5	Anchorage	FT		APT - Exempt Employees	46.2%	88,484	40,880	129,364	0
308430	Crafts & Trades III (CT3)	Anchorage	FT		AHECTE- Labor Trades & Crafts	51.9%	71,594	37,157	108,751	57,031
308450	Admin Specialist 2	Anchorage	FT		PERS - Classified	57.2%	58,843	33,658	92,501	48,509
308453	Safety Svcs-Police 1	Anchorage	FT		PERS - Classified	57.2%	73,237	41,892	115,129	60,376
308455	Safety Svcs-Emerg Dispatcher 2	Anchorage	FT		PERS - Classified	57.2%	60,591	34,658	95,249	49,950
308456	Safety Svcs-Emerg Dispatcher 2	Anchorage	FT		PERS - Classified	57.2%	52,749	30,172	82,921	43,486
308502	Maint Service Worker IV (MSW4)	Anchorage	FT		AHECTE- Labor Trades & Crafts	51.9%	50,190	26,049	76,239	39,981
308503	Crafts & Trades III (CT3)	Anchorage	FT		AHECTE- Labor Trades & Crafts	51.9%	75,982	39,435	115,417	60,527
308504	Admin Specialist 4	Anchorage	FT		APT - Exempt Employees	46.2%	85,010	39,275	124,285	65,177

Personal Services Expenditure Detail
University of Alaska

Component: Anchorage Campus (753)
RDU: University of Alaska Anchorage (235)

Notes:

1. If a position is split, an asterisk (*) will appear in the Split/Count column. If the split position is also counted in the component, two asterisks (**) will appear in the column.
2. "Pool" PCN refers to UA temporary positions, such as adjunct faculty; student employees; and other non-permanent staff. Multiple incumbents may share the same labor pool position number and pooled budget.

PCN	Job Class Title	Location	Time Status	Split/ Count	Employee Class	Benefit Rate	Annual Budgeted	Annual	Total	UGF
							Salary	Benefits	Costs	Estimate
308505	Crafts & Trades III (CT3)	Anchorage	FT		AHECTE- Labor Trades & Crafts	51.9%	77,501	40,223	117,724	61,737
308506	Crafts & Trades II (CT2)	Anchorage	FT		AHECTE- Labor Trades & Crafts	51.9%	70,158	36,412	106,570	55,887
308507	Crafts & Trades II (CT2)	Anchorage	FT		AHECTE- Labor Trades & Crafts	51.9%	67,454	35,009	102,463	53,733
308508	Fac Svcs-MO&U Supervisor 4	Anchorage	FT		APT - Exempt Employees	46.2%	77,754	35,922	113,676	59,614
308509	Maint Service Worker IV (MSW4)	Anchorage	FT		AHECTE- Labor Trades & Crafts	51.9%	48,964	25,412	74,376	39,004
308513	Crafts & Trades III (CT3)	Anchorage	FT		AHECTE- Labor Trades & Crafts	51.9%	67,456	35,010	102,466	53,735
308514	Crafts & Trades III (CT3)	Anchorage	FT		AHECTE- Labor Trades & Crafts	51.9%	85,003	44,117	129,120	67,713
308515	Crafts & Trades II (CT2)	Anchorage	FT		AHECTE- Labor Trades & Crafts	51.9%	66,113	34,313	100,426	52,665
308517	Fac Svcs-MO&U Supervisor 4	Anchorage	FT		APT - Exempt Employees	46.2%	82,551	38,139	120,690	63,292
308518	Maint Service Worker IV (MSW4)	Anchorage	FT		AHECTE- Labor Trades & Crafts	51.9%	52,000	26,988	78,988	41,423
308519	Crafts & Trades III (CT3)	Anchorage	FT		AHECTE- Labor Trades & Crafts	51.9%	85,003	44,117	129,120	67,713
308520	Administrative Professional 3	Anchorage	FT		APT - Exempt Employees	46.2%	68,307	31,558	99,865	52,371
308522	Library Technician 3	Anchorage	FT		PERS - Classified	57.2%	55,474	31,731	87,205	45,732
308525	Administrative Management 2	Anchorage	FT		APT - Exempt Employees	46.2%	98,695	45,597	144,292	60,536
308528	Fac Engineering 5	Anchorage	FT		APT - Exempt Employees	46.2%	116,898	54,007	170,905	83,352
308529	Fac Engineering 5	Anchorage	FT		APT - Exempt Employees	46.2%	110,118	50,875	160,993	8,443
308530	Fac Engineering 4	Anchorage	FT		APT - Exempt Employees	46.2%	92,082	42,542	134,624	70,599
308531	Fac Svcs-MO&U Supervsr 3 (NE)	Anchorage	FT		PERS - Classified	57.2%	80,099	45,817	125,916	66,032
308532	Fac Engineering 7	Anchorage	FT		APT - Exempt Employees	46.2%	152,906	70,643	223,549	105,510
308533	Instructional Designer 2	Anchorage	FT		PERS - Classified	57.2%	66,914	38,275	105,189	55,163
308534	Crafts & Trades III (CT3)	Anchorage	FT		AHECTE- Labor Trades & Crafts	51.9%	67,454	35,009	102,463	53,733
308536	Professor	Anchorage	FT		United Academics BU	35.4%	96,814	34,272	131,086	68,744
308537	Crafts & Trades II (CT2)	Anchorage	FT		AHECTE- Labor Trades & Crafts	51.9%	70,158	36,412	106,570	55,887
308538	Crafts & Trades III (CT3)	Anchorage	FT		AHECTE- Labor Trades & Crafts	51.9%	67,454	35,009	102,463	53,733
308539	Crafts & Trades I (CT1)	Anchorage	FT		AHECTE- Labor Trades & Crafts	51.9%	58,822	30,529	89,351	46,857
308540	IS Professional 4A	Anchorage	FT		APT - Exempt Employees	46.2%	89,331	41,271	130,602	68,490
308543	Admin Specialist 2	Anchorage	FT		PERS - Classified	57.2%	57,699	33,004	90,703	47,566
308544	Fiscal Manager 1	Anchorage	FT		APT - Exempt Employees	46.2%	96,771	44,708	141,479	74,194
308545	FAC Svcs Drafting 3	Anchorage	FT		PERS - Classified	57.2%	66,923	38,280	105,203	55,170
308548	Communications Specialist 4	Anchorage	FT		APT - Exempt Employees	46.2%	57,692	26,654	84,346	44,232
308549	IS Net Technician 7	Anchorage	FT		PERS - Classified	57.2%	65,623	37,536	103,159	54,099
308550	Professor	Anchorage	FT		United Academics BU	35.4%	130,291	46,123	176,414	92,515
308552	Safety Svcs-Parking 1	Anchorage	FT		PERS - Classified	57.2%	49,186	28,134	77,320	0
308554	Crafts & Trades III (CT3)	Anchorage	FT		AHECTE- Labor Trades & Crafts	51.9%	75,984	39,436	115,420	60,528

Personal Services Expenditure Detail
University of Alaska

Component: Anchorage Campus (753)
RDU: University of Alaska Anchorage (235)

Notes:

1. If a position is split, an asterisk (*) will appear in the Split/Count column. If the split position is also counted in the component, two asterisks (**) will appear in the column.
2. "Pool" PCN refers to UA temporary positions, such as adjunct faculty; student employees; and other non-permanent staff. Multiple incumbents may share the same labor pool position number and pooled budget.

PCN	Job Class Title	Location	Time Status	Split/ Count	Employee Class	Benefit Rate	Annual Budgeted	Annual	Total	UGF
							Salary	Benefits	Costs	Estimate
308556	Assistant Professor	Anchorage	FT		United Academics BU	35.4%	83,692	29,627	113,319	59,427
308559	Library Technician 4	Anchorage	FT		PERS - Classified	57.2%	48,277	27,614	75,891	39,799
308560	Assistant Professor	Anchorage	FT		United Academics BU	35.4%	83,692	29,627	113,319	59,427
308564	Admin Generalist 2	Anchorage	FT		PERS - Classified	57.2%	87,130	49,838	136,968	71,829
308565	Research Professional 4	Anchorage	FT		APT - Exempt Employees	46.2%	111,259	51,402	162,661	85,302
308567	Professor	Anchorage	FT		United Academics BU	35.4%	139,721	49,461	189,182	99,211
308569	Campus Services Generalist 3	Anchorage	FT		PERS - Classified	57.2%	40,726	23,295	64,021	33,574
308570	Associate Professor	Anchorage	PT		United Academics BU	35.4%	84,331	29,853	114,184	59,880
308571	Associate Professor	Anchorage	FT		United Academics BU	35.4%	79,071	27,991	107,062	56,145
308574	Professor	Anchorage	FT		United Academics BU	35.4%	94,224	33,355	127,579	66,905
309015	Communications Specialist 5	Anchorage	FT		APT - Exempt Employees	46.2%	68,994	31,875	100,869	52,898
309050	Administrative Professional 3	Anchorage	FT		APT - Exempt Employees	46.2%	68,310	31,559	99,869	0
309055	Admin Generalist 2	Anchorage	FT		PERS - Classified	57.2%	50,720	29,012	79,732	41,813
309145	Admin Generalist 4	Anchorage	FT		PERS - Classified	57.2%	48,277	27,614	75,891	0
309155	Student Svcs Manager 2	Anchorage	FT		APT - Exempt Employees	46.2%	60,591	27,993	88,584	46,455
309170	Crafts & Trades I (CT1)	Anchorage	FT		AHECTE- Labor Trades & Crafts	51.9%	59,675	30,971	90,646	0
309175	Crafts & Trades II (CT2)	Anchorage	FT		AHECTE- Labor Trades & Crafts	51.9%	59,884	31,080	90,964	0
309190	Safety Svcs-Police 1	Anchorage	FT		PERS - Classified	57.2%	73,234	41,890	115,124	60,373
309196	Fiscal Professional 1	Anchorage	FT		PERS - Classified	57.2%	52,749	30,172	82,921	0
309199	Crafts & Trades III (CT3)	Anchorage	FT		AHECTE- Labor Trades & Crafts	51.9%	77,064	39,996	117,060	0
309200	Fac Engineering 4	Anchorage	FT		APT - Exempt Employees	46.2%	87,610	40,476	128,086	67,171
309203	Administrative Management 2	Anchorage	FT		APT - Exempt Employees	46.2%	99,692	46,058	145,750	76,434
309204	Fac Engineering 5	Anchorage	FT		APT - Exempt Employees	46.2%	95,791	44,255	140,046	73,443
309302	Development 5	Anchorage	FT		APT - Exempt Employees	46.2%	109,055	50,383	159,438	83,612
309306	Assistant Professor	Anchorage	FT		United Academics BU	35.4%	76,688	27,148	103,836	54,453
309307	Admin Generalist 4	Anchorage	FT		PERS - Classified	57.2%	50,720	29,012	79,732	31,360
309310	Student Svcs Professional 2	Anchorage	FT		PERS - Classified	57.2%	53,812	30,780	84,592	44,362
309312	Development 4	Anchorage	FT		APT - Exempt Employees	46.2%	92,082	42,542	134,624	70,599
309316	Student Svcs Professional 3	Anchorage	FT		APT - Exempt Employees	46.2%	77,750	35,921	113,671	59,611
309321	Assistant Professor	Anchorage	FT		United Academics BU	35.4%	55,370	19,601	74,971	39,316
309341	Communications Manager 2	Anchorage	FT		APT - Exempt Employees	46.2%	81,698	37,744	119,442	62,638
309342	Assistant Professor	Anchorage	FT		United Academics BU	35.4%	87,130	30,844	117,974	61,868
309350	Student Svcs Manager 2	Anchorage	FT		APT - Exempt Employees	46.2%	78,478	36,257	114,735	60,169
309351	Student Svcs Technician 3	Anchorage	FT		PERS - Classified	57.2%	62,425	35,707	98,132	51,462

Personal Services Expenditure Detail
University of Alaska

Component: Anchorage Campus (753)
RDU: University of Alaska Anchorage (235)

Notes:

1. If a position is split, an asterisk (*) will appear in the Split/Count column. If the split position is also counted in the component, two asterisks (**) will appear in the column.
2. "Pool" PCN refers to UA temporary positions, such as adjunct faculty; student employees; and other non-permanent staff. Multiple incumbents may share the same labor pool position number and pooled budget.

PCN	Job Class Title	Location	Time Status	Split/ Count	Employee Class	Benefit Rate	Annual	Annual Benefits	Total Costs	UGF Estimate
							Budgeted Salary			
309359	Training & Development 5	Anchorage	FT		APT - Exempt Employees	46.2%	109,054	50,383	159,437	83,612
309369	Assistant Professor	Anchorage	FT		United Academics BU	35.4%	78,335	27,731	106,066	55,623
309378	Assistant Professor	Anchorage	FT		United Academics BU	35.4%	88,569	31,353	119,922	62,890
309384	IS Consultant 3A	Anchorage	PT		APT - Exempt Employees	46.2%	60,037	27,737	87,774	46,030
309385	Research Professional 3	Anchorage	FT		APT - Exempt Employees	46.2%	72,488	33,489	105,977	38,904
309425	Communications Specialist 4	Anchorage	FT		APT - Exempt Employees	46.2%	66,923	30,918	97,841	51,310
730000	Fac Svcs-MO&U Supervsr 3 (NE)	Anchorage	FT		PERS - Classified	57.2%	96,771	55,353	152,124	79,777
730001	Director (Academic-Faculty)	Anchorage	FT		Non-Represented Faculty	30.5%	185,527	56,586	242,113	126,968
730003	Term Asst Professor	Anchorage	FT		United Academics BU	35.4%	66,630	23,587	90,217	47,311
730007	Director (Academic-Faculty)	Anchorage	PT		Non-Represented Faculty	30.5%	144,830	44,173	189,003	99,117
730013	Athletics Coach 2	Anchorage	FT		APT - Exempt Employees	46.2%	60,029	27,733	87,762	46,024
730015	Research Professional 2	Anchorage	FT		APT - Exempt Employees	46.2%	61,871	28,584	90,455	47,436
730016	Athletics Coach 2	Anchorage	FT		APT - Exempt Employees	46.2%	82,555	38,140	120,695	63,295
730018	Athletics Coach 2	Anchorage	FT		APT - Exempt Employees	46.2%	46,816	21,629	68,445	35,894
730021	Term Asst Professor	Anchorage	FT		United Academics BU	35.4%	65,543	23,202	88,745	46,540
730022	Athletics Training 2	Anchorage	FT		APT - Exempt Employees	46.2%	53,944	24,922	78,866	41,359
730025	Admin Generalist 4	Anchorage	PT		PERS - Classified	57.2%	42,519	24,321	66,840	25,573
730027	Term Asst Professor	Anchorage	FT		United Academics BU	35.4%	69,125	24,470	93,595	49,083
730028	Term Instructor	Anchorage	FT		United Academics BU	35.4%	61,495	21,769	83,264	43,665
730032	Athletics Coach 2	Anchorage	FT		APT - Exempt Employees	46.2%	63,202	29,199	92,401	48,457
730033	Research Technician 4	Anchorage	FT		PERS - Classified	57.2%	76,986	44,036	121,022	63,466
730035	Athletics Coach 2	Anchorage	FT		APT - Exempt Employees	46.2%	57,619	26,620	84,239	44,176
730038	Maint Service Worker IV (MSW4)	Anchorage	FT		AHECTE- Labor Trades & Crafts	51.9%	46,156	23,955	70,111	0
730039	Term Asst Professor	Anchorage	FT		United Academics BU	35.4%	88,569	31,353	119,922	62,890
730046	Term Instructor	Anchorage	FT		United Academics BU	35.4%	67,345	23,840	91,185	47,819
730047	Athletics Facs, Ops & Pgms 3	Anchorage	FT		APT - Exempt Employees	46.2%	52,749	24,370	77,119	40,443
730048	Training & Development 4	Anchorage	FT		APT - Exempt Employees	46.2%	70,335	32,495	102,830	27,502
730049	Term Asst Professor	Anchorage	FT		United Academics BU	35.4%	77,204	27,330	104,534	54,820
730051	Term Instructor	Anchorage	FT		United Academics BU	35.4%	65,539	23,201	88,740	46,537
730052	Term Asst Professor	Anchorage	FT		United Academics BU	35.4%	81,901	28,993	110,894	58,155
730055	Term Asst Professor	Anchorage	FT		United Academics BU	35.4%	74,306	26,304	100,610	52,762
730058	Communications Specialist 3	Anchorage	FT		PERS - Classified	57.2%	57,700	33,004	90,704	47,567
730059	Research Professional 2	Anchorage	FT		APT - Exempt Employees	46.2%	68,992	31,874	100,866	0
730064	Term Instructor	Anchorage	FT		United Academics BU	35.4%	79,294	28,070	107,364	56,304

Personal Services Expenditure Detail
University of Alaska

Component: Anchorage Campus (753)
RDU: University of Alaska Anchorage (235)

Notes:

1. If a position is split, an asterisk (*) will appear in the Split/Count column. If the split position is also counted in the component, two asterisks (**) will appear in the column.
2. "Pool" PCN refers to UA temporary positions, such as adjunct faculty; student employees; and other non-permanent staff. Multiple incumbents may share the same labor pool position number and pooled budget.

PCN	Job Class Title	Location	Time Status	Split/ Count	Employee Class	Benefit Rate	Annual	Annual Benefits	Total Costs	UGF Estimate
							Budgeted Salary			
730065	Term Asst Professor	Anchorage	FT		United Academics BU	35.4%	76,688	27,148	103,836	54,453
730066	Admin Generalist 3	Anchorage	FT		PERS - Classified	57.2%	42,789	24,475	67,264	35,275
730067	Term Instructor	Anchorage	FT		United Academics BU	35.4%	65,536	23,200	88,736	46,535
730068	Term Instructor	Anchorage	FT		United Academics BU	35.4%	65,473	23,177	88,650	46,490
730069	Athletics Facs, Ops & Pgms 3	Anchorage	FT		APT - Exempt Employees	46.2%	45,074	20,824	65,898	34,558
730071	Director (Academic-Faculty)	Anchorage	FT		Non-Represented Faculty	30.5%	180,814	55,148	235,962	123,743
730074	Fiscal Professional 1	Anchorage	FT		PERS - Classified	57.2%	58,240	33,313	91,553	48,012
730075	Term Asst Professor	Anchorage	FT		United Academics BU	35.4%	73,251	25,931	99,182	52,013
730078	Research Professional 2	Anchorage	FT		APT - Exempt Employees	46.2%	63,747	29,451	93,198	4,399
730079	Term Asst Professor	Anchorage	FT		United Academics BU	35.4%	82,444	29,185	111,629	58,540
730083	Research Technician 3	Anchorage	PT		PERS - Classified	57.2%	26,634	15,235	41,869	21,957
730085	Term Instructor	Anchorage	FT		United Academics BU	35.4%	65,536	23,200	88,736	46,535
730086	Research Professional 3	Anchorage	FT		APT - Exempt Employees	46.2%	67,627	31,244	98,871	2,074
730087	Term Asst Professor	Anchorage	PT		United Academics BU	35.4%	73,419	25,990	99,409	52,132
730089	Director (Academic-Faculty)	Anchorage	FT		Non-Represented Faculty	30.5%	139,646	42,592	182,238	95,569
730092	Student Svcs Professional 1	Anchorage	FT		PERS - Classified	57.2%	48,268	27,609	75,877	39,791
730094	Administrative Management 4	Anchorage	FT		APT - Exempt Employees	46.2%	141,212	65,240	206,452	108,267
730095	Director (Academic-Faculty)	Anchorage	PT		Non-Represented Faculty	30.5%	243,048	74,130	317,178	166,334
730098	Term Instructor	Anchorage	FT		United Academics BU	35.4%	59,701	21,134	80,835	42,391
730100	Student Svcs Professional 2	Anchorage	FT		PERS - Classified	57.2%	53,812	30,780	84,592	44,362
730102	Director (Academic-Faculty)	Anchorage	PT		Non-Represented Faculty	30.5%	85,607	26,110	111,717	49,799
730107	Term Instructor	Anchorage	FT		United Academics BU	35.4%	75,691	26,795	102,486	0
730109	Term Asst Professor	Anchorage	FT		United Academics BU	35.4%	143,958	50,961	194,919	102,219
730111	Fiscal Professional 1	Anchorage	PT		PERS - Classified	57.2%	43,685	24,988	68,673	36,013
730112	Term Asst Professor	Anchorage	FT		United Academics BU	35.4%	80,094	28,353	108,447	56,872
730114	Fac Svcs-MO&U Supervsr 3 (NE)	Anchorage	FT		PERS - Classified	57.2%	101,026	57,787	158,813	83,284
730119	Administrative Management 3	Anchorage	FT		APT - Exempt Employees	46.2%	101,717	46,993	148,710	32,754
730123	Academic Administrator	Anchorage	FT		Non-Represented Faculty	30.5%	170,198	51,910	222,108	114,148
730124	Research Professional 4	Anchorage	PT		APT - Exempt Employees	46.2%	38,875	17,960	56,835	1,490
730126	Associate Dean/Faculty	Anchorage	FT		Non-Represented Faculty	30.5%	204,523	62,380	266,903	139,969
730134	Term Asst Professor	Anchorage	FT		United Academics BU	35.4%	82,350	29,152	111,502	58,474
730136	Director (Academic-Faculty)	Anchorage	FT		Non-Represented Faculty	30.5%	201,495	61,456	262,951	137,896
730141	Stu Svcs Profess 2 (Exempt)	Anchorage	FT		APT - Exempt Employees	46.2%	53,812	24,861	78,673	41,258
730142	Library Technician 3	Anchorage	FT		PERS - Classified	57.2%	47,266	27,036	74,302	36,628

Personal Services Expenditure Detail
University of Alaska

Component: Anchorage Campus (753)
RDU: University of Alaska Anchorage (235)

Notes:

1. If a position is split, an asterisk (*) will appear in the Split/Count column. If the split position is also counted in the component, two asterisks (**) will appear in the column.
2. "Pool" PCN refers to UA temporary positions, such as adjunct faculty; student employees; and other non-permanent staff. Multiple incumbents may share the same labor pool position number and pooled budget.

PCN	Job Class Title	Location	Time Status	Split/ Count	Employee Class	Benefit Rate	Annual Budgeted	Annual Benefits	Total Costs	UGF Estimate
							Salary			
730151	Student Svcs Professional 3	Anchorage	FT		APT - Exempt Employees	46.2%	62,425	28,840	91,265	0
730157	Term Assoc Professor	Anchorage	FT		United Academics BU	35.4%	101,153	35,808	136,961	28,167
730164	Fiscal Professional 1	Anchorage	FT		PERS - Classified	57.2%	54,326	31,074	85,400	448
730165	Post Doctoral Fellow	Anchorage	FT		Non-Represented Faculty	30.5%	53,103	16,196	69,299	11,993
730166	Administrative Management 2	Anchorage	FT		APT - Exempt Employees	46.2%	103,083	47,624	150,707	0
730167	Training & Development 4	Anchorage	FT		APT - Exempt Employees	46.2%	82,552	38,139	120,691	62,659
730169	Administrative Management 4	Anchorage	FT		APT - Exempt Employees	46.2%	138,470	63,973	202,443	0
730171	Associate Dean/Faculty	Anchorage	FT		Non-Represented Faculty	30.5%	108,805	33,186	141,991	74,462
730175	Term Asst Professor	Anchorage	FT		United Academics BU	35.4%	62,525	22,134	84,659	44,397
730181	Associate Director/Faculty	Anchorage	FT		Non-Represented Faculty	30.5%	91,867	28,019	119,886	5,029
730182	Term Asst Professor	Anchorage	FT		United Academics BU	35.4%	81,677	28,914	110,591	57,996
730185	Research Professional 3	Anchorage	FT		APT - Exempt Employees	46.2%	81,700	37,745	119,445	31,319
730192	Fiscal Technician 4	Anchorage	FT		PERS - Classified	57.2%	77,754	44,475	122,229	0
730197	Term Instructor	Anchorage	PT		United Academics BU	35.4%	47,728	16,896	64,624	33,890
730200	Term Asst Professor	Anchorage	PT		United Academics BU	35.4%	126,697	44,851	171,548	89,963
730205	Fiscal Professional 1	Anchorage	FT		PERS - Classified	57.2%	55,473	31,731	87,204	13,719
730207	Term Asst Professor	Anchorage	FT		United Academics BU	35.4%	65,317	23,122	88,439	46,379
730210	Admin Specialist 1	Anchorage	FT		PERS - Classified	57.2%	54,870	31,386	86,256	45,234
730213	Training & Development 4	Anchorage	FT		APT - Exempt Employees	46.2%	65,622	30,317	95,939	25,156
730214	Term Instructor	Anchorage	FT		United Academics BU	35.4%	54,616	19,334	73,950	38,781
730218	Term Asst Professor	Anchorage	FT		United Academics BU	35.4%	69,186	24,492	93,678	49,126
730222	Research Professional 4	Anchorage	FT		APT - Exempt Employees	46.2%	92,081	42,541	134,622	17,649
730227	Athletics Coach 2	Anchorage	FT		APT - Exempt Employees	46.2%	66,310	30,635	96,945	50,840
730232	Fiscal Professional 3	Anchorage	FT		APT - Exempt Employees	46.2%	62,425	28,840	91,265	47,861
730237	Research Professional 3	Anchorage	FT		APT - Exempt Employees	46.2%	60,037	27,737	87,774	46,030
730243	Term Asst Professor	Anchorage	FT		United Academics BU	35.4%	67,798	24,000	91,798	48,141
730244	Fiscal Technician 3	Anchorage	FT		PERS - Classified	57.2%	48,268	27,609	75,877	2,984
730248	Term Asst Professor	Anchorage	FT		United Academics BU	35.4%	92,243	32,654	124,897	65,498
730252	Term Instructor	Anchorage	FT		United Academics BU	35.4%	78,671	27,850	106,521	55,861
730253	Term Instructor	Anchorage	FT		United Academics BU	35.4%	78,671	27,850	106,521	55,861
730256	Term Asst Professor	Anchorage	PT		United Academics BU	35.4%	73,427	25,993	99,420	52,138
730263	Director (Academic-Faculty)	Anchorage	FT		Non-Represented Faculty	30.5%	168,769	51,475	220,244	115,500
730265	Term Asst Professor	Anchorage	PT		United Academics BU	35.4%	43,156	15,277	58,433	30,643
730267	Term Asst Professor	Anchorage	FT		United Academics BU	35.4%	74,497	26,372	100,869	52,898

Personal Services Expenditure Detail
University of Alaska

Component: Anchorage Campus (753)
RDU: University of Alaska Anchorage (235)

Notes:

1. If a position is split, an asterisk (*) will appear in the Split/Count column. If the split position is also counted in the component, two asterisks (**) will appear in the column.
2. "Pool" PCN refers to UA temporary positions, such as adjunct faculty; student employees; and other non-permanent staff. Multiple incumbents may share the same labor pool position number and pooled budget.

PCN	Job Class Title	Location	Time Status	Split/ Count	Employee Class	Benefit Rate	Annual	Annual Benefits	Total Costs	UGF Estimate
							Budgeted Salary			
730272	Term Asst Professor	Anchorage	FT		United Academics BU	35.4%	78,671	27,850	106,521	55,861
730275	Mental Health Provider 3	Anchorage	FT		APT - Exempt Employees	46.2%	93,936	43,398	137,334	5,762
730276	Training & Development 4	Anchorage	FT		APT - Exempt Employees	46.2%	79,225	36,602	115,827	41,912
730277	Training & Development 5	Anchorage	FT		APT - Exempt Employees	46.2%	89,331	41,271	130,602	0
730279	Term Asst Professor	Anchorage	FT		United Academics BU	35.4%	73,954	26,180	100,134	52,512
730281	Term Asst Professor	Anchorage	FT		United Academics BU	35.4%	68,676	24,311	92,987	39,012
730283	Athletics Training 2	Anchorage	FT		APT - Exempt Employees	46.2%	55,528	25,654	81,182	42,573
730284	Student Svcs Manager 1	Anchorage	FT		APT - Exempt Employees	46.2%	67,627	31,244	98,871	0
730292	Student Svcs Professional 3	Anchorage	FT		APT - Exempt Employees	46.2%	61,871	28,584	90,455	0
730295	Term Asst Professor	Anchorage	FT		United Academics BU	35.4%	86,778	30,719	117,497	61,618
730297	Term Asst Professor	Anchorage	FT		United Academics BU	35.4%	65,536	23,200	88,736	46,535
730299	Student Svcs Professional 2	Anchorage	FT		PERS - Classified	57.2%	56,562	32,353	88,915	46,629
730301	Administrative Management 3	Anchorage	FT		APT - Exempt Employees	46.2%	86,708	40,059	126,767	3,324
730318	Term Asst Professor	Anchorage	PT		United Academics BU	35.4%	61,784	21,872	83,656	43,871
730323	Term Instructor	Anchorage	FT		United Academics BU	35.4%	70,356	24,906	95,262	49,957
730326	Administrative Professional 1	Anchorage	FT		APT - Exempt Employees	46.2%	76,176	35,193	111,369	0
730341	Term Asst Professor	Anchorage	FT		United Academics BU	35.4%	65,539	23,201	88,740	0
730346	Training & Development 4	Anchorage	FT		APT - Exempt Employees	46.2%	69,653	32,180	101,833	51,801
730347	Research Professional 3	Anchorage	FT		APT - Exempt Employees	46.2%	81,702	37,746	119,448	62,641
730348	Student Svcs Professional 3	Anchorage	FT		APT - Exempt Employees	46.2%	58,843	27,185	86,028	0
730356	Term Asst Professor	Anchorage	FT		United Academics BU	35.4%	67,654	23,950	91,604	48,039
730363	Term Asst Professor	Anchorage	FT		United Academics BU	35.4%	69,701	24,674	94,375	49,492
730372	Term Instructor	Anchorage	FT		United Academics BU	35.4%	74,582	26,402	100,984	52,958
730373	Research Professional 3	Anchorage	FT		APT - Exempt Employees	46.2%	56,829	26,255	83,084	27,232
730376	Associate Dean/Faculty	Anchorage	FT		Non-Represented Faculty	30.5%	164,015	50,025	214,040	112,246
730379	Term Asst Professor	Anchorage	FT		United Academics BU	35.4%	68,344	24,194	92,538	48,529
730386	Director (Academic-Faculty)	Anchorage	FT		Non-Represented Faculty	30.5%	123,698	37,728	161,426	16,931
730387	Administrative Management 4	Anchorage	FT		APT - Exempt Employees	46.2%	101,718	46,994	148,712	77,987
730393	Fiscal Professional 1	Anchorage	FT		PERS - Classified	57.2%	58,246	33,317	91,563	48,017
730394	Instructional Designer 3	Anchorage	FT		APT - Exempt Employees	46.2%	80,888	37,370	118,258	62,017
730396	Term Asst Professor	Anchorage	FT		United Academics BU	35.4%	87,126	30,843	117,969	61,865
730397	Fac Svcs-MO&U Supervsr 3 (NE)	Anchorage	FT		PERS - Classified	57.2%	96,762	55,348	152,110	79,769
730398	Student Svcs Professional 4	Anchorage	FT		APT - Exempt Employees	46.2%	62,421	28,839	91,260	47,858
730399	Fiscal Technician 2	Anchorage	FT		PERS - Classified	57.2%	45,923	26,268	72,191	37,858

Personal Services Expenditure Detail
University of Alaska

Component: Anchorage Campus (753)
RDU: University of Alaska Anchorage (235)

Notes:

1. If a position is split, an asterisk (*) will appear in the Split/Count column. If the split position is also counted in the component, two asterisks (**) will appear in the column.
2. "Pool" PCN refers to UA temporary positions, such as adjunct faculty; student employees; and other non-permanent staff. Multiple incumbents may share the same labor pool position number and pooled budget.

PCN	Job Class Title	Location	Time Status	Split/ Count	Employee Class	Benefit Rate	Annual Budgeted	Annual	Total	UGF
							Salary	Benefits	Costs	Estimate
730401	Student Svcs Professional 2	Anchorage	FT		PERS - Classified	57.2%	54,878	31,390	86,268	45,241
730402	Term Asst Professor	Anchorage	FT		United Academics BU	35.4%	76,912	27,227	104,139	54,612
730407	Instructional Designer 3	Anchorage	FT		APT - Exempt Employees	46.2%	76,987	35,568	112,555	59,026
730408	Term Asst Professor	Anchorage	FT		United Academics BU	35.4%	71,747	25,398	97,145	50,945
730410	Training & Development 4	Anchorage	FT		APT - Exempt Employees	46.2%	66,924	30,919	97,843	2,052
730413	Administrative Management 3	Anchorage	FT		APT - Exempt Employees	46.2%	127,920	59,099	187,019	98,076
730415	Student Svcs Professional 2	Anchorage	PT		PERS - Classified	57.2%	24,609	14,076	38,685	20,287
730420	Physical Health Provider 2	Anchorage	FT		PERS - Classified	57.2%	54,878	31,390	86,268	0
730422	Administrative Professional 4	Anchorage	FT		APT - Exempt Employees	46.2%	98,691	45,595	144,286	56,750
730437	Term Asst Professor	Anchorage	FT		United Academics BU	35.4%	65,536	23,200	88,736	46,535
730439	Research Technician 3	Anchorage	FT		PERS - Classified	57.2%	54,870	31,386	86,256	45,234
730440	Fiscal Professional 1	Anchorage	FT		PERS - Classified	57.2%	52,749	30,172	82,921	43,486
730444	Term Asst Professor	Anchorage	FT		United Academics BU	35.4%	78,015	27,617	105,632	55,396
730446	Instructional Designer 3	Anchorage	FT		APT - Exempt Employees	46.2%	56,485	26,096	82,581	43,307
730448	Associate Director/Faculty	Anchorage	FT		Non-Represented Faculty	30.5%	143,505	43,769	187,274	98,210
730450	Term Asst Professor	Anchorage	FT		United Academics BU	35.4%	76,688	27,148	103,836	54,453
730451	Associate Director/Faculty	Anchorage	PT		Non-Represented Faculty	30.5%	49,549	15,112	64,661	16,616
730455	Term Instructor	Anchorage	FT		United Academics BU	35.4%	79,950	28,302	108,252	56,770
730461	Term Asst Professor	Anchorage	FT		United Academics BU	35.4%	87,391	30,936	118,327	62,053
730473	Term Asst Professor	Anchorage	FT		United Academics BU	35.4%	68,693	24,317	93,010	48,776
730475	Admin Specialist 1	Anchorage	PT		PERS - Classified	57.2%	34,615	19,800	54,415	28,536
730476	Director (Academic-Faculty)	Anchorage	FT		Non-Represented Faculty	30.5%	151,436	46,188	197,624	103,638
730477	Director (Academic-Faculty)	Anchorage	FT		Non-Represented Faculty	30.5%	143,977	43,913	187,890	98,533
730478	Administrative Management 5	Anchorage	PT		APT - Exempt Employees	46.2%	94,853	43,822	138,675	72,724
730483	Term Asst Professor	Anchorage	FT		United Academics BU	35.4%	73,954	26,180	100,134	52,512
730484	Admin Specialist 3	Anchorage	FT		APT - Exempt Employees	46.2%	60,592	27,994	88,586	23,693
730486	Athletics Coach 2	Anchorage	FT		APT - Exempt Employees	46.2%	65,623	30,318	95,941	50,313
730488	Athletics Training 2	Anchorage	FT		APT - Exempt Employees	46.2%	51,648	23,861	75,509	39,599
730492	Term Instructor	Anchorage	FT		United Academics BU	35.4%	65,536	23,200	88,736	46,535
730493	Mental Health Provider 4	Anchorage	FT		APT - Exempt Employees	46.2%	101,717	46,993	148,710	77,986
730497	Term Instructor	Anchorage	FT		United Academics BU	35.4%	58,141	20,582	78,723	41,284
730501	Director (Academic-Faculty)	Anchorage	FT		Non-Represented Faculty	30.5%	130,201	39,711	169,912	34,751
730503	IS Professional 3A	Anchorage	FT		APT - Exempt Employees	46.2%	74,684	34,504	109,188	57,260
730504	Term Asst Professor	Anchorage	FT		United Academics BU	35.4%	82,684	29,270	111,954	52,840

Personal Services Expenditure Detail
University of Alaska

Component: Anchorage Campus (753)
RDU: University of Alaska Anchorage (235)

Notes:

1. If a position is split, an asterisk (*) will appear in the Split/Count column. If the split position is also counted in the component, two asterisks (**) will appear in the column.
2. "Pool" PCN refers to UA temporary positions, such as adjunct faculty; student employees; and other non-permanent staff. Multiple incumbents may share the same labor pool position number and pooled budget.

PCN	Job Class Title	Location	Time Status	Split/ Count	Employee Class	Benefit Rate	Annual Budgeted	Annual Benefits	Total Costs	UGF Estimate
							Salary			
730509	Term Asst Professor	Anchorage	FT		United Academics BU	35.4%	88,233	31,234	119,467	62,651
730519	Term Asst Professor	Anchorage	FT		United Academics BU	35.4%	69,429	24,578	94,007	49,299
730524	Administrative Management 4	Anchorage	FT		APT - Exempt Employees	46.2%	120,458	55,652	176,110	0
730525	Training & Development 5	Anchorage	FT		APT - Exempt Employees	46.2%	83,340	38,503	121,843	0
730528	Student Svcs Professional 3	Anchorage	FT		APT - Exempt Employees	46.2%	63,086	29,146	92,232	0
730538	Maint Service Worker IV (MSW4)	Anchorage	FT		AHECTE- Labor Trades & Crafts	51.9%	59,675	30,971	90,646	0
730541	Term Asst Professor	Anchorage	FT		United Academics BU	35.4%	85,621	30,310	115,931	60,796
730543	Administrative Management 3	Anchorage	FT		APT - Exempt Employees	46.2%	85,003	39,271	124,274	0
730545	Term Instructor	Anchorage	FT		United Academics BU	35.4%	63,539	22,493	86,032	45,117
730550	Admin Specialist 3	Anchorage	FT		APT - Exempt Employees	46.2%	26,555	12,268	38,823	0
730554	Admin Specialist 1	Anchorage	FT		PERS - Classified	57.2%	54,878	31,390	86,268	0
730560	Admin Specialist 2	Anchorage	FT		PERS - Classified	57.2%	58,845	33,659	92,504	0
730562	Director (Academic-Faculty)	Anchorage	FT		Non-Represented Faculty	30.5%	153,760	46,897	200,657	105,228
730563	Training & Development 1	Anchorage	FT		PERS - Classified	57.2%	16,692	9,548	26,240	0
730565	Term Asst Professor	Anchorage	FT		United Academics BU	35.4%	76,880	27,216	104,096	54,590
730567	Student Svcs Professional 3	Anchorage	FT		APT - Exempt Employees	46.2%	62,425	28,840	91,265	0
730568	Term Instructor	Anchorage	FT		United Academics BU	35.4%	78,111	27,651	105,762	55,464
730569	Instructional Designer 2	Anchorage	FT		PERS - Classified	57.2%	66,923	38,280	105,203	55,170
730573	Term Asst Professor	Anchorage	FT		United Academics BU	35.4%	81,791	28,954	110,745	58,077
730575	Admin Generalist 3	Anchorage	FT		PERS - Classified	57.2%	51,709	29,578	81,287	42,628
730576	Athletics Training 3	Anchorage	PT		APT - Exempt Employees	46.2%	80,101	37,007	117,108	61,413
730579	Student Services Manager 2B	Anchorage	FT		APT - Exempt Employees	46.2%	106,891	49,384	156,275	81,953
730580	Research Professional 2	Anchorage	PT		APT - Exempt Employees	46.2%	32,811	15,159	47,970	0
730586	IS Professional 3A	Anchorage	FT		PERS - Classified	57.2%	71,032	40,630	111,662	58,558
730587	Admin Generalist 4	Anchorage	FT		PERS - Classified	57.2%	53,279	30,476	83,755	43,922
730589	Student Svcs Professional 2	Anchorage	FT		PERS - Classified	57.2%	57,692	33,000	90,692	47,560
730591	Mental Health Provider 4	Anchorage	PT		APT - Exempt Employees	46.2%	46,265	21,374	67,639	0
730592	Term Asst Professor	Anchorage	FT		United Academics BU	35.4%	65,536	23,200	88,736	46,535
730593	IS Ops Technician 3	Anchorage	FT		PERS - Classified	57.2%	58,246	33,317	91,563	0
730594	Term Asst Professor	Anchorage	FT		United Academics BU	35.4%	71,747	25,398	97,145	50,945
730595	Administrative Management 2	Anchorage	FT		APT - Exempt Employees	46.2%	81,702	37,746	119,448	62,641
730597	Term Asst Professor	Anchorage	FT		United Academics BU	35.4%	91,378	32,348	123,726	64,884
730599	Athletics Training 2	Anchorage	FT		APT - Exempt Employees	46.2%	67,603	31,233	98,836	51,831
730601	Director (Academic-Faculty)	Anchorage	FT		Non-Represented Faculty	30.5%	188,725	57,561	246,286	129,157

Personal Services Expenditure Detail
University of Alaska

Component: Anchorage Campus (753)
RDU: University of Alaska Anchorage (235)

Notes:

1. If a position is split, an asterisk (*) will appear in the Split/Count column. If the split position is also counted in the component, two asterisks (**) will appear in the column.
2. "Pool" PCN refers to UA temporary positions, such as adjunct faculty; student employees; and other non-permanent staff. Multiple incumbents may share the same labor pool position number and pooled budget.

PCN	Job Class Title	Location	Time	Split/ Count	Employee Class	Benefit Rate	Annual Budgeted	Annual Benefits	Total Costs	UGF Estimate
							Salary			
730603	Administrative Professional 1	Anchorage	FT		APT - Exempt Employees	46.2%	84,198	38,899	123,097	0
730604	Admin Specialist 1	Anchorage	PT		PERS - Classified	57.2%	33,811	19,340	53,151	23,692
730606	Term Asst Professor	Anchorage	FT		United Academics BU	35.4%	87,391	30,936	118,327	62,053
730609	Student Svcs Professional 2	Anchorage	FT		PERS - Classified	57.2%	53,812	30,780	84,592	0
730612	Student Svcs Professional 3	Anchorage	FT		APT - Exempt Employees	46.2%	58,843	27,185	86,028	45,115
730613	Academic Administrator	Anchorage	FT		Non-Represented Faculty	30.5%	200,478	61,146	261,624	119,359
730618	Term Asst Professor	Anchorage	FT		United Academics BU	35.4%	72,627	25,710	98,337	51,570
730623	Administrative Professional 2	Anchorage	FT		APT - Exempt Employees	46.2%	65,623	30,318	95,941	0
730626	Training & Development 4	Anchorage	FT		APT - Exempt Employees	46.2%	90,269	41,704	131,973	69,209
730630	Term Assoc Professor	Anchorage	PT		United Academics BU	35.4%	156,871	55,532	212,403	111,388
730633	Term Asst Professor	Anchorage	FT		United Academics BU	35.4%	71,747	25,398	97,145	50,945
730634	Student Svcs Professional 3	Anchorage	FT		APT - Exempt Employees	46.2%	57,692	26,654	84,346	44,232
730635	Term Asst Professor	Anchorage	FT		United Academics BU	35.4%	75,941	26,883	102,824	53,923
730636	Term Asst Professor	Anchorage	FT		United Academics BU	35.4%	100,244	35,486	135,730	17,794
730640	Term Asst Professor	Anchorage	FT		United Academics BU	35.4%	76,896	27,221	104,117	54,601
730643	Term Asst Professor	Anchorage	FT		United Academics BU	35.4%	71,955	25,472	97,427	51,093
730645	Library Professional 1	Anchorage	PT		PERS - Classified	57.2%	26,373	15,085	41,458	0
730648	Admin Generalist 4	Anchorage	FT		PERS - Classified	57.2%	50,187	28,707	78,894	41,373
730656	Student Svcs Professional 3	Anchorage	FT		APT - Exempt Employees	46.2%	47,488	21,939	69,427	0
730657	Student Svcs Technician 2	Anchorage	FT		PERS - Classified	57.2%	42,789	24,475	67,264	35,275
730659	Admin Specialist 3	Anchorage	FT		APT - Exempt Employees	46.2%	70,325	32,490	102,815	53,918
730660	Training & Development 5	Anchorage	FT		APT - Exempt Employees	46.2%	85,003	39,271	124,274	18,248
730665	Associate Dean/Faculty	Anchorage	PT		Non-Represented Faculty	30.5%	117,978	35,983	153,961	80,740
730673	Research Professional 3	Anchorage	FT		APT - Exempt Employees	46.2%	84,198	38,899	123,097	6,455
730675	Term Asst Professor	Anchorage	FT		United Academics BU	35.4%	85,394	30,229	115,623	60,635
730690	Term Asst Professor	Anchorage	PT		United Academics BU	35.4%	36,901	13,063	49,964	26,202
730691	Term Asst Professor	Anchorage	FT		United Academics BU	35.4%	65,543	23,202	88,745	21,873
730692	Term Asst Professor	Anchorage	FT		United Academics BU	35.4%	66,768	23,636	90,404	47,409
730693	Training & Development 4	Anchorage	FT		APT - Exempt Employees	46.2%	71,039	32,820	103,859	20,697
730696	Director (Academic-Faculty)	Anchorage	PT		Non-Represented Faculty	30.5%	72,883	22,229	95,112	49,879
730697	Student Svcs Manager 1	Anchorage	FT		APT - Exempt Employees	46.2%	67,627	31,244	98,871	0
730699	Admin Specialist 3	Anchorage	FT		APT - Exempt Employees	46.2%	61,871	28,584	90,455	2,372
730700	Term Instructor	Anchorage	FT		United Academics BU	35.4%	70,356	24,906	95,262	49,957
730701	Research Professional 3	Anchorage	FT		APT - Exempt Employees	46.2%	71,034	32,818	103,852	10,893

Personal Services Expenditure Detail
University of Alaska

Component: Anchorage Campus (753)
RDU: University of Alaska Anchorage (235)

Notes:

1. If a position is split, an asterisk (*) will appear in the Split/Count column. If the split position is also counted in the component, two asterisks (**) will appear in the column.
2. "Pool" PCN refers to UA temporary positions, such as adjunct faculty; student employees; and other non-permanent staff. Multiple incumbents may share the same labor pool position number and pooled budget.

PCN	Job Class Title	Location	Time Status	Split/ Count	Employee Class	Benefit Rate	Annual Budgeted	Annual	Total	UGF
							Salary	Benefits	Costs	Estimate
730702	Term Instructor	Anchorage	FT		United Academics BU	35.4%	78,670	27,849	106,519	55,861
730712	Mental Health Provider 1	Anchorage	FT		APT - Exempt Employees	46.2%	68,309	31,559	99,868	0
730724	Admin Generalist 3	Anchorage	FT		PERS - Classified	57.2%	45,926	26,270	72,196	37,861
730725	Term Instructor	Anchorage	FT		United Academics BU	35.4%	54,622	19,336	73,958	16,290
730726	Term Instructor	Anchorage	FT		United Academics BU	35.4%	78,671	27,850	106,521	55,861
730731	Term Assistant Professor	Anchorage	FT		United Academics BU	35.4%	87,391	30,936	118,327	0
730733	Student Svcs Professional 3	Anchorage	FT		APT - Exempt Employees	46.2%	58,843	27,185	86,028	45,115
730736	Athletics Coach 2	Anchorage	FT		APT - Exempt Employees	46.2%	62,423	28,839	91,262	47,860
730737	Athletics Coach 2	Anchorage	FT		APT - Exempt Employees	46.2%	58,843	27,185	86,028	45,115
730738	Athletics Coach 2	Anchorage	FT		APT - Exempt Employees	46.2%	62,423	28,839	91,262	47,860
730741	IS Ops Technician 3	Anchorage	FT		PERS - Classified	57.2%	61,871	35,390	97,261	40,805
730752	Term Instructor	Anchorage	PT		United Academics BU	35.4%	40,673	14,398	55,071	0
730757	Student Svcs Professional 2	Anchorage	FT		PERS - Classified	57.2%	54,870	31,386	86,256	45,234
730758	Term Asst Professor	Anchorage	FT		United Academics BU	35.4%	74,817	26,485	101,302	53,125
730759	Term Instructor	Anchorage	FT		United Academics BU	35.4%	59,659	21,119	80,778	42,362
730766	Term Asst Professor	Anchorage	FT		United Academics BU	35.4%	69,429	24,578	94,007	0
730767	Research Technician 4	Anchorage	FT		PERS - Classified	57.2%	93,309	53,373	146,682	76,923
730768	Student Svcs Professional 4	Anchorage	FT		APT - Exempt Employees	46.2%	64,983	30,022	95,005	49,822
730780	Term Asst Professor	Anchorage	FT		United Academics BU	35.4%	69,700	24,674	94,374	49,491
730784	Admin Specialist 4	Anchorage	FT		APT - Exempt Employees	46.2%	93,933	43,397	137,330	72,018
730788	Administrative Professional 4	Anchorage	FT		APT - Exempt Employees	46.2%	98,696	45,598	144,294	0
730796	Term Instructor	Anchorage	PT		United Academics BU	35.4%	57,534	20,367	77,901	40,853
730798	Term Instructor	Anchorage	FT		United Academics BU	35.4%	44,848	15,876	60,724	31,845
730799	Library Professional 1	Anchorage	PT		PERS - Classified	57.2%	52,746	30,171	82,917	0
730804	Research Professional 2	Anchorage	FT		APT - Exempt Employees	46.2%	69,658	32,182	101,840	5,340
730807	Training & Development 1	Anchorage	FT		PERS - Classified	57.2%	33,387	19,097	52,484	0
730819	Term Instructor	Anchorage	FT		United Academics BU	35.4%	58,952	20,869	79,821	41,860
730825	Student Svcs Professional 3	Anchorage	PT		APT - Exempt Employees	46.2%	57,623	26,622	84,245	44,180
730830	Term Asst Professor	Anchorage	PT		United Academics BU	35.4%	35,393	12,529	47,922	0
730831	Admin Specialist 1	Anchorage	FT		PERS - Classified	57.2%	48,268	27,609	75,877	39,791
730832	Administrative Professional 1	Anchorage	FT		APT - Exempt Employees	46.2%	67,627	31,244	98,871	51,850
730843	Term Asst Professor	Anchorage	FT		United Academics BU	35.4%	88,569	31,353	119,922	62,890
730844	Administrative Professional 2	Anchorage	FT		APT - Exempt Employees	46.2%	63,960	29,550	93,510	22,067
730845	Physical Health Provider 3	Anchorage	FT		APT - Exempt Employees	46.2%	79,251	36,614	115,865	0

Personal Services Expenditure Detail
University of Alaska

Component: Anchorage Campus (753)
RDU: University of Alaska Anchorage (235)

Notes:

1. If a position is split, an asterisk (*) will appear in the Split/Count column. If the split position is also counted in the component, two asterisks (**) will appear in the column.
2. "Pool" PCN refers to UA temporary positions, such as adjunct faculty; student employees; and other non-permanent staff. Multiple incumbents may share the same labor pool position number and pooled budget.

PCN	Job Class Title	Location	Time Status	Split/ Count	Employee Class	Benefit Rate	Annual Budgeted	Annual Benefits	Total Costs	UGF Estimate
							Salary			
730847	Stu Svcs Profess 2 (Exempt)	Anchorage	FT		APT - Exempt Employees	46.2%	55,475	25,629	81,104	42,533
730848	Admin Specialist 3	Anchorage	FT		APT - Exempt Employees	46.2%	48,298	22,314	70,612	37,030
730851	Term Instructor	Anchorage	FT		United Academics BU	35.4%	78,671	27,850	106,521	55,861
730854	Student Svcs Professional 2	Anchorage	FT		PERS - Classified	57.2%	54,878	31,390	86,268	45,241
730855	Security Officer IV	Anchorage	FT		PERS - Classified	57.2%	71,032	40,630	111,662	58,558
730857	Stu Svcs Profess 2 (Exempt)	Anchorage	FT		APT - Exempt Employees	46.2%	53,812	24,861	78,673	41,258
730861	Communications Specialist 3	Anchorage	FT		PERS - Classified	57.2%	44,584	25,502	70,086	36,754
730865	Admin Specialist 3	Anchorage	FT		APT - Exempt Employees	46.2%	60,037	27,737	87,774	46,030
730871	Associate Dean/Faculty	Anchorage	FT		Non-Represented Faculty	30.5%	183,061	55,834	238,895	125,281
730877	Research Asst Professor	Anchorage	PT		United Academics BU	35.4%	101,376	35,887	137,263	13,711
730878	Research Professional 2	Anchorage	PT		APT - Exempt Employees	46.2%	47,314	21,859	69,173	7,255
730880	Admin Specialist 2	Anchorage	FT		PERS - Classified	57.2%	55,944	32,000	87,944	23,060
730889	Instructor	Anchorage	FT		United Academics BU	35.4%	65,536	23,200	88,736	46,535
730893	Library Professional 4	Anchorage	FT		APT - Exempt Employees	46.2%	87,604	40,473	128,077	0
730897	Term Instructor	Anchorage	FT		United Academics BU	35.4%	80,813	28,608	109,421	57,382
730908	Training & Development 4	Anchorage	FT		APT - Exempt Employees	46.2%	74,684	34,504	109,188	11,452
730909	Training & Development 2	Anchorage	FT		PERS - Classified	57.2%	73,938	42,293	116,231	60,953
730910	Communications Specialist 4	Anchorage	FT		APT - Exempt Employees	46.2%	58,241	26,907	85,148	8,931
730916	Communications Specialist 2	Anchorage	FT		PERS - Classified	57.2%	49,185	28,134	77,319	40,547
730918	Research Professional 2	Anchorage	FT		APT - Exempt Employees	46.2%	72,488	33,489	105,977	8,336
730923	Admin Specialist 2	Anchorage	PT		PERS - Classified	57.2%	104,468	59,756	164,224	86,122
730925	Training & Development 2	Anchorage	FT		PERS - Classified	57.2%	41,618	23,805	65,423	34,309
730926	Term Instructor	Anchorage	FT		United Academics BU	35.4%	86,234	30,527	116,761	23,880
730927	Term Instructor	Anchorage	FT		United Academics BU	35.4%	84,620	29,955	114,575	60,085
730939	Training & Development 5	Anchorage	FT		APT - Exempt Employees	46.2%	84,193	38,897	123,090	0
730947	Student Svcs Professional 2	Anchorage	FT		PERS - Classified	57.2%	54,870	31,386	86,256	45,234
730949	Term Asst Professor	Anchorage	FT		United Academics BU	35.4%	78,991	27,963	106,954	56,089
730964	Term Asst Professor	Anchorage	FT		United Academics BU	35.4%	84,043	29,751	113,794	59,676
730971	Term Asst Professor	Anchorage	FT		United Academics BU	35.4%	88,569	31,353	119,922	62,890
730972	Broadcast/Media Professional 3	Anchorage	FT		APT - Exempt Employees	46.2%	81,699	37,745	119,444	0
730973	Student Svcs Manager 2	Anchorage	PT		APT - Exempt Employees	46.2%	76,170	35,191	111,361	0
730988	Term Assistant Professor	Anchorage	PT		United Academics BU	35.4%	40,999	14,514	55,513	29,112
730990	Term Asst Professor	Anchorage	FT		United Academics BU	35.4%	71,875	25,444	97,319	51,036
730991	Training & Development 4	Anchorage	FT		APT - Exempt Employees	46.2%	70,334	32,494	102,828	8,089

Personal Services Expenditure Detail
University of Alaska

Component: Anchorage Campus (753)
RDU: University of Alaska Anchorage (235)

Notes:

1. If a position is split, an asterisk (*) will appear in the Split/Count column. If the split position is also counted in the component, two asterisks (**) will appear in the column.
2. "Pool" PCN refers to UA temporary positions, such as adjunct faculty; student employees; and other non-permanent staff. Multiple incumbents may share the same labor pool position number and pooled budget.

PCN	Job Class Title	Location	Time Status	Split/ Count	Employee Class	Benefit Rate	Annual Budgeted	Annual Benefits	Total Costs	UGF Estimate
							Salary			
730994	Training & Development 4	Anchorage	FT		APT - Exempt Employees	46.2%	77,754	35,922	113,676	53,653
730996	Fiscal Technician 3	Anchorage	FT		PERS - Classified	57.2%	48,270	27,610	75,880	0
730997	Term Asst Professor	Anchorage	FT		United Academics BU	35.4%	99,794	35,327	135,121	70,860
730999	Term Instructor	Anchorage	FT		United Academics BU	35.4%	63,464	22,466	85,930	45,063
731000	Student Svcs Manager 1	Anchorage	PT		APT - Exempt Employees	46.2%	68,309	31,559	99,868	52,372
731004	Term Instructor	Anchorage	FT		United Academics BU	35.4%	78,671	27,850	106,521	55,861
731008	Administrative Management 2	Anchorage	FT		APT - Exempt Employees	46.2%	125,703	58,075	183,778	96,376
731010	Term Asst Professor	Anchorage	FT		United Academics BU	35.4%	78,671	27,850	106,521	55,861
731013	Term Asst Professor	Anchorage	FT		United Academics BU	35.4%	73,282	25,942	99,224	26,017
731016	Admin Generalist 3	Anchorage	FT		PERS - Classified	57.2%	42,789	24,475	67,264	35,275
731021	Term Asst Professor	Anchorage	FT		United Academics BU	35.4%	67,254	23,808	91,062	47,755
731026	Associate Dean/Faculty	Anchorage	FT		Non-Represented Faculty	30.5%	158,877	48,457	207,334	108,730
731034	Term Asst Professor	Anchorage	PT		United Academics BU	35.4%	60,227	21,320	81,547	42,765
731036	Term Asst Professor	Anchorage	FT		United Academics BU	35.4%	72,056	25,508	97,564	51,164
731037	Term Asst Professor	Anchorage	FT		United Academics BU	35.4%	100,881	35,712	136,593	71,632
731048	Research Professional 2	Anchorage	FT		APT - Exempt Employees	46.2%	60,591	27,993	88,584	0
731054	Admin Specialist 1	Anchorage	FT		PERS - Classified	57.2%	64,365	36,817	101,182	53,062
731056	Athletics Coach 2	Anchorage	PT		APT - Exempt Employees	46.2%	60,037	27,737	87,774	46,030
731058	Admin Specialist 2	Anchorage	FT		PERS - Classified	57.2%	58,240	33,313	91,553	48,012
731061	Training & Development 1	Anchorage	FT		PERS - Classified	57.2%	39,380	22,525	61,905	0
731064	Fiscal Professional 3	Anchorage	FT		APT - Exempt Employees	46.2%	64,983	30,022	95,005	49,822
731074	Term Instructor	Anchorage	FT		United Academics BU	35.4%	78,670	27,849	106,519	55,861
731083	Campus Services Retail 4	Anchorage	FT		APT - Exempt Employees	46.2%	52,746	24,369	77,115	0
731084	Campus Services Generalist 3	Anchorage	PT		PERS - Classified	57.2%	31,153	17,820	48,973	25,682
731085	Fiscal Professional 3	Anchorage	FT		APT - Exempt Employees	46.2%	93,936	43,398	137,334	72,021
731087	Term Asst Professor	Anchorage	FT		United Academics BU	35.4%	74,818	26,486	101,304	53,125
731088	Term Asst Professor	Anchorage	FT		United Academics BU	35.4%	72,770	25,761	98,531	51,671
731090	Communications Specialist 2	Anchorage	FT		PERS - Classified	57.2%	49,185	28,134	77,319	40,547
731095	Fiscal Manager 1	Anchorage	FT		APT - Exempt Employees	46.2%	96,771	44,708	141,479	74,194
731115	Mental Health Provider 1	Anchorage	PT		APT - Exempt Employees	46.2%	40,720	18,813	59,533	0
731118	Training & Development 3	Anchorage	FT		PERS - Classified	57.2%	76,981	44,033	121,014	63,462
731122	Training & Development 2	Anchorage	FT		PERS - Classified	57.2%	51,701	29,573	81,274	0
731124	Crafts & Trades I (CT1)	Anchorage	FT		AHECTE- Labor Trades & Crafts	51.9%	59,676	30,972	90,648	0
731126	Student Svcs Professional 3	Anchorage	FT		APT - Exempt Employees	46.2%	58,843	27,185	86,028	0

Personal Services Expenditure Detail
University of Alaska

Component: Anchorage Campus (753)
RDU: University of Alaska Anchorage (235)

Notes:

1. If a position is split, an asterisk (*) will appear in the Split/Count column. If the split position is also counted in the component, two asterisks (**) will appear in the column.
2. "Pool" PCN refers to UA temporary positions, such as adjunct faculty; student employees; and other non-permanent staff. Multiple incumbents may share the same labor pool position number and pooled budget.

PCN	Job Class Title	Location	Time Status	Split/ Count	Employee Class	Benefit Rate	Annual	Annual Benefits	Total Costs	UGF Estimate
							Budgeted Salary			
731133	Term Asst Professor	Anchorage	FT		United Academics BU	35.4%	71,748	25,399	97,147	25,473
731136	Research Professional 3	Anchorage	FT		APT - Exempt Employees	46.2%	71,032	32,817	103,849	2,723
731141	Administrative Professional 1	Anchorage	FT		APT - Exempt Employees	46.2%	57,692	26,654	84,346	44,232
731148	Fiscal Professional 1	Anchorage	PT		PERS - Classified	57.2%	50,469	28,868	79,337	41,606
731149	Term Asst Professor	Anchorage	FT		United Academics BU	35.4%	130,490	46,193	176,683	59,778
731154	Fiscal Professional 1	Anchorage	FT		PERS - Classified	57.2%	57,699	33,004	90,703	47,566
731155	Fiscal Professional 1	Anchorage	FT		PERS - Classified	57.2%	57,692	33,000	90,692	19,024
731156	Student Svcs Professional 3	Anchorage	FT		APT - Exempt Employees	46.2%	53,254	24,603	77,857	40,830
731157	Student Svcs Professional 3	Anchorage	PT		APT - Exempt Employees	46.2%	54,317	25,094	79,411	41,645
731161	Director (Academic-Faculty)	Anchorage	FT		Non-Represented Faculty	30.5%	179,024	54,602	233,626	122,518
731163	Research Professional 3	Anchorage	FT		APT - Exempt Employees	46.2%	79,226	36,602	115,828	9,111
731164	Term Instructor	Anchorage	FT		United Academics BU	35.4%	62,521	22,132	84,653	44,394
731173	Term Instructor	Anchorage	FT		United Academics BU	35.4%	65,543	23,202	88,745	46,540
731188	Security Officer II	Anchorage	FT		PERS - Classified	57.2%	52,746	30,171	82,917	43,483
731192	Associate Director/Faculty	Anchorage	FT		Non-Represented Faculty	30.5%	157,320	47,983	205,303	107,664
731199	Term Instructor	Anchorage	PT		United Academics BU	35.4%	61,495	21,769	83,264	43,665
731200	Training & Development 5	Anchorage	FT		APT - Exempt Employees	46.2%	84,193	38,897	123,090	0
731205	Student Svcs Professional 4	Anchorage	FT		APT - Exempt Employees	46.2%	71,762	33,154	104,916	550
731208	Admin Specialist 2	Anchorage	FT		PERS - Classified	57.2%	70,335	40,232	110,567	0
731216	Research Technician 3	Anchorage	PT		PERS - Classified	57.2%	36,201	20,707	56,908	29,844
731219	Term Asst Professor	Anchorage	FT		United Academics BU	35.4%	76,689	27,148	103,837	54,454
731220	Student Svcs Professional 2	Anchorage	FT		PERS - Classified	57.2%	59,440	34,000	93,440	49,001
731221	Research Professional 3	Anchorage	FT		APT - Exempt Employees	46.2%	75,451	34,858	110,309	57,848
731223	Fiscal Manager 1	Anchorage	FT		APT - Exempt Employees	46.2%	80,891	37,372	118,263	49,615
731226	Director (Academic-Faculty)	Anchorage	FT		Non-Represented Faculty	30.5%	156,812	47,828	204,640	96,585
731229	Director (Academic-Faculty)	Anchorage	FT		Non-Represented Faculty	30.5%	197,467	60,227	257,694	121,625
731232	Term Asst Professor	Anchorage	FT		United Academics BU	35.4%	73,794	26,123	99,917	52,398
731235	Fiscal Professional 3	Anchorage	FT		APT - Exempt Employees	46.2%	85,862	39,668	125,530	65,830
731240	Security Officer II	Anchorage	FT		PERS - Classified	57.2%	52,749	30,172	82,921	43,486
731247	Term Asst Professor	Anchorage	FT		United Academics BU	35.4%	68,671	24,310	92,981	48,761
731251	Research Professional 2	Anchorage	FT		APT - Exempt Employees	46.2%	63,086	29,146	92,232	48,368
731252	Administrative Management 2	Anchorage	FT		APT - Exempt Employees	46.2%	96,963	44,797	141,760	0
731259	Term Asst Professor	Anchorage	FT		United Academics BU	35.4%	76,880	27,216	104,096	54,590
731260	Administrative Professional 2	Anchorage	FT		APT - Exempt Employees	46.2%	71,760	33,153	104,913	55,018

Personal Services Expenditure Detail
University of Alaska

Component: Anchorage Campus (753)
RDU: University of Alaska Anchorage (235)

Notes:

1. If a position is split, an asterisk (*) will appear in the Split/Count column. If the split position is also counted in the component, two asterisks (**) will appear in the column.
2. "Pool" PCN refers to UA temporary positions, such as adjunct faculty; student employees; and other non-permanent staff. Multiple incumbents may share the same labor pool position number and pooled budget.

PCN	Job Class Title	Location	Time	Split/ Status Count	Employee Class	Benefit Rate	Annual	Annual Benefits	Total Costs	UGF Estimate
							Budgeted Salary			
731261	Term Asst Professor	Anchorage	FT		United Academics BU	35.4%	78,111	27,651	105,762	0
731268	Administrative Management 3	Anchorage	FT		APT - Exempt Employees	46.2%	98,690	45,595	144,285	75,666
731269	Research Professional 2	Anchorage	PT		APT - Exempt Employees	46.2%	37,869	17,495	55,364	7,258
731272	Crafts & Trades I (CT1)	Anchorage	FT		AHECTE- Labor Trades & Crafts	51.9%	58,481	30,352	88,833	0
731281	Student Svcs Technician 3	Anchorage	FT		PERS - Classified	57.2%	52,746	30,171	82,917	43,483
731282	Term Assoc Professor	Anchorage	FT		United Academics BU	35.4%	77,855	27,561	105,416	55,282
731284	Research Professional 2	Anchorage	FT		APT - Exempt Employees	46.2%	61,871	28,584	90,455	0
731286	Term Asst Professor	Anchorage	FT		United Academics BU	35.4%	65,540	23,201	88,741	46,538
731287	Fiscal Professional 1	Anchorage	FT		PERS - Classified	57.2%	52,746	30,171	82,917	43,483
731290	Term Asst Professor	Anchorage	FT		United Academics BU	35.4%	107,788	38,157	145,945	38,268
731294	Student Svcs Professional 2	Anchorage	FT		PERS - Classified	57.2%	54,878	31,390	86,268	45,241
731298	Security Officer II	Anchorage	FT		PERS - Classified	57.2%	52,746	30,171	82,917	43,483
731299	Term Instructor	Anchorage	FT		United Academics BU	35.4%	75,046	26,566	101,612	53,287
731303	Associate Dean/Faculty	Anchorage	FT		Non-Represented Faculty	30.5%	128,773	39,276	168,049	88,128
731306	Physical Health Provider 4	Anchorage	PT		APT - Exempt Employees	46.2%	64,892	29,980	94,872	0
731307	Student Svcs Professional 2	Anchorage	FT		PERS - Classified	57.2%	53,812	30,780	84,592	44,362
731308	Term Instructor	Anchorage	FT		United Academics BU	35.4%	65,707	23,260	88,967	46,656
731309	Term Professor	Anchorage	PT		United Academics BU	35.4%	99,557	35,243	134,800	70,692
731310	Training & Development 3	Anchorage	FT		PERS - Classified	57.2%	68,307	39,072	107,379	56,311
731315	Term Instructor	Anchorage	FT		United Academics BU	35.4%	73,810	26,129	99,939	0
731322	Term Instructor	Anchorage	FT		United Academics BU	35.4%	78,670	27,849	106,519	55,861
731324	Fiscal Professional 1	Anchorage	FT		PERS - Classified	57.2%	58,246	33,317	91,563	48,017
731327	Student Svcs Professional 2	Anchorage	FT		PERS - Classified	57.2%	58,843	33,658	92,501	48,509
731343	Term Asst Professor	Anchorage	FT		United Academics BU	35.4%	76,880	27,216	104,096	54,590
731350	Administrative Management 2	Anchorage	FT		APT - Exempt Employees	46.2%	71,763	33,155	104,918	0
731353	Term Asst Professor	Anchorage	FT		United Academics BU	35.4%	76,689	27,148	103,837	54,454
731357	Director (Academic-Faculty)	Anchorage	FT		Non-Represented Faculty	30.5%	128,133	39,081	167,214	87,690
731362	Mental Health Provider 3	Anchorage	PT		APT - Exempt Employees	46.2%	53,040	24,504	77,544	0
731370	Administrative Management 4	Anchorage	FT		APT - Exempt Employees	46.2%	76,763	35,465	112,228	7,643
731372	Mental Health Provider 1	Anchorage	FT		APT - Exempt Employees	46.2%	51,270	23,687	74,957	0
731377	Research Professional 1	Anchorage	FT		PERS - Classified	57.2%	54,329	31,076	85,405	4,478
731383	Communications Specialist 3	Anchorage	FT		PERS - Classified	57.2%	52,746	30,171	82,917	43,483
731384	Mental Health Provider 2	Anchorage	PT		APT - Exempt Employees	46.2%	47,764	22,067	69,831	0
731387	Student Svcs Professional 2	Anchorage	FT		PERS - Classified	57.2%	53,812	30,780	84,592	44,362

Personal Services Expenditure Detail
University of Alaska

Component: Anchorage Campus (753)
RDU: University of Alaska Anchorage (235)

Notes:

1. If a position is split, an asterisk (*) will appear in the Split/Count column. If the split position is also counted in the component, two asterisks (**) will appear in the column.
2. "Pool" PCN refers to UA temporary positions, such as adjunct faculty; student employees; and other non-permanent staff. Multiple incumbents may share the same labor pool position number and pooled budget.

PCN	Job Class Title	Location	Time Status	Split/ Count	Employee Class	Benefit Rate	Annual Budgeted	Annual	Total	UGF Estimate
							Salary	Benefits	Costs	
731389	Mental Health Provider 2	Anchorage	FT		APT - Exempt Employees	46.2%	50,516	23,338	73,854	0
731395	Term Asst Professor	Anchorage	FT		United Academics BU	35.4%	92,209	32,642	124,851	0
731397	Training & Development 3	Anchorage	FT		PERS - Classified	57.2%	56,562	32,353	88,915	0
731400	Term Asst Professor	Anchorage	FT		United Academics BU	35.4%	87,381	30,933	118,314	62,046
731406	Term Asst Professor	Anchorage	FT		United Academics BU	35.4%	76,528	27,091	103,619	54,340
731409	Student Svcs Professional 4	Anchorage	FT		APT - Exempt Employees	46.2%	62,425	28,840	91,265	47,861
Pool	Adjunct Faculty	Anchorage	PT		Non-Represented Adjunct Faculty	0.0%	1,388,857	134,719	1,523,576	798,992
Pool	Adjunct Faculty	Anchorage	PT		UNAD Adjunct Faculty	0.0%	2,874,377	278,855	3,153,233	1,653,613
Pool	UA Labor Pool	Anchorage	PT		Labor Pool	0.0%	18,960,654	0	18,960,654	9,943,317

Total Position Costs 126,336,777 44,493,246 170,830,023 81,240,636

Full Time Positions: 1,183
Part Time Positions: 80
Positions in Component: 1,263

Federal Receipts (1002) 9,876,443
General Fund Receipts (1004) 81,240,636
Interagency Receipts (1007) 1,886,540
University Receipts (1048) 70,837,360
UA Intra-agency Transfers (1174) 6,989,044
UA Funding 170,830,023

State of Alaska FY2026 Governor's Operating Budget

University of Alaska Small Business Development Center Component Budget Summary

Component: Small Business Development Center

Contribution to Department's Mission

The Alaska Small Business Development Center and the Alaska Procurement Technical Assistance Center each receive State match funding and report through the suite of programs housed within the UAA Business Enterprise Institute (BEI). The UAA BEI mission is to develop and diversify Alaska's economy. The UAA BEI vision is to position the University of Alaska as a "go-to" industry partner. This engagement advances the economy and communities across Alaska through business and economic development. Additional programs that report through the UAA BEI include the UA Center for Economic Development, the Alaska Manufacturing Extension Partnership (Alaska MEP), the Alaska Cooperative Development Center (ACDC).

The Alaska Small Business Development Center (SBDC) has provided a direct link between UAA and businesses, entrepreneurs, and community leaders throughout Alaska since 1986, offering free and confidential business advising, workshops, and online resources. Its mission is to celebrate, grow, and connect businesses in Alaska through experienced business coaching and innovative programs. The Alaska SBDC contributes directly to the UA and UAA's mission by forming productive partnerships with public entities and private industries and enhancing Alaska's communities and economic growth. The SBDC affiliated programs include BuyAlaska, the State Small Business Credit Initiative, the Tribal Small Business Credit Initiative, the SSBCI Technical Assistance Program, the Alaska AI Business Research Program, the Rural Business Development Program, and the Technology Research and Development Center. With offices in Anchorage, Fairbanks, Juneau, Ketchikan, Soldotna, Homer, Seward, and Wasilla, the SBDC's statewide and rural outreach supports businesses and entrepreneurs at all levels of development to find pathways to sustainable growth.

The Alaska APEX Accelerator works to expand suppliers to the federal, State, and local government marketplace and provide opportunities for Alaska companies to acquire the skills and know-how to compete. In 2023, the management of the program shifted to the Department of Defense (DoD) Office of Small Business Programs expanding the mission to include building a strong, sustainable, and resilient U.S. supply chains by assisting a wide range of businesses that pursue and perform under contracts with the DoD, other federal agencies, State and local governments and with government prime contractors. The Alaska APEX has helped companies across the State navigate the often complex and challenging process of qualifying for and winning government contracts with its up-to-date market research, award-winning Bid Match program, ongoing technical support, a national network of procurement specialists, and targeted government program assistance. It serves to raise awareness of contracting opportunities at federal, State, and local levels. The Alaska APEX's work increases economic opportunities across the State.

Core Services

- Provide one-on-one counseling, informational seminars, resource referral, affiliate program introductions, and training/workshops.
- Provide real-time and online demand training to over 5,000 Alaskan businesses annually.
- Coordinate public and private resources to strengthen the overall business community.
- Use industry-leading software and resources to conduct market research tailored to client needs.
- Encourage in-state purchases of goods and services through BuyAlaska, a program that represents 1,200 Alaska-based businesses in 55 communities.
- Provide loan guarantees, loan collateral, loan participations, and equity fund investments to help lenders and investors provide new capital to Alaska's small businesses through the State Small Business Credit Initiative.
- Provide procurement training, counseling, and solicitation support throughout the State, and help inform Alaskan businesses of government contracting opportunities through its award-winning Bid Match program.

Major Component Accomplishments in 2024

Supporting Alaska's Businesses. The Alaska Small Business Development Center (SBDC) helped 1,634 clients in over 100 communities start 198 new businesses statewide, secure \$36 million in new private sector funding, and support 3,400 jobs. The SBDC provided \$40,000 in grant funding to five Alaskan innovators to help them apply for

Small Business and Innovation Research grants, resulting in over \$400,000 in federal funding for their projects. The Alaska SBDC also hosts the Alaska Small Business Survey, the largest survey of small businesses in the State. This information is used by policymakers, economic development organizations and federal agencies to drive policy decisions, allocate resources and create new programs to support small businesses.

The SBDC partnered with the State of Alaska to secure \$59 million in new funding for a loan guarantee, loan collateral, and loan participation program to help underserved small businesses access private sector capital. Additionally, the SBDC created a collation of 125 Alaska tribes to secure \$83 million in Tribal State Small Business Credit Initiative (SSBCI) funds. This is the largest SSBCI Tribal consortium in the nation and represents the largest investment the United States Treasury has ever made into tribal communities. So far, the State SSBCI program has been the second fastest deployed program in the country after Montana.

The Alaska SBDC Artificial Intelligence (AI) program has become a national leader in the business development AI space. Over 30 Generative Pre-trained Transformer (GPT) tools have been developed and deployed to over 2,000 users nationwide. The AI Program Director has provided training and assistance to over 35 State SBDCs and government agencies across the nation as well as for GoDaddy and the America's SBDC national conference. The program also launched the first statewide AI conference in Alaska this year hosting 400 attendees and speakers from across the United States to discuss the impact of AI on business, government, and education. Another AI conference is planned for 2025 focusing on AI and healthcare.

The SBDC's rural program served 216 business owners in 2023 and launched employment initiatives resulting in 359 jobs supported. Recent rural workshops included the communities of Dutch Harbor, Dillingham, Valdez, Gambell, Savoonga, White Mountain, Diomedes, Cordova, and Sitka.

The SBDC's Technology, Research, and Development (TREND) program awarded \$49,000 in Phase 0 grants to five Alaska innovators to help them pursue federal small business innovation research and small business technology transfer (SBIR/STTR) funding. For the last five years over half of all SBIR/STTR recipients in the State of Alaska have been previous TREND Phase 0 award winners, and the success rate is 30 percent.

The Alaska APEX provided technical assistance to 486 businesses in over 60 communities statewide. Clients received 1,750 hours of training and education on contracting topics. Additionally, the Alaska APEX coordinated and hosted various Industry Day events. Industry Day events provide information on pending procurements, encourage competition, create a level playing field for all potential offerors, and educate businesses on procurement practices and policies. As a result of these core services, clients reported securing 5,600 government contracts worth \$1.6 billion.

Additional effort was given to reskilling, recovery, and supporting the private and public sector recovery efforts through other programs.

Leveraging Applied Learning via Apprenticeships. The Center for Strategic Partnerships and Research (CSPR) is working with the United States Department of Labor (USDOL) and the Alaska Department of Labor and Workforce Development (AKDOL&WD) to help expand access to registered apprenticeship programs for the University of Alaska system. The CSPR is currently engaging with each of the colleges at the UAA and developing career pathways for students to "earn while you learn." Additionally, the CSPR works directly with the UAA's Community and Technical College and provides pathways for individuals who have completed registered apprenticeship programs to transfer their on-the-job training and related technical instruction toward college credit, expediting degree completion. This initiative includes multiple businesses and industry collaborations as well as education leaders to identify current issues, develop solutions, and provide career trajectories for individuals who have suffered unemployment and financial turmoil during the pandemic. The CSPR serves as an authorized sponsor for multi-occupation apprenticeships for the UA system, meaning that the UA system can now establish USDOL-registered apprenticeships for any occupation. Current developments include Peer Support Specialists, Research Technicians,

Line Cooks, Diesel and Heavy Equipment Mechanics, Automotive Service Technicians All UA campuses are working on a new opportunity to establish a new apprenticeship for teachers and educators who will serve the needs of the entire State and all education levels.

Providing Applied Learning Opportunities. The Applied Environmental Research Center (AERC) operates with zero general funds. The AERC leverages a Cooperative Agreement between the UAA, the U.S. Army Corps of Engineers (USACE), and the Department of Defense (DoD). The AERC serves to advance jobs and opportunities for Alaska. The AERC employs UA faculty, staff, and students in various applied research activities. The AERC contracts focus on studying environmental changes' impact on species survival, population dynamics, pollutants, and the interactions between humans, wildlife, and the environment. Additionally, the AERC established the first registered apprenticeship program for research technicians, where students are offered positions in applied research after successful completion. The AERC was also recently awarded a new cooperative agreement, with the National Park Service, and performs similar environmental, wildlife, and climate change-related research to support the mission of the United States Department of the Interior. The AERC has also been awarded funding to provide "teach the teacher" outreach and assist Alaska rural communities with curriculum development in science, technology, engineering, and mathematics (STEM) at the local level. As well as a new five-year cooperative agreement with the United States Department of Homeland Security through their Scientific Leadership Award for the Center to provide a robust Arctic Summer Internship program and design a new Fellowship program to engage underrepresented students in STEM programs and active projects.

Key Component Challenges

See University of Alaska Anchorage Results Delivery Unit.

Significant Changes in Results to be Delivered in FY2026

See University of Alaska Anchorage Results Delivery Unit.

Statutory and Regulatory Authority

No statutes and regulations.

Contact Information
Contact: Michelle Rizk, Vice President, University Relations Phone: (907) 450-8187 E-mail: marizk@alaska.edu

Small Business Development Center Personal Services Information					
Authorized Positions			Personal Services Costs		
	<u>FY2025</u> <u>Management</u> <u>Plan</u>	<u>FY2026</u> <u>Governor</u>			
			Annual Salaries		0
Full-time	0	0	Premium Pay		0
Part-time	0	0	Annual Benefits		0
Nonpermanent	0	0	Less % Vacancy Factor		()
			Lump Sum Premium Pay		0
Totals	0	0	Total Personal Services		

Position Classification Summary					
Job Class Title	Anchorage	Fairbanks	Juneau	Others	Total
No personal services.					
Totals	0	0	0	0	0

Component Detail All Funds
University of Alaska

Component: Small Business Development Center (2911)
RDU: University of Alaska Anchorage (235)

Non-Formula Component

	FY2024 Actuals	FY2025 Enrolled	FY2025 Authorized	FY2025 Management Plan	FY2026 Governor Adjusted Base	FY2026 Governor	FY2025 Management Plan vs FY2026 Governor	
1000 Personal Services	2,513.9	2,436.2	2,436.2	2,436.2	2,436.2	2,436.2	0.0	0.0%
2000 Travel	42.0	32.0	32.0	32.0	32.0	32.0	0.0	0.0%
3000 Services	1,145.8	1,091.4	1,091.4	1,171.4	1,171.4	1,171.4	0.0	0.0%
4000 Commodities	21.4	125.0	125.0	61.8	61.8	61.8	0.0	0.0%
5000 Capital Outlay	0.0	0.0	0.0	0.0	0.0	0.0	0.0	0.0%
7000 Grants, Benefits	0.0	0.0	0.0	0.0	0.0	0.0	0.0	0.0%
8000 Miscellaneous	0.0	0.0	0.0	0.0	0.0	0.0	0.0	0.0%
Totals	3,723.1	3,684.6	3,684.6	3,701.4	3,701.4	3,701.4	0.0	0.0%
Fund Sources:								
1002 Fed Rcpts (Fed)	1,992.9	1,200.0	1,200.0	1,216.8	1,216.8	1,216.8	0.0	0.0%
1004 Gen Fund (UGF)	959.6	959.6	959.6	959.6	959.6	959.6	0.0	0.0%
1007 I/A Rcpts (Other)	0.0	250.0	250.0	250.0	250.0	250.0	0.0	0.0%
1048 Univ Rcpt (DGF)	209.4	550.0	550.0	550.0	550.0	550.0	0.0	0.0%
1174 UA I/A (Other)	561.2	725.0	725.0	725.0	725.0	725.0	0.0	0.0%
Unrestricted General (UGF)	959.6	959.6	959.6	959.6	959.6	959.6	0.0	0.0%
Designated General (DGF)	209.4	550.0	550.0	550.0	550.0	550.0	0.0	0.0%
Other Funds	561.2	975.0	975.0	975.0	975.0	975.0	0.0	0.0%
Federal Funds	1,992.9	1,200.0	1,200.0	1,216.8	1,216.8	1,216.8	0.0	0.0%
Positions:								
Permanent Full Time	2	2	2	0	0	0	0	0.0%
Permanent Part Time	1	1	1	0	0	0	0	0.0%
Non Permanent	0	0	0	0	0	0	0	0.0%

Change Record Detail - Multiple Scenarios with Descriptions
University of Alaska

Component: Small Business Development Center (2911)

RDU: University of Alaska Anchorage (235)

Scenario/Change Record Title	Trans Type	Totals	Personal Services	Travel	Services	Commodities	Capital Outlay	Grants, Benefits	Miscellaneous	Positions		NP
										PFT	PPT	
***** Changes From FY2025 Enrolled To FY2025 Authorized *****												
FY2025 Enrolled												
	Enrolled	3,684.6	2,436.2	32.0	1,091.4	125.0	0.0	0.0	0.0	2	1	0
1002 Fed Rcpts		1,200.0										
1004 Gen Fund		959.6										
1007 I/A Rcpts		250.0										
1048 Univ Rcpt		550.0										
1174 UA I/A		725.0										
	Subtotal	3,684.6	2,436.2	32.0	1,091.4	125.0	0.0	0.0	0.0	2	1	0
***** Changes From FY2025 Authorized To FY2025 Management Plan *****												
Distribute Federal Receipt Authority												
	Trin	16.8	0.0	0.0	16.8	0.0	0.0	0.0	0.0	0	0	0
1002 Fed Rcpts		16.8										
Distribute federal receipt authority to better align estimated expenditures in FY2025.												
Budget Reductions/Additions – Systemwide: (\$3,511.1)												
Anchorage Campus: \$599.4												
Small Business Development Center: \$16.8												
Fairbanks Campus: \$2,894.9												
Position Adjustments for Anticipated Position Count												
	PosAdj	0.0	0.0	0.0	0.0	0.0	0.0	0.0	0.0	-2	-1	0
Position adjustments deemed necessary to accurately reflect the FY2025 Management Plan.												
Align Authority with Anticipated Expenditures												
	LIT	0.0	0.0	0.0	63.2	-63.2	0.0	0.0	0.0	0	0	0
Transfers between expenditure categories that the University of Alaska management and the Board of Regents have deemed necessary to accurately reflect expenditure levels for FY2025.												
	Subtotal	3,701.4	2,436.2	32.0	1,171.4	61.8	0.0	0.0	0.0	0	0	0
***** Changes From FY2026 Governor Adjusted Base To FY2026 Governor *****												
	Totals	3,701.4	2,436.2	32.0	1,171.4	61.8	0.0	0.0	0.0	0	0	0

Personal Services Expenditure Detail

University of Alaska

Component: Small Business Development Center (2911)

RDU: University of Alaska Anchorage (235)

Notes:

1. If a position is split, an asterisk (*) will appear in the Split/Count column. If the split position is also counted in the component, two asterisks (**) will appear in the column.
2. "Pool" PCN refers to UA temporary positions, such as adjunct faculty; student employees; and other non-permanent staff. Multiple incumbents may share the same labor pool position number and pooled budget.

State of Alaska FY2026 Governor's Operating Budget

University of Alaska Kenai Peninsula College Component Budget Summary

Component: Kenai Peninsula College

Contribution to Department's Mission

Kenai Peninsula College (KPC) is a community campus of the University of Alaska Anchorage, and is comprised of the Kenai River Campus in Soldotna, Kachemak Bay Campus in Homer, and Resurrection Bay Extension Site in Seward. Kenai Peninsula College is committed to excellence in education, training and lifelong learning by offering accessible opportunities in a supportive environment.

Core Services

- Academics: KPC offers two-year Associate of Arts, Associate of Science, and Associate of Applied Science degrees, as well as courses leading to technical certificates. Other four-year degree programs are available at KPC via distance delivery through other University of Alaska campuses. KPC also offers the UAA two-year nursing degree at both campuses.
- Academics: KPC offers Occupational Endorsement Certificates in Ahtna Language, Conservation Ecology, Corrections, Dena'ina Language, Marine Mammal Biology, Petroleum Production, and Valve Repair and Maintenance. KPC offers Undergraduate Certificates in Ahtna Language Instruction, Corrections, Dena'ina Language Instruction, Petroleum Technology, and Welding Technology.
- Academics: KPC offers the Associate of Arts General Program and the Associate of Arts in Alaska Native Studies, as well as the Associate of Science General Science. It offers Associate of Applied Science degrees in General Business, Industrial Process Instrumentation, Paramedical Technology, Process Technology, and Technology.
- Student Success and Access: KPC focuses on student success by providing academic advising, transfer information, financial aid assistance, library services, student counseling and advising, and free tutoring. It also serves students needing Adult Basic Education, GED tutoring and testing, English as a Second Language, and literacy instruction.
- Dual Enrollment: KPC provides several ways for high school students to earn college credit, including individual admission as a non-degree seeking student, the Middle College School, and Career and Technical Education opportunities for post-secondary credit in partnership with the Kenai Peninsula Borough School District (KPBSD), and the JumpStart Program, supported by both the Kenai Peninsula Borough and the KPBSD.
- Continuing Education and Professional Development: KPC partners with numerous organizations and agencies to provide professional development opportunities.
- Community Partnerships: KPC partners with over 100 businesses, community groups, organizations and agencies such as: KPBSD, Kenai Peninsula Job Center, Kenaitze Indian Tribe, Alaska State Parks, Alaska Department of Fish and Game, Cook Inletkeeper, Center for Alaskan Coastal Studies, Icicle Seafoods, Marathon, Homer Soil and Water Conservation District, the Kachemak Bay Land Trust, South Peninsula Hospital, Central Peninsula General Hospital, Homer Marine Trades Association, and more.

Major Component Accomplishments in 2024

See University of Alaska Anchorage Results Delivery Unit.

Key Component Challenges

See University of Alaska Anchorage Results Delivery Unit.

Significant Changes in Results to be Delivered in FY2026

See University of Alaska Anchorage Results Delivery Unit.

Statutory and Regulatory Authority

No statutes and regulations.

Contact Information
<p>Contact: Michelle Rizk, Vice President, University Relations Phone: (907) 450-8187 E-mail: marizk@alaska.edu</p>

Kenai Peninsula College Personal Services Information					
Authorized Positions			Personal Services Costs		
	<u>FY2025</u> <u>Management</u> <u>Plan</u>	<u>FY2026</u> <u>Governor</u>			
Full-time	80	80	Annual Salaries		0
Part-time	20	20	Premium Pay		0
Nonpermanent	0	0	Annual Benefits		0
			<i>Less % Vacancy Factor</i>		()
			Lump Sum Premium Pay		0
Totals	100	100	Total Personal Services		

Position Classification Summary					
Job Class Title	Anchorage	Fairbanks	Juneau	Others	Total
No personal services.					
Totals	0	0	0	0	0

Component Detail All Funds
University of Alaska

Component: Kenai Peninsula College (756)
RDU: University of Alaska Anchorage (235)

Non-Formula Component

	FY2024 Actuals	FY2025 Enrolled	FY2025 Authorized	FY2025 Management Plan	FY2026 Governor Adjusted Base	FY2026 Governor	FY2025 Management Plan vs FY2026 Governor	
1000 Personal Services	10,376.4	11,454.8	11,454.8	12,868.8	13,387.6	13,387.6	518.8	4.0%
2000 Travel	134.1	1,202.8	1,202.8	133.8	133.8	133.8	0.0	0.0%
3000 Services	147.0	2,838.5	2,838.5	2,692.1	2,692.1	2,043.7	-648.4	-24.1%
4000 Commodities	809.8	530.1	530.1	1,449.7	1,449.7	1,449.7	0.0	0.0%
5000 Capital Outlay	944.5	216.8	216.8	352.1	352.1	352.1	0.0	0.0%
7000 Grants, Benefits	442.0	338.9	338.9	171.0	171.0	171.0	0.0	0.0%
8000 Miscellaneous	0.0	7.0	7.0	7.0	7.0	7.0	0.0	0.0%
Totals	12,853.8	16,588.9	16,588.9	17,674.5	18,193.3	17,544.9	-129.6	-0.7%
Fund Sources:								
1002 Fed Rcpts (Fed)	3.6	1,000.8	1,000.8	1,000.8	1,002.2	1,002.2	1.4	0.1%
1004 Gen Fund (UGF)	4,318.1	6,818.1	6,818.1	7,186.0	7,489.6	7,489.6	303.6	4.2%
1007 I/A Rcpts (Other)	406.0	489.3	489.3	489.3	489.3	489.3	0.0	0.0%
1048 Univ Rcpt (DGF)	7,698.8	8,212.5	8,212.5	8,281.8	8,495.6	8,495.6	213.8	2.6%
1151 VoTech Ed (DGF)	427.3	0.0	0.0	648.4	648.4	0.0	-648.4	-100.0%
1174 UA I/A (Other)	0.0	68.2	68.2	68.2	68.2	68.2	0.0	0.0%
Unrestricted General (UGF)	4,318.1	6,818.1	6,818.1	7,186.0	7,489.6	7,489.6	303.6	4.2%
Designated General (DGF)	8,126.1	8,212.5	8,212.5	8,930.2	9,144.0	8,495.6	-434.6	-4.9%
Other Funds	406.0	557.5	557.5	557.5	557.5	557.5	0.0	0.0%
Federal Funds	3.6	1,000.8	1,000.8	1,000.8	1,002.2	1,002.2	1.4	0.1%
Positions:								
Permanent Full Time	75	75	75	80	80	80	0	0.0%
Permanent Part Time	13	13	13	20	20	20	0	0.0%
Non Permanent	0	0	0	0	0	0	0	0.0%

Change Record Detail - Multiple Scenarios with Descriptions
University of Alaska

Component: Kenai Peninsula College (756)
RDU: University of Alaska Anchorage (235)

Scenario/Change Record Title	Trans Type	Totals	Personal Services	Travel	Services	Commodities	Capital Outlay	Grants, Benefits	Miscellaneous	PFT	Positions PPT	NP
***** Changes From FY2025 Enrolled To FY2025 Authorized *****												
FY2025 Enrolled	Enrolled	16,588.9	11,454.8	1,202.8	2,838.5	530.1	216.8	338.9	7.0	75	13	0
1002 Fed Rcpts		1,000.8										
1004 Gen Fund		6,818.1										
1007 I/A Rcpts		489.3										
1048 Univ Rcpt		8,212.5										
1174 UA I/A		68.2										
Subtotal		16,588.9	11,454.8	1,202.8	2,838.5	530.1	216.8	338.9	7.0	75	13	0
***** Changes From FY2025 Authorized To FY2025 Management Plan *****												
Distribute University of Alaska Receipt Authority	Trin	69.3	0.0	0.0	69.3	0.0	0.0	0.0	0.0	0	0	0
1048 Univ Rcpt		69.3										
Distribute University of Alaska Receipt Authority to better align with estimated expenditures in FY2025.												
Budget Reductions/Additions – Systemwide: (\$7,590.2)												
Systemwide Services: (\$3,277.4)												
Office of Information Technology: \$300.0												
Anchorage Campus: \$2,689.5												
Kenai Peninsula College: \$69.3												
Kodiak College: \$35.0												
Matanuska-Susitna College: \$221.0												
Prince William Sound College: \$21.8												
Fairbanks Campus: \$3,482.5												
Bristol Bay Campus: \$31.0												
Chukchi Campus: \$16.1												
College of Rural and Community Development: \$20.8												
Interior Alaska Campus: \$46.9												
Kuskokwim Campus: \$50.6												
Northwest Campus: \$17.9												
University of Alaska Fairbanks Community Technical College: \$38.2												
Juneau Campus: \$427.0												
Ketchikan Campus: \$42.6												
Sitka Campus: \$49.7												
Education Trust of Alaska: \$3,307.7												
Transfer General Funds for Compensation and Fixed Costs Increases												
	Trin	367.9	0.0	0.0	367.9	0.0	0.0	0.0	0.0	0	0	0
1004 Gen Fund		367.9										

Change Record Detail - Multiple Scenarios with Descriptions
University of Alaska

Component: Kenai Peninsula College (756)
RDU: University of Alaska Anchorage (235)

Scenario/Change Record Title	Trans Type	Totals	Personal Services	Travel	Services	Commodities	Capital Outlay	Grants, Benefits	Miscellaneous	Positions		NP
										PFT	PPT	
Distribute compensation and fixed cost increases to align with estimated expenditures in FY2025.												
Budget Reductions/Additions – Systemwide: (\$22,427.7)												
Systemwide Services: \$816.9												
Office of Information Technology: \$1,230.8												
Anchorage Campus: \$6,776.8												
Kenai Peninsula College: \$367.9												
Kodiak College: \$127.3												
Matanuska-Susitna College: \$299.6												
Prince William Sound College: \$149.4												
Fairbanks Campus: \$10,248.0												
Bristol Bay Campus: \$46.7												
Chukchi Campus: \$25.7												
College of Rural and Community Development: \$232.2												
Interior Alaska Campus: \$76.2												
Kuskokwim Campus: \$132.4												
Northwest Campus: \$60.9												
University of Alaska Fairbanks Community Technical College: \$316.3												
Juneau Campus: \$1,200.3												
Ketchikan Campus: \$158.6												
Sitka Campus: \$161.7												
Transfer Technical Vocational Education Program Funds to Align with Distributions												
	Trin	648.4	0.0	0.0	648.4	0.0	0.0	0.0	0.0	0	0	0
1151 VoTech Ed		648.4										
Transfers between allocations to reallocate Technical Vocational Education Program funding to FY2025 Programs approved by the University of Alaska Workforce Development Committee.												
Budget Reductions/Additions – Systemwide: (\$6,151.0)												
Systemwide Services: \$218.5												
Anchorage Campus: \$1,504.2												
Kenai Peninsula College: \$648.4												
Kodiak College: \$575.2												
Matanuska-Susitna College: \$180.1												
Prince William Sound College: \$77.4												
Fairbanks Campus: \$376.0												
College of Rural and Community Development: \$81.9												
Interior Alaska Campus: \$94.5												
Kuskokwim Campus: \$47.4												
Northwest Campus: \$47.3												

Change Record Detail - Multiple Scenarios with Descriptions
University of Alaska

Component: Kenai Peninsula College (756)
RDU: University of Alaska Anchorage (235)

Scenario/Change Record Title	Trans Type	Totals	Personal Services	Travel	Services	Commodities	Capital Outlay	Grants, Benefits	Miscellaneous	PFT	PPT	NP
University of Alaska Fairbanks Community Technical College: \$1,193.4 Juneau Campus: \$334.3 Ketchikan Campus: \$513.2 Sitka Campus: \$259.2												
Position Adjustments for Anticipated Position Count												
	PosAdj	0.0	0.0	0.0	0.0	0.0	0.0	0.0	0.0	5	7	0
Position adjustments deemed necessary to accurately reflect the FY2025 Management Plan.												
Align Authority with Anticipated Expenditures												
	LIT	0.0	1,414.0	-1,069.0	-1,232.0	919.6	135.3	-167.9	0.0	0	0	0
Transfers between expenditure categories that the University of Alaska management and the Board of Regents have deemed necessary to accurately reflect expenditure levels for FY2025.												
Subtotal		17,674.5	12,868.8	133.8	2,692.1	1,449.7	352.1	171.0	7.0	80	20	0
***** Changes From FY2025 Management Plan To FY2026 Governor Adjusted Base *****												
Salaries and Benefits												
	SalAdj	164.9	164.9	0.0	0.0	0.0	0.0	0.0	0.0	0	0	0
1004 Gen Fund		77.5										
1048 Univ Rcpt		87.4										
In accordance with the University of Alaska's (UA) mission, the university is committed to providing a competitive total compensation package, including salary and benefits, that will attract, retain, and reward high-performing employees who share a passion for higher education. The University of Alaska strives to make employee compensation performance-based, competitive to institutions with similar missions, and commensurate with the individual's level of responsibility.												
The FY2026 budget request includes a wage increase for employee groups as required by collective bargaining agreements and 2.75 percent wage increase for non-union staff.												
The United Academics (UNAC, expires on 12/31/24) and United Academics Adjuncts (UNAD, expires 6/30/25) contracts expire in FY2025 and no increase has yet been negotiated for FY2026. Once a tentative agreement has been reached with a union, a funding request will be made through the appropriate legislative process. If the collective bargaining agreement is subsequently not approved by the University of Alaska Board of Regents, the State Department of Administration, or is not ratified by the bargaining unit members, the funding request will be withdrawn.												
Staff Benefits Under Recovery and Healthcare												
	SalAdj	353.9	353.9	0.0	0.0	0.0	0.0	0.0	0.0	0	0	0
1002 Fed Rcpts		1.4										
1004 Gen Fund		226.1										
1048 Univ Rcpt		126.4										

Change Record Detail - Multiple Scenarios with Descriptions
University of Alaska

Component: Kenai Peninsula College (756)
RDU: University of Alaska Anchorage (235)

Scenario/Change Record Title	Trans Type	Totals	Personal Services	Travel	Services	Commodities	Capital Outlay	Grants, Benefits	Miscellaneous	PFT	Positions PPT	NP
In accordance with the University of Alaska's (UA) mission, the university is committed to providing a competitive total compensation package, including salary and benefits, that will attract, retain, and reward high-performing employees who share a passion for higher education. The University of Alaska strives to make employee compensation performance-based, competitive to institutions with similar missions, and commensurate with the individual's level of responsibility.												
In FY2026, the university's medical (including dental and vision) plan is expecting an increase in premium costs (\$7.0 million) and under-recovery in FY2024 (\$10.8 million). The FY2026 budget includes a \$14.3 million (\$17.8 million total) request to help offset the cost increases.												
	Subtotal	18,193.3	13,387.6	133.8	2,692.1	1,449.7	352.1	171.0	7.0	80	20	0
***** Changes From FY2026 Governor Adjusted Base To FY2026 Governor *****												
Reverse Alaska Performance Scholarship; Eligibility Ch4 SLA2024 (HB148) (Sec2 Ch7 SLA2024 P46 L21 (HB268))												
	Dec	-648.4	0.0	0.0	-648.4	0.0	0.0	0.0	0.0	0	0	0
1151 VoTech Ed												
		-648.4										
This legislation removes the sunset date and changes the funding allocations for program and grant distributions under AS 23.15.835(d) for the Alaska Technical and Vocational Education Program (TVEP).												
Funding authorization for the administrative portion of the TVEP program in the Workforce Investment Board component was included in the FY2025 Governor's budget. This fiscal note modifies the amount available to be distributed to TVEP grant recipients based on FY2025 revenue projections.												
	Totals	17,544.9	13,387.6	133.8	2,043.7	1,449.7	352.1	171.0	7.0	80	20	0

Personal Services Expenditure Detail
University of Alaska

Component: Kenai Peninsula College (756)
RDU: University of Alaska Anchorage (235)

Notes:

1. If a position is split, an asterisk (*) will appear in the Split/Count column. If the split position is also counted in the component, two asterisks (**) will appear in the column.
2. "Pool" PCN refers to UA temporary positions, such as adjunct faculty; student employees; and other non-permanent staff. Multiple incumbents may share the same labor pool position number and pooled budget.

PCN	Job Class Title	Location	Time Status	Split/ Count	Employee Class	Benefit Rate	Annual Budgeted	Annual	Total	UGF
							Salary	Benefits	Costs	Estimate
300080	Assistant Professor	Soldotna	FT	**	United Academics BU	0.354	34,718	12,290	47,008	22,129
500001	Assistant Professor	Soldotna	FT		United Academics BU	0.354	66,113	23,404	89,517	42,140
500002	Assistant Professor	Soldotna	FT		United Academics BU	0.354	76,050	26,922	102,972	48,474
500003	Professor	Soldotna	FT		United Academics BU	0.354	94,817	33,565	128,382	60,436
500004	Assistant Professor	Soldotna	FT		United Academics BU	0.354	81,151	28,727	109,878	51,725
500006	Associate Professor	Soldotna	FT		United Academics BU	0.354	77,002	27,259	104,261	49,080
500010	Assistant Professor	Soldotna	FT		United Academics BU	0.354	94,801	33,560	128,361	60,425
500011	Student Svcs Manager 3	Soldotna	FT		APT - Exempt Employees	0.462	96,762	44,704	141,466	66,595
500012	Assistant Professor	Soldotna	FT		United Academics BU	0.354	67,138	23,767	90,905	42,793
500013	Assistant Professor	Soldotna	FT		United Academics BU	0.354	89,029	31,516	120,545	56,746
500015	Assistant Professor	Soldotna	FT		United Academics BU	0.354	77,024	27,266	104,290	49,094
500017	Associate Professor	Soldotna	FT		United Academics BU	0.354	86,752	30,710	117,462	55,295
500019	Assistant Professor	Soldotna	FT		United Academics BU	0.354	77,024	27,266	104,290	49,094
500021	Assistant Professor	Soldotna	FT		United Academics BU	0.354	71,747	25,398	97,145	45,731
500023	Associate Professor	Soldotna	FT		United Academics BU	0.354	118,295	41,876	160,171	75,400
500027	Professor	Soldotna	FT		United Academics BU	0.354	98,211	34,767	132,978	62,599
500030	Professor	Soldotna	FT		United Academics BU	0.354	91,287	32,316	123,603	58,186
500086	Assistant Professor	Soldotna	FT		United Academics BU	0.354	72,435	25,642	98,077	46,169
500105	Administrative Management 4	Soldotna	FT		APT - Exempt Employees	0.462	130,436	60,261	190,697	89,770
500106	Administrative Management 2	Soldotna	FT		APT - Exempt Employees	0.462	69,652	32,179	101,831	47,937
500107	Administrative Management 3	Soldotna	FT		APT - Exempt Employees	0.462	99,692	46,058	145,750	68,611
500108	Communications Manager 1	Soldotna	FT		APT - Exempt Employees	0.462	62,425	28,840	91,265	42,963
500151	Admin Specialist 3	Soldotna	PT		APT - Exempt Employees	0.462	69,659	32,182	101,841	47,942
500153	Admin Generalist 4	Soldotna	PT		PERS - Classified	0.572	53,810	30,779	84,589	39,820
500154	Student Svcs Professional 2	Soldotna	PT		PERS - Classified	0.572	57,117	32,671	89,788	42,267
500158	Human Resources Technician 4	Soldotna	FT		PERS - Classified	0.572	56,555	32,349	88,904	41,852
500159	Fiscal Professional 3	Soldotna	FT		APT - Exempt Employees	0.462	71,032	32,817	103,849	48,887
500160	Fiscal Technician 2	Soldotna	FT		PERS - Classified	0.572	51,709	29,578	81,287	38,265
500163	Fiscal Technician 3	Soldotna	FT		PERS - Classified	0.572	53,810	30,779	84,589	15,928
500166	Library Technician 3	Soldotna	PT		PERS - Classified	0.572	24,799	14,185	38,984	18,352
500170	Student Svcs Professional 2	Soldotna	FT		PERS - Classified	0.572	62,421	35,705	98,126	46,192
500181	Research Technician 4	Soldotna	PT		PERS - Classified	0.572	39,374	22,522	61,896	29,137
500184	IS Manager 1	Soldotna	FT		APT - Exempt Employees	0.462	77,750	35,921	113,671	53,510
500185	Student Svcs Technician 2	Soldotna	FT		PERS - Classified	0.572	47,258	27,032	74,290	17,486

Personal Services Expenditure Detail
University of Alaska

Component: Kenai Peninsula College (756)
RDU: University of Alaska Anchorage (235)

Notes:

1. If a position is split, an asterisk (*) will appear in the Split/Count column. If the split position is also counted in the component, two asterisks (**) will appear in the column.
2. "Pool" PCN refers to UA temporary positions, such as adjunct faculty; student employees; and other non-permanent staff. Multiple incumbents may share the same labor pool position number and pooled budget.

PCN	Job Class Title	Location	Time Status	Split/ Count	Employee Class	Benefit Rate	Annual Budgeted	Annual	Total	UGF
							Salary	Benefits	Costs	Estimate
500186	Associate Professor	Soldotna	FT		United Academics BU	0.354	76,066	26,927	102,993	48,484
500188	Director (Academic-Faculty)	Soldotna	FT		Non-Represented Faculty	0.305	128,027	39,048	167,075	78,650
500192	Admin Specialist 1	Soldotna	PT		PERS - Classified	0.572	21,336	12,204	33,540	15,789
500205	Fiscal Technician 3	Soldotna	FT		PERS - Classified	0.572	48,268	27,609	75,877	35,719
500206	Fac Svcs-MO&U Supervisor 5	Soldotna	FT		APT - Exempt Employees	0.462	82,555	38,140	120,695	56,817
500209	Crafts & Trades III (CT3)	Soldotna	FT		AHECTE- Labor Trades & Crafts	0.519	86,282	44,780	131,062	61,697
500210	Crafts & Trades I (CT1)	Soldotna	FT		AHECTE- Labor Trades & Crafts	0.519	51,937	26,955	78,892	37,138
500214	Admin Generalist 3	Soldotna	FT		PERS - Classified	0.572	45,923	26,268	72,191	33,984
500216	Admin Specialist 1	Soldotna	FT		PERS - Classified	0.572	52,209	29,864	82,073	38,635
500221	Admin Specialist 2	Soldotna	FT		PERS - Classified	0.572	55,944	32,000	87,944	41,399
500222	IS Net Technician 7	Soldotna	FT		PERS - Classified	0.572	63,086	36,085	99,171	46,685
500223	Student Svcs Technician 3	Soldotna	FT		PERS - Classified	0.572	48,277	27,614	75,891	35,726
500224	Fiscal Technician 3	Soldotna	FT		PERS - Classified	0.572	48,276	27,614	75,890	35,725
500225	Admin Generalist 4	Soldotna	FT		PERS - Classified	0.572	52,208	29,863	82,071	38,635
500228	Professor	Soldotna	FT		United Academics BU	0.354	109,020	38,593	147,613	69,488
500300	Instructional Designer 4	Soldotna	FT		APT - Exempt Employees	0.462	81,700	37,745	119,445	56,229
500301	Assistant Professor	Soldotna	FT		United Academics BU	0.354	74,724	26,452	101,176	47,628
500302	IS Net Technician 7	Soldotna	FT		PERS - Classified	0.572	63,086	36,085	99,171	46,685
500303	Instructional Designer 2	Soldotna	FT		PERS - Classified	0.572	56,562	32,353	88,915	41,857
500304	IS Net Technician 5	Soldotna	FT		PERS - Classified	0.572	96,545	55,224	151,769	71,445
500305	IS Net Technician 6	Soldotna	FT		PERS - Classified	0.572	52,746	30,171	82,917	39,033
500306	Communications Specialist 3	Soldotna	PT		PERS - Classified	0.572	44,132	25,244	69,376	32,658
500309	Administrative Professional 2	Soldotna	FT		APT - Exempt Employees	0.462	62,423	28,839	91,262	17,184
500311	Student Svcs Manager 2	Soldotna	FT		APT - Exempt Employees	0.462	69,659	32,182	101,841	47,942
500314	Admin Generalist 4	Soldotna	FT		PERS - Classified	0.572	39,931	22,841	62,772	18,377
500477	Assistant Professor	Soldotna	FT		United Academics BU	0.354	73,523	26,027	99,550	46,863
500478	Student Svcs Manager 1	Soldotna	PT		APT - Exempt Employees	0.462	63,086	29,146	92,232	43,418
500479	Admin Specialist 2	Soldotna	FT		PERS - Classified	0.572	57,117	32,671	89,788	42,267
500480	Student Svcs Technician 3	Soldotna	FT		PERS - Classified	0.572	50,720	29,012	79,732	37,534
500496	Director (Admin)	Soldotna	FT		Sr. Administrator	0.305	155,147	47,320	202,467	95,311
500500	Maint Service Worker II (MSW2)	Soldotna	PT		AHECTE- Labor Trades & Crafts	0.519	35,946	18,656	54,602	25,704
509001	Term Asst Professor	Soldotna	FT		United Academics BU	0.354	67,158	23,774	90,932	42,806
509002	Admin Specialist 2	Soldotna	PT		PERS - Classified	0.572	52,746	30,171	82,917	0
509003	Training & Development 4	Soldotna	FT		APT - Exempt Employees	0.462	39,229	18,124	57,353	0

Personal Services Expenditure Detail
University of Alaska

Component: Kenai Peninsula College (756)
RDU: University of Alaska Anchorage (235)

Notes:

1. If a position is split, an asterisk (*) will appear in the Split/Count column. If the split position is also counted in the component, two asterisks (**) will appear in the column.
2. "Pool" PCN refers to UA temporary positions, such as adjunct faculty; student employees; and other non-permanent staff. Multiple incumbents may share the same labor pool position number and pooled budget.

PCN	Job Class Title	Location	Time	Split/ Count	Employee Class	Benefit Rate	Annual Budgeted	Annual	Total	UGF
							Salary	Benefits	Costs	Estimate
509004	Student Svcs Professional 3	Soldotna	FT		APT - Exempt Employees	0.462	60,033	27,735	87,768	41,317
509005	Broadcast/Media Technician 3	Soldotna	PT		PERS - Classified	0.572	18,104	10,355	28,459	13,397
509006	Training & Development 2	Soldotna	PT		PERS - Classified	0.572	27,156	15,533	42,689	0
509007	Student Svcs Professional 2	Soldotna	PT		PERS - Classified	0.572	54,870	31,386	86,256	16,242
509008	Student Svcs Professional 1	Soldotna	FT		PERS - Classified	0.572	40,357	23,084	63,441	0
509009	Admin Specialist 3 (NonExempt)	Soldotna	PT		PERS - Classified	0.572	34,797	19,904	54,701	25,750
509011	Maint Service Worker II (MSW2)	Soldotna	FT		AHECTE- Labor Trades & Crafts	0.519	36,462	18,924	55,386	26,073
509013	Term Asst Professor	Soldotna	FT		United Academics BU	0.354	77,017	27,264	104,281	49,090
509014	Admin Specialist 3 (NonExempt)	Soldotna	FT		PERS - Classified	0.572	68,994	39,465	108,459	51,057
509017	Term Asst Professor	Soldotna	FT		United Academics BU	0.354	69,429	24,578	94,007	44,253
509020	IS Net Technician 7	Soldotna	FT		PERS - Classified	0.572	62,421	35,705	98,126	46,192
509027	Admin Generalist 3	Soldotna	FT		PERS - Classified	0.572	32,914	18,827	51,741	4,871
509028	Term Instructor	Soldotna	FT		United Academics BU	0.354	59,243	20,972	80,215	37,761
509029	Crafts & Trades III (CT3)	Soldotna	FT		AHECTE- Labor Trades & Crafts	0.519	75,603	39,238	114,841	48,655
509032	Stu Svcs Profess 2 (Exempt)	Soldotna	FT		APT - Exempt Employees	0.462	59,446	27,464	86,910	34,776
509034	Physical Health Provider 3	Soldotna	PT		APT - Exempt Employees	0.462	39,679	18,332	58,011	0
509035	Student Svcs Professional 2	Soldotna	FT		PERS - Classified	0.572	52,746	30,171	82,917	0
509038	Training & Development 3	Soldotna	PT		PERS - Classified	0.572	38,066	21,774	59,840	3,098
509040	Term Asst Professor	Soldotna	FT		United Academics BU	0.354	65,543	23,202	88,745	41,777
509043	Training & Development 2	Soldotna	PT		PERS - Classified	0.572	28,530	16,319	44,849	9,078
509047	Training & Development 3	Soldotna	FT		PERS - Classified	0.572	26,374	15,086	41,460	0
509048	Maint Service Workr III (MSW3)	Soldotna	FT		AHECTE- Labor Trades & Crafts	0.519	47,112	24,451	71,563	33,688
509049	Maint Service Workr III (MSW3)	Soldotna	FT		AHECTE- Labor Trades & Crafts	0.519	40,997	21,277	62,274	29,316
509050	Student Svcs Technician 3	Soldotna	PT		PERS - Classified	0.572	38,621	22,091	60,712	0
509052	Research Technician 4	Soldotna	PT		PERS - Classified	0.572	19,781	11,315	31,096	14,638
509054	Instructor	Soldotna	FT		United Academics BU	0.354	59,003	20,887	79,890	37,608
509055	Term Asst Professor	Soldotna	FT		United Academics BU	0.354	83,008	29,385	112,393	52,909
509061	Training & Development 3	Soldotna	PT		PERS - Classified	0.572	34,770	19,888	54,658	4,117
509062	Term Asst Professor	Soldotna	FT		United Academics BU	0.354	61,930	21,923	83,853	39,474
509063	Term Asst Professor	Soldotna	FT		United Academics BU	0.354	76,144	26,955	103,099	48,534
509069	Training & Development 3	Soldotna	FT		PERS - Classified	0.572	33,941	19,414	53,355	0
509070	IS Net Technician 7	Soldotna	FT		PERS - Classified	0.572	59,447	34,004	93,451	43,992
Pool	Adjunct Faculty	Soldotna	PT		Non-Represented Adjunct Faculty	0	200,454	19,431	219,885	103,510
Pool	Adjunct Faculty	Soldotna	PT		UNAD Adjunct Faculty	0	985,778	95,716	1,081,493	509,110

Personal Services Expenditure Detail
University of Alaska

Component: Kenai Peninsula College (756)
RDU: University of Alaska Anchorage (235)

Notes:

1. If a position is split, an asterisk (*) will appear in the Split/Count column. If the split position is also counted in the component, two asterisks (**) will appear in the column.
2. "Pool" PCN refers to UA temporary positions, such as adjunct faculty; student employees; and other non-permanent staff. Multiple incumbents may share the same labor pool position number and pooled budget.

PCN	Job Class Title	Location	Time Status	Split/Count	Employee Class	Benefit Rate	Annual Budgeted Salary	Annual Benefits	Total Costs	UGF Estimate
Pool	UA Labor Pool	Soldotna	PT		Labor Pool	0	2,424,059		2,424,059	1,141,119
Total Position Costs							9,896,277	2,972,473	12,868,750	5,609,940
									Federal Receipts (1002)	677,534
									General Fund Receipts (1004)	5,609,940
									Interagency Receipts (1007)	381,985
									University Receipts (1048)	6,146,050
									UA Intra-agency Transfers (1174)	53,242
									UA Funding	12,868,750

Full Time Positions:	80
Part Time Positions:	20
Positions in Component:	100

State of Alaska FY2026 Governor's Operating Budget

University of Alaska Kodiak College Component Budget Summary

Component: Kodiak College

Contribution to Department's Mission

Kodiak College (KOC) is a community campus of the University of Alaska Anchorage, and serves the City of Kodiak, the largest U.S. Coast Guard base in the nation, and seven remote Alaska Native village communities, six of which are accessible only by boat or small plane. KoC puts students first through innovation and individualization, and is responsive to community needs. Focusing on local and global connections, KoC is a student-centered, vibrant community of learners.

Core Services

- Academics: KOC offers an Occupational Endorsement Certificate in Alutiiq Language, an Undergraduate Certificate in Welding, the Associate of Arts General Program degree, and the Associate of Science General Science, which students typically use as a transfer degree to other UA campuses, the Associate of Arts in Alaska Native Studies, and Associate of Applied Science degrees in Accounting, General Business, and Technology. These fields are considered to be in high demand for 21st century workers.
- Academics: At KOC, students can also earn certificates in Certified Nursing Assistant, and they have local access to bachelors degrees in Nursing, Elementary Education and Special Education.
- Student Success and Access: First-time freshmen who participate in the JumpStart Success program receive mandatory academic and financial aid advising, attend New Student Orientation, and are eligible for the JumpStart Success Scholarship in their second semester. The Persistence Pays program provides administrative scholarships to second year students based on GPA and participation in advising and early registration.
- Student Success and Access: Student Coaching pairs new students with Kodiak College faculty and staff who contact them weekly to increase a sense of belonging for first-generation and Alaska Native students.
- Dual Enrollment: KOC offers dual enrollment opportunities in welding, certified nursing assistant, Alutiiq Language, and through Kodiak Early Middle College courses offered at the high school and Kodiak College. Extensive outreach and guidance build connections with local families and the Kodiak Island Borough (KIB) School District. The JumpStart and JumpStart Success programs funded by the KIB provide tuition assistance to high school students taking college courses and to first time freshmen.
- Dual Enrollment: KOC offers dual enrollment opportunities in welding and computer applications. Extensive outreach and guidance build connections with local families and the Kodiak Island Borough School District. The JumpStart and JumpStart Success programs funded by the Kodiak Island Borough provide tuition assistance to high school students taking college courses and to first-time freshmen.
- Continuing Education and Professional Development: KOC provides non-credit community education for personal enrichment and workforce development, including non-credit vessel maintenance and repair courses, and other non-credit maritime-related training to promote safety and workforce development for the Kodiak-based fishing fleet. It also provides Certified Nursing Assistant training on an annual basis to support local healthcare industry needs.
- Community Partnerships: KOC has many long-standing and vital community partnerships. Among those are: Kodiak Island Borough, Kodiak Island Borough School District, Kodiak Chamber of Commerce, Kodiak Education Foundation, Kodiak Area Native Association, the Alutiiq Museum, United States Coast Guard Base Kodiak, Sun'aq Tribe of Kodiak, Providence Kodiak Island Medical Center, and the Providence Kodiak Island Medical Center Elder House.
- Community Partnerships: KOC provides requested training to multiple partners and works to help ensure an educated workforce for Kodiak's health, safety, education, and economic needs.
- Research: KOC biology classes collaborate with Kodiak Seafood and Marine Science Center to collect and test shellfish for Paralytic Shellfish Poisoning (PSP) contributing to the statewide tracking of this marine biotoxin.

Major Component Accomplishments in 2024

See University of Alaska Anchorage Results Delivery Unit.

Key Component Challenges

See University of Alaska Anchorage Results Delivery Unit.

Significant Changes in Results to be Delivered in FY2026

See University of Alaska Anchorage Results Delivery Unit.

Statutory and Regulatory Authority

No statutes and regulations.

Contact Information
<p>Contact: Michelle Rizk, Vice President, University Relations Phone: (907) 450-8187 E-mail: marizk@alaska.edu</p>

**Kodiak College
Personal Services Information**

Authorized Positions			Personal Services Costs	
	FY2025 Management Plan	FY2026 Governor		
Full-time	23	23	Annual Salaries	0
Part-time	4	4	Premium Pay	0
Nonpermanent	0	0	Annual Benefits	0
			<i>Less % Vacancy Factor</i>	()
			Lump Sum Premium Pay	0
Totals	27	27	Total Personal Services	

Position Classification Summary

Job Class Title	Anchorage	Fairbanks	Juneau	Others	Total
No personal services.					
Totals	0	0	0	0	0

Component Detail All Funds
University of Alaska

Component: Kodiak College (757)

Non-Formula Component

RDU: University of Alaska Anchorage (235)

	FY2024 Actuals	FY2025 Enrolled	FY2025 Authorized	FY2025 Management Plan	FY2026 Governor Adjusted Base	FY2026 Governor	FY2025 Management Plan vs FY2026 Governor	
1000 Personal Services	2,949.8	3,618.3	3,618.3	3,849.0	3,981.3	3,981.3	132.3	3.4%
2000 Travel	51.1	255.0	255.0	58.0	58.0	58.0	0.0	0.0%
3000 Services	850.5	1,045.4	1,045.4	1,602.8	1,602.8	1,027.6	-575.2	-35.9%
4000 Commodities	325.6	439.4	439.4	548.1	548.1	548.1	0.0	0.0%
5000 Capital Outlay	148.1	266.9	266.9	263.6	263.6	263.6	0.0	0.0%
7000 Grants, Benefits	160.6	61.0	61.0	102.0	102.0	102.0	0.0	0.0%
8000 Miscellaneous	1.1	1.1	1.1	1.1	1.1	1.1	0.0	0.0%
Totals	4,486.8	5,687.1	5,687.1	6,424.6	6,556.9	5,981.7	-442.9	-6.9%
Fund Sources:								
1002 Fed Rcpts (Fed)	0.0	367.7	367.7	367.7	367.7	367.7	0.0	0.0%
1004 Gen Fund (UGF)	2,091.2	2,491.2	2,491.2	2,618.5	2,709.7	2,709.7	91.2	3.5%
1007 I/A Rcpts (Other)	280.6	323.5	323.5	323.5	323.5	323.5	0.0	0.0%
1048 Univ Rcpt (DGF)	1,818.0	2,496.4	2,496.4	2,531.4	2,572.5	2,572.5	41.1	1.6%
1061 CIP Rcpts (Other)	1.6	0.0	0.0	0.0	0.0	0.0	0.0	0.0%
1151 VoTech Ed (DGF)	295.4	0.0	0.0	575.2	575.2	0.0	-575.2	-100.0%
1174 UA I/A (Other)	0.0	8.3	8.3	8.3	8.3	8.3	0.0	0.0%
Unrestricted General (UGF)	2,091.2	2,491.2	2,491.2	2,618.5	2,709.7	2,709.7	91.2	3.5%
Designated General (DGF)	2,113.4	2,496.4	2,496.4	3,106.6	3,147.7	2,572.5	-534.1	-17.2%
Other Funds	282.2	331.8	331.8	331.8	331.8	331.8	0.0	0.0%
Federal Funds	0.0	367.7	367.7	367.7	367.7	367.7	0.0	0.0%
Positions:								
Permanent Full Time	25	25	25	23	23	23	0	0.0%
Permanent Part Time	1	1	1	4	4	4	0	0.0%
Non Permanent	0	0	0	0	0	0	0	0.0%

Change Record Detail - Multiple Scenarios with Descriptions
University of Alaska

Component: Kodiak College (757)
RDU: University of Alaska Anchorage (235)

Scenario/Change Record Title	Trans Type	Totals	Personal Services	Travel	Services	Commodities	Capital Outlay	Grants, Benefits	Miscellaneous	Positions		NP
										PFT	PPT	
***** Changes From FY2025 Enrolled To FY2025 Authorized *****												
FY2025 Enrolled												
Enrolled		5,687.1	3,618.3	255.0	1,045.4	439.4	266.9	61.0	1.1	25	1	0
1002 Fed Rcpts		367.7										
1004 Gen Fund		2,491.2										
1007 I/A Rcpts		323.5										
1048 Univ Rcpt		2,496.4										
1174 UA I/A		8.3										
Subtotal		5,687.1	3,618.3	255.0	1,045.4	439.4	266.9	61.0	1.1	25	1	0
***** Changes From FY2025 Authorized To FY2025 Management Plan *****												
Distribute University of Alaska Receipt Authority												
Trin		35.0	0.0	0.0	35.0	0.0	0.0	0.0	0.0	0	0	0
1048 Univ Rcpt		35.0										
Distribute University of Alaska Receipt Authority to better align with estimated expenditures in FY2025.												
Budget Reductions/Additions – Systemwide: (\$7,590.2)												
Systemwide Services: (\$3,277.4)												
Office of Information Technology: \$300.0												
Anchorage Campus: \$2,689.5												
Kenai Peninsula College: \$69.3												
Kodiak College: \$35.0												
Matanuska-Susitna College: \$221.0												
Prince William Sound College: \$21.8												
Fairbanks Campus: \$3,482.5												
Bristol Bay Campus: \$31.0												
Chukchi Campus: \$16.1												
College of Rural and Community Development: \$20.8												
Interior Alaska Campus: \$46.9												
Kuskokwim Campus: \$50.6												
Northwest Campus: \$17.9												
University of Alaska Fairbanks Community Technical College: \$38.2												
Juneau Campus: \$427.0												
Ketchikan Campus: \$42.6												
Sitka Campus: \$49.7												
Education Trust of Alaska: \$3,307.7												
Transfer General Funds for Compensation and Fixed Costs Increases												
Trin		127.3	0.0	0.0	127.3	0.0	0.0	0.0	0.0	0	0	0
1004 Gen Fund		127.3										

Change Record Detail - Multiple Scenarios with Descriptions
University of Alaska

Component: Kodiak College (757)
RDU: University of Alaska Anchorage (235)

Scenario/Change Record Title	Trans Type	Totals	Personal Services	Travel	Services	Commodities	Capital Outlay	Grants, Benefits	Miscellaneous	Positions		NP
										PFT	PPT	
Distribute compensation and fixed cost increases to align with estimated expenditures in FY2025.												
Budget Reductions/Additions – Systemwide: (\$22,427.7)												
Systemwide Services: \$816.9												
Office of Information Technology: \$1,230.8												
Anchorage Campus: \$6,776.8												
Kenai Peninsula College: \$367.9												
Kodiak College: \$127.3												
Matanuska-Susitna College: \$299.6												
Prince William Sound College: \$149.4												
Fairbanks Campus: \$10,248.0												
Bristol Bay Campus: \$46.7												
Chukchi Campus: \$25.7												
College of Rural and Community Development: \$232.2												
Interior Alaska Campus: \$76.2												
Kuskokwim Campus: \$132.4												
Northwest Campus: \$60.9												
University of Alaska Fairbanks Community Technical College: \$316.3												
Juneau Campus: \$1,200.3												
Ketchikan Campus: \$158.6												
Sitka Campus: \$161.7												
Transfer Technical Vocational Education Program Funds to Align with Distributions												
	Trin	575.2	0.0	0.0	575.2	0.0	0.0	0.0	0.0	0	0	0
1151 VoTech Ed		575.2										
Transfers between allocations to reallocate Technical Vocational Education Program funding to FY2025 Programs approved by the University of Alaska Workforce Development Committee.												
Budget Reductions/Additions – Systemwide: (\$6,151.0)												
Systemwide Services: \$218.5												
Anchorage Campus: \$1,504.2												
Kenai Peninsula College: \$648.4												
Kodiak College: \$575.2												
Matanuska-Susitna College: \$180.1												
Prince William Sound College: \$77.4												
Fairbanks Campus: \$376.0												
College of Rural and Community Development: \$81.9												
Interior Alaska Campus: \$94.5												
Kuskokwim Campus: \$47.4												
Northwest Campus: \$47.3												

Change Record Detail - Multiple Scenarios with Descriptions
University of Alaska

Component: Kodiak College (757)

RDU: University of Alaska Anchorage (235)

Scenario/Change Record Title	Trans Type	Totals	Personal Services	Travel	Services	Commodities	Capital Outlay	Grants, Benefits	Miscellaneous	Positions		NP
										PFT	PPT	
University of Alaska Fairbanks Community Technical College: \$1,193.4 Juneau Campus: \$334.3 Ketchikan Campus: \$513.2 Sitka Campus: \$259.2												
Position Adjustments for Anticipated Position Count												
	PosAdj	0.0	0.0	0.0	0.0	0.0	0.0	0.0	0.0	-2	3	0
Position adjustments deemed necessary to accurately reflect the FY2025 Management Plan.												
Align Authority with Anticipated Expenditures												
	LIT	0.0	230.7	-197.0	-180.1	108.7	-3.3	41.0	0.0	0	0	0
Transfers between expenditure categories that the University of Alaska management and the Board of Regents have deemed necessary to accurately reflect expenditure levels for FY2025.												
Subtotal		6,424.6	3,849.0	58.0	1,602.8	548.1	263.6	102.0	1.1	23	4	0

***** **Changes From FY2025 Management Plan To FY2026 Governor Adjusted Base** *****

Salaries and Benefits

SalAdj	38.0	38.0	0.0	0.0	0.0	0.0	0.0	0.0	0.0	0	0	0
1004 Gen Fund	20.8											
1048 Univ Rcpt	17.2											

In accordance with the University of Alaska's (UA) mission, the university is committed to providing a competitive total compensation package, including salary and benefits, that will attract, retain, and reward high-performing employees who share a passion for higher education. The University of Alaska strives to make employee compensation performance-based, competitive to institutions with similar missions, and commensurate with the individual's level of responsibility.

The FY2026 budget request includes a wage increase for employee groups as required by collective bargaining agreements and 2.75 percent wage increase for non-union staff.

The United Academics (UNAC, expires on 12/31/24) and United Academics Adjuncts (UNAD, expires 6/30/25) contracts expire in FY2025 and no increase has yet been negotiated for FY2026. Once a tentative agreement has been reached with a union, a funding request will be made through the appropriate legislative process. If the collective bargaining agreement is subsequently not approved by the University of Alaska Board of Regents, the State Department of Administration, or is not ratified by the bargaining unit members, the funding request will be withdrawn.

Staff Benefits Under Recovery and Healthcare

SalAdj	94.3	94.3	0.0	0.0	0.0	0.0	0.0	0.0	0.0	0	0	0
1004 Gen Fund	70.4											
1048 Univ Rcpt	23.9											

In accordance with the University of Alaska's (UA) mission, the university is committed to providing a competitive total compensation package, including salary

Change Record Detail - Multiple Scenarios with Descriptions
University of Alaska

Component: Kodiak College (757)

RDU: University of Alaska Anchorage (235)

Scenario/Change Record Title	Trans Type	Totals	Personal Services	Travel	Services	Commodities	Capital Outlay	Grants, Benefits	Miscellaneous	Positions		NP
										PFT	PPT	
and benefits, that will attract, retain, and reward high-performing employees who share a passion for higher education. The University of Alaska strives to make employee compensation performance-based, competitive to institutions with similar missions, and commensurate with the individual’s level of responsibility.												
In FY2026, the university’s medical (including dental and vision) plan is expecting an increase in premium costs (\$7.0 million) and under-recovery in FY2024 (\$10.8 million). The FY2026 budget includes a \$14.3 million (\$17.8 million total) request to help offset the cost increases.												
	Subtotal	6,556.9	3,981.3	58.0	1,602.8	548.1	263.6	102.0	1.1	23	4	0
***** Changes From FY2026 Governor Adjusted Base To FY2026 Governor *****												
Reverse Alaska Performance Scholarship; Eligibility Ch4 SLA2024 (HB148) (Sec2 Ch7 SLA2024 P46 L21 (HB268))												
	Dec	-575.2	0.0	0.0	-575.2	0.0	0.0	0.0	0.0	0	0	0
1151 VoTech Ed -575.2												
This legislation removes the sunset date and changes the funding allocations for program and grant distributions under AS 23.15.835(d) for the Alaska Technical and Vocational Education Program (TVEP).												
Funding authorization for the administrative portion of the TVEP program in the Workforce Investment Board component was included in the FY2025 Governor's budget. This fiscal note modifies the amount available to be distributed to TVEP grant recipients based on FY2025 revenue projections.												
	Totals	5,981.7	3,981.3	58.0	1,027.6	548.1	263.6	102.0	1.1	23	4	0

Personal Services Expenditure Detail
University of Alaska

Component: Kodiak College (757)
RDU: University of Alaska Anchorage (235)

Notes:

1. If a position is split, an asterisk (*) will appear in the Split/Count column. If the split position is also counted in the component, two asterisks (**) will appear in the column.
2. "Pool" PCN refers to UA temporary positions, such as adjunct faculty; student employees; and other non-permanent staff. Multiple incumbents may share the same labor pool position number and pooled budget.

PCN	Job Class Title	Location	Time Status	Split/ Count	Employee Class	Benefit Rate	Annual	Annual Benefits	Total Costs	UGF Estimate
							Budgeted Salary			
540001	Director (Admin)	Kodiak	FT		Sr. Administrator	0.305	146,468	44,673	191,141	94,844
540002	Associate Professor	Kodiak	FT		United Academics BU	0.354	80,638	28,546	109,184	54,177
540012	Admin Specialist 3	Kodiak	FT		APT - Exempt Employees	0.462	66,747	30,837	97,584	48,421
540014	Associate Professor	Kodiak	FT		United Academics BU	0.354	82,649	29,258	111,907	55,528
540015	Fiscal Technician 3	Kodiak	FT		PERS - Classified	0.572	52,624	30,101	82,725	41,048
540061	Crafts & Trades III (CT3)	Kodiak	FT		AHECTE- Labor Trades & Crafts	0.519	92,209	47,856	140,065	69,501
540062	Maint Service Worker II (MSW2)	Kodiak	FT		AHECTE- Labor Trades & Crafts	0.519	46,550	24,159	70,709	35,086
540103	Associate Professor	Kodiak	FT		United Academics BU	0.354	78,920	27,938	106,858	53,023
540104	Professor	Kodiak	FT		United Academics BU	0.354	101,353	35,879	137,232	68,095
540123	Associate Professor	Kodiak	FT		United Academics BU	0.354	101,245	35,841	137,086	54,417
540143	IS Net Technician 7	Kodiak	FT		PERS - Classified	0.572	88,130	50,410	138,540	68,744
540226	Professor	Kodiak	FT		United Academics BU	0.354	97,079	34,366	131,445	65,223
540228	Associate Professor	Kodiak	FT		United Academics BU	0.354	96,798	34,266	131,064	65,034
540252	Student Svcs Professional 2	Kodiak	FT		PERS - Classified	0.572	54,153	30,976	85,129	42,241
540253	Fiscal Technician 2	Kodiak	PT		PERS - Classified	0.572	38,089	21,787	59,876	29,710
540254	Fiscal Technician 2	Kodiak	FT		PERS - Classified	0.572	46,675	26,698	73,373	36,408
540401	Professor	Kodiak	FT		United Academics BU	0.354	97,360	34,465	131,825	65,412
549006	Admin Specialist 3	Kodiak	FT		APT - Exempt Employees	0.462	67,393	31,136	98,529	48,890
549008	Term Asst Professor	Kodiak	FT		United Academics BU	0.354	74,880	26,508	101,388	50,309
549011	Student Svcs Professional 3	Kodiak	FT		APT - Exempt Employees	0.462	51,344	23,721	75,065	0
549013	Library Technician 2	Kodiak	PT		PERS - Classified	0.572	24,729	14,145	38,874	19,289
549014	Training & Development 3	Kodiak	PT		PERS - Classified	0.572	21,996	12,582	34,578	0
549015	Maint Service Worker II (MSW2)	Kodiak	PT		AHECTE- Labor Trades & Crafts	0.519	23,844	12,375	36,219	17,972
549016	Admin Generalist 3	Kodiak	FT		PERS - Classified	0.572	23,334	13,347	36,681	18,201
549020	Term Asst Professor	Kodiak	FT		United Academics BU	0.354	72,119	25,530	97,649	48,454
549021	Admin Specialist 2	Kodiak	FT		PERS - Classified	0.572	26,515	15,167	41,682	20,682
549029	Library Professional 2	Kodiak	FT		APT - Exempt Employees	0.462	54,740	25,290	80,030	39,711
Pool	Adjunct Faculty	Kodiak	PT		Non-Represented Adjunct Faculty	0	34,311	3,329	37,640	18,677
Pool	Adjunct Faculty	Kodiak	PT		UNAD Adjunct Faculty	0	213,033	20,789	233,822	116,023
Pool	UA Labor Pool	Kodiak	PT		Labor Pool	0	1,001,101		1,001,101	496,747

Personal Services Expenditure Detail
University of Alaska

Component: Kodiak College (757)
RDU: University of Alaska Anchorage (235)

Notes:

1. If a position is split, an asterisk (*) will appear in the Split/Count column. If the split position is also counted in the component, two asterisks (**) will appear in the column.
2. "Pool" PCN refers to UA temporary positions, such as adjunct faculty; student employees; and other non-permanent staff. Multiple incumbents may share the same labor pool position number and pooled budget.

PCN	Job Class Title	Location	Time Status	Split/ Count	Employee Class	Benefit Rate	Annual Budgeted Salary	Annual Benefits	Total Costs	UGF Estimate
Total Position Costs							3,057,026	791,974	3,849,000	1,841,866
Full Time Positions:		23								
Part Time Positions:		4								
Positions in Component:		27								
Federal Receipts (1002)									103,252	
General Fund Receipts (1004)									1,841,866	
Interagency Receipts (1007)									227,552	
University Receipts (1048)									1,670,492	
UA Intra-agency Transfers (1174)									5,838	
UA Funding									3,849,000	

State of Alaska FY2026 Governor's Operating Budget

University of Alaska Matanuska-Susitna College Component Budget Summary

Component: Matanuska-Susitna College

Contribution to Department's Mission

Matanuska-Susitna College (MSC) is a community campus of the University of Alaska Anchorage, and primarily serves the Matanuska-Susitna Borough. "Opportunities start here" is more than a slogan at MSC; it is our mission. MSC aim is to transform student aspirations into realities. The MSC's curriculum offers well-developed general education components, allows students to pursue individual interests, and offers a meaningful variety of certificate and associate programs and contributes coursework to baccalaureate degree programs.

Core Services

- Academics: The Matanuska-Susitna College (MSC) offers Occupational Endorsement certificates in: Cisco-Certified Network Associate; Refrigeration and Heating; and Veterinary Assisting. The MSC offers the Associate of Arts General Program, the Associate of Science General Science, as well as Associate of Applied Science degrees in: Accounting; Computer Systems and Network Technology; General Business; Human Services; Paramedical Technology; and Technology, Veterinary Technology.
- The MSC is also the base of the UAA School of Nursing program.
- Student Success and Access: The MSC provides academic advising, financial aid assistance, career counseling and tutoring services.
- Dual Enrollment: In addition to the Mat-Su Middle College School and ANSEP programs, the MSC has career and technical education opportunities for post-secondary credit through partnerships with the Matanuska-Susitna Borough School District.
- Continuing Education and Professional Development: The MSC hosts annual health fairs and job fairs. There is an annual lecture sponsored by Northrim Bank, usually relating to economics.
- Community Partnerships: The MSC serves as a venue for community meetings. The library is open to the public and works in collaboration with all borough and State library systems. Recently, the local telephone co-op (Matanuska Telephone Association, MTA) initiated a process where the college might offer technical courses to improve the MTA's employee skill sets in computer science areas.
- The Glenn Massay Theater is heavily used by community groups for a variety of events: musicals, concerts, plays, films, and dance performances.
- Community Partnerships: The Alaska Job Corps in Palmer sends a steady contingent of students each semester to take college courses. The Job Corps is a residential facility with a significant Alaska Native composition which enables Alaskans from remote parts of the State to live near the college and take college courses while pursuing Job Corps vocational training.
- Community Partnerships: The Mat-Su Health Foundation has been a serious booster of the college providing over a million dollars a year for local high school students to pursue college degrees in health-related fields and the MSC is the largest single beneficiary of that program. In addition, the Mat-Su Health Foundation funded the original "Journey" program meant to provide healthier lifestyle opportunities for students and counseling, a program that continues.

Major Component Accomplishments in 2024

See University of Alaska Anchorage Results Delivery Unit.

Key Component Challenges

See University of Alaska Anchorage Results Delivery Unit.

Significant Changes in Results to be Delivered in FY2026

See University of Alaska Anchorage Results Delivery Unit.

Statutory and Regulatory Authority

No statutes and regulations.

Contact Information
<p>Contact: Michelle Rizk, Vice President, University Relations Phone: (907) 450-8187 E-mail: marizk@alaska.edu</p>

Matanuska-Susitna College Personal Services Information					
Authorized Positions			Personal Services Costs		
	<u>FY2025</u> <u>Management</u> <u>Plan</u>	<u>FY2026</u> <u>Governor</u>			
			Annual Salaries		0
Full-time	56	56	Premium Pay		0
Part-time	3	3	Annual Benefits		0
Nonpermanent	0	0	<i>Less % Vacancy Factor</i>		()
			Lump Sum Premium Pay		0
Totals	59	59	Total Personal Services		

Position Classification Summary					
Job Class Title	Anchorage	Fairbanks	Juneau	Others	Total
No personal services.					
Totals	0	0	0	0	0

Component Detail All Funds
University of Alaska

Component: Matanuska-Susitna College (758)
RDU: University of Alaska Anchorage (235)

Non-Formula Component

	FY2024 Actuals	FY2025 Enrolled	FY2025 Authorized	FY2025 Management Plan	FY2026 Governor Adjusted Base	FY2026 Governor	FY2025 Management Plan vs FY2026 Governor	
1000 Personal Services	6,765.9	7,849.0	7,849.0	8,033.2	8,364.3	8,364.3	331.1	4.1%
2000 Travel	14.2	24.0	24.0	39.5	39.5	39.5	0.0	0.0%
3000 Services	987.7	5,213.7	5,213.7	4,323.6	4,323.6	4,143.5	-180.1	-4.2%
4000 Commodities	666.1	434.7	434.7	1,570.7	1,570.7	1,570.7	0.0	0.0%
5000 Capital Outlay	506.2	176.7	176.7	189.1	189.1	189.1	0.0	0.0%
7000 Grants, Benefits	58.4	-142.7	-142.7	100.0	100.0	100.0	0.0	0.0%
8000 Miscellaneous	0.0	21.7	21.7	21.7	21.7	21.7	0.0	0.0%
Totals	8,998.5	13,577.1	13,577.1	14,277.8	14,608.9	14,428.8	151.0	1.1%
Fund Sources:								
1002 Fed Rcpts (Fed)	0.0	245.0	245.0	245.0	245.0	245.0	0.0	0.0%
1004 Gen Fund (UGF)	4,987.6	4,987.6	4,987.6	5,287.2	5,523.5	5,523.5	236.3	4.5%
1007 I/A Rcpts (Other)	0.0	122.3	122.3	122.3	122.3	122.3	0.0	0.0%
1048 Univ Rcpt (DGF)	3,773.1	8,172.2	8,172.2	8,393.2	8,488.0	8,488.0	94.8	1.1%
1151 VoTech Ed (DGF)	237.8	0.0	0.0	180.1	180.1	0.0	-180.1	-100.0%
1174 UA I/A (Other)	0.0	50.0	50.0	50.0	50.0	50.0	0.0	0.0%
Unrestricted General (UGF)	4,987.6	4,987.6	4,987.6	5,287.2	5,523.5	5,523.5	236.3	4.5%
Designated General (DGF)	4,010.9	8,172.2	8,172.2	8,573.3	8,668.1	8,488.0	-85.3	-1.0%
Other Funds	0.0	172.3	172.3	172.3	172.3	172.3	0.0	0.0%
Federal Funds	0.0	245.0	245.0	245.0	245.0	245.0	0.0	0.0%
Positions:								
Permanent Full Time	63	63	63	56	56	56	0	0.0%
Permanent Part Time	1	1	1	3	3	3	0	0.0%
Non Permanent	0	0	0	0	0	0	0	0.0%

Change Record Detail - Multiple Scenarios with Descriptions
University of Alaska

Component: Matanuska-Susitna College (758)
RDU: University of Alaska Anchorage (235)

Scenario/Change Record Title	Trans Type	Totals	Personal Services	Travel	Services	Commodities	Capital Outlay	Grants, Benefits	Miscellaneous	PFT	Positions PPT	NP
***** Changes From FY2025 Enrolled To FY2025 Authorized *****												
FY2025 Enrolled												
	Enrolled	13,577.1	7,849.0	24.0	5,213.7	434.7	176.7	-142.7	21.7	63	1	0
1002 Fed Rcpts		245.0										
1004 Gen Fund		4,987.6										
1007 I/A Rcpts		122.3										
1048 Univ Rcpt		8,172.2										
1174 UA I/A		50.0										
	Subtotal	13,577.1	7,849.0	24.0	5,213.7	434.7	176.7	-142.7	21.7	63	1	0
***** Changes From FY2025 Authorized To FY2025 Management Plan *****												
Distribute University of Alaska Receipt Authority												
	Trin	221.0	0.0	0.0	221.0	0.0	0.0	0.0	0.0	0	0	0
1048 Univ Rcpt		221.0										
Distribute University of Alaska Receipt Authority to better align with estimated expenditures in FY2025.												
Budget Reductions/Additions – Systemwide: (\$7,590.2)												
Systemwide Services: (\$3,277.4)												
Office of Information Technology: \$300.0												
Anchorage Campus: \$2,689.5												
Kenai Peninsula College: \$69.3												
Kodiak College: \$35.0												
Matanuska-Susitna College: \$221.0												
Prince William Sound College: \$21.8												
Fairbanks Campus: \$3,482.5												
Bristol Bay Campus: \$31.0												
Chukchi Campus: \$16.1												
College of Rural and Community Development: \$20.8												
Interior Alaska Campus: \$46.9												
Kuskokwim Campus: \$50.6												
Northwest Campus: \$17.9												
University of Alaska Fairbanks Community Technical College: \$38.2												
Juneau Campus: \$427.0												
Ketchikan Campus: \$42.6												
Sitka Campus: \$49.7												
Education Trust of Alaska: \$3,307.7												
Transfer General Funds for Compensation and Fixed Costs Increases												
	Trin	299.6	0.0	0.0	299.6	0.0	0.0	0.0	0.0	0	0	0
1004 Gen Fund		299.6										

Change Record Detail - Multiple Scenarios with Descriptions
University of Alaska

Component: Matanuska-Susitna College (758)
RDU: University of Alaska Anchorage (235)

Scenario/Change Record Title	Trans Type	Totals	Personal Services	Travel	Services	Commodities	Capital Outlay	Grants, Benefits	Miscellaneous	Positions		NP
										PFT	PPT	
Distribute compensation and fixed cost increases to align with estimated expenditures in FY2025.												
Budget Reductions/Additions – Systemwide: (\$22,427.7)												
Systemwide Services: \$816.9												
Office of Information Technology: \$1,230.8												
Anchorage Campus: \$6,776.8												
Kenai Peninsula College: \$367.9												
Kodiak College: \$127.3												
Matanuska-Susitna College: \$299.6												
Prince William Sound College: \$149.4												
Fairbanks Campus: \$10,248.0												
Bristol Bay Campus: \$46.7												
Chukchi Campus: \$25.7												
College of Rural and Community Development: \$232.2												
Interior Alaska Campus: \$76.2												
Kuskokwim Campus: \$132.4												
Northwest Campus: \$60.9												
University of Alaska Fairbanks Community Technical College: \$316.3												
Juneau Campus: \$1,200.3												
Ketchikan Campus: \$158.6												
Sitka Campus: \$161.7												
Transfer Technical Vocational Education Program Funds to Align with Distributions												
	Trin	180.1	0.0	0.0	180.1	0.0	0.0	0.0	0.0	0	0	0
1151 VoTech Ed		180.1										
Transfers between allocations to reallocate Technical Vocational Education Program funding to FY2025 Programs approved by the University of Alaska Workforce Development Committee.												
Budget Reductions/Additions – Systemwide: (\$6,151.0)												
Systemwide Services: \$218.5												
Anchorage Campus: \$1,504.2												
Kenai Peninsula College: \$648.4												
Kodiak College: \$575.2												
Matanuska-Susitna College: \$180.1												
Prince William Sound College: \$77.4												
Fairbanks Campus: \$376.0												
College of Rural and Community Development: \$81.9												
Interior Alaska Campus: \$94.5												
Kuskokwim Campus: \$47.4												
Northwest Campus: \$47.3												

Change Record Detail - Multiple Scenarios with Descriptions
University of Alaska

Component: Matanuska-Susitna College (758)
RDU: University of Alaska Anchorage (235)

Scenario/Change Record Title	Trans Type	Totals	Personal Services	Travel	Services	Commodities	Capital Outlay	Grants, Benefits	Miscellaneous	Positions		NP
										PFT	PPT	
University of Alaska Fairbanks Community Technical College: \$1,193.4 Juneau Campus: \$334.3 Ketchikan Campus: \$513.2 Sitka Campus: \$259.2												
Position Adjustments for Anticipated Position Count												
	PosAdj	0.0	0.0	0.0	0.0	0.0	0.0	0.0	0.0	-7	2	0
Position adjustments deemed necessary to accurately reflect the FY2025 Management Plan.												
Align Authority with Anticipated Expenditures												
	LIT	0.0	184.2	15.5	-1,590.8	1,136.0	12.4	242.7	0.0	0	0	0
Transfers between expenditure categories that the University of Alaska management and the Board of Regents have deemed necessary to accurately reflect expenditure levels for FY2025.												
	Subtotal	14,277.8	8,033.2	39.5	4,323.6	1,570.7	189.1	100.0	21.7	56	3	0

***** Changes From FY2025 Management Plan To FY2026 Governor Adjusted Base *****												
Salaries and Benefits												
	SalAdj	103.7	103.7	0.0	0.0	0.0	0.0	0.0	0.0	0	0	0
1004 Gen Fund		59.3										
1048 Univ Rcpt		44.4										

In accordance with the University of Alaska's (UA) mission, the university is committed to providing a competitive total compensation package, including salary and benefits, that will attract, retain, and reward high-performing employees who share a passion for higher education. The University of Alaska strives to make employee compensation performance-based, competitive to institutions with similar missions, and commensurate with the individual's level of responsibility.

The FY2026 budget request includes a wage increase for employee groups as required by collective bargaining agreements and 2.75 percent wage increase for non-union staff.

The United Academics (UNAC, expires on 12/31/24) and United Academics Adjuncts (UNAD, expires 6/30/25) contracts expire in FY2025 and no increase has yet been negotiated for FY2026. Once a tentative agreement has been reached with a union, a funding request will be made through the appropriate legislative process. If the collective bargaining agreement is subsequently not approved by the University of Alaska Board of Regents, the State Department of Administration, or is not ratified by the bargaining unit members, the funding request will be withdrawn.

Staff Benefits Under Recovery and Healthcare												
	SalAdj	227.4	227.4	0.0	0.0	0.0	0.0	0.0	0.0	0	0	0
1004 Gen Fund		177.0										
1048 Univ Rcpt		50.4										

In accordance with the University of Alaska's (UA) mission, the university is committed to providing a competitive total compensation package, including salary

Change Record Detail - Multiple Scenarios with Descriptions
University of Alaska

Component: Matanuska-Susitna College (758)
RDU: University of Alaska Anchorage (235)

Scenario/Change Record Title	Trans Type	Totals	Personal Services	Travel	Services	Commodities	Capital Outlay	Grants, Benefits	Miscellaneous	PFT	PPT	NP
and benefits, that will attract, retain, and reward high-performing employees who share a passion for higher education. The University of Alaska strives to make employee compensation performance-based, competitive to institutions with similar missions, and commensurate with the individual’s level of responsibility.												
In FY2026, the university’s medical (including dental and vision) plan is expecting an increase in premium costs (\$7.0 million) and under-recovery in FY2024 (\$10.8 million). The FY2026 budget includes a \$14.3 million (\$17.8 million total) request to help offset the cost increases.												
	Subtotal	14,608.9	8,364.3	39.5	4,323.6	1,570.7	189.1	100.0	21.7	56	3	0
***** Changes From FY2026 Governor Adjusted Base To FY2026 Governor *****												
Reverse Alaska Performance Scholarship; Eligibility Ch4 SLA2024 (HB148) (Sec2 Ch7 SLA2024 P46 L21 (HB268))												
	Dec	-180.1	0.0	0.0	-180.1	0.0	0.0	0.0	0.0	0	0	0
1151 VoTech Ed												
		-180.1										
This legislation removes the sunset date and changes the funding allocations for program and grant distributions under AS 23.15.835(d) for the Alaska Technical and Vocational Education Program (TVEP).												
Funding authorization for the administrative portion of the TVEP program in the Workforce Investment Board component was included in the FY2025 Governor's budget. This fiscal note modifies the amount available to be distributed to TVEP grant recipients based on FY2025 revenue projections.												
	Totals	14,428.8	8,364.3	39.5	4,143.5	1,570.7	189.1	100.0	21.7	56	3	0

Personal Services Expenditure Detail
University of Alaska

Component: Matanuska-Susitna College (758)
RDU: University of Alaska Anchorage (235)

Notes:

1. If a position is split, an asterisk (*) will appear in the Split/Count column. If the split position is also counted in the component, two asterisks (**) will appear in the column.
2. "Pool" PCN refers to UA temporary positions, such as adjunct faculty; student employees; and other non-permanent staff. Multiple incumbents may share the same labor pool position number and pooled budget.

PCN	Job Class Title	Location	Time Status	Split/ Count	Employee Class	Benefit Rate	Annual Budgeted	Annual Benefits	Total Costs	UGF Estimate
							Salary			
580005	Administrative Management 2	Palmer	FT		APT - Exempt Employees	0.462	89,331	41,271	130,602	68,294
580012	Fiscal Technician 3	Palmer	FT		PERS - Classified	0.572	53,279	30,476	83,755	43,797
580013	Fiscal Technician 3	Palmer	FT		PERS - Classified	0.572	48,268	27,609	75,877	39,678
580015	Student Svcs Technician 2	Palmer	FT		PERS - Classified	0.572	44,985	25,731	70,716	36,979
580016	Communications Specialist 3	Palmer	FT		PERS - Classified	0.572	53,810	30,779	84,589	44,233
580018	Campus Services Generalist 4	Palmer	PT		PERS - Classified	0.572	25,934	14,834	40,768	10,659
580019	Student Svcs Professional 2	Palmer	FT		PERS - Classified	0.572	60,037	34,341	94,378	49,352
580021	Admin Generalist 4	Palmer	FT		PERS - Classified	0.572	49,192	28,138	77,330	40,437
580031	Senior Administrator Director	Palmer	FT		Sr. Administrator	0.305	152,714	46,578	199,292	104,213
580049	Admin Generalist 2	Palmer	FT		PERS - Classified	0.572	42,411	24,259	66,670	34,863
580106	Student Svcs Professional 2	Palmer	FT		PERS - Classified	0.572	52,749	30,172	82,921	43,361
580113	Student Svcs Manager 1	Palmer	FT		APT - Exempt Employees	0.462	63,086	29,146	92,232	48,230
580128	Professor	Palmer	FT		United Academics BU	0.354	96,314	34,095	130,409	68,193
580129	Library Technician 3	Palmer	FT		PERS - Classified	0.572	62,421	35,705	98,126	51,312
580130	Admin Generalist 4	Palmer	FT		PERS - Classified	0.572	66,310	37,929	104,239	54,509
580131	Fiscal Professional 2	Palmer	FT		APT - Exempt Employees	0.462	61,880	28,589	90,469	47,308
580133	Student Services Manager 2B	Palmer	FT		APT - Exempt Employees	0.462	77,750	35,921	113,671	59,440
580137	Associate Professor	Palmer	FT		United Academics BU	0.354	84,724	29,992	114,716	59,987
580154	Student Svcs Professional 2	Palmer	FT		PERS - Classified	0.572	55,952	32,005	87,957	45,994
580157	IS Net Technician 7	Palmer	FT		PERS - Classified	0.572	65,623	37,536	103,159	53,944
580158	IS Net Technician 6	Palmer	FT		PERS - Classified	0.572	66,914	38,275	105,189	55,005
580176	Admin Specialist 3	Palmer	FT		APT - Exempt Employees	0.462	58,844	27,186	86,030	44,987
580189	Director (Academic-Faculty)	Palmer	FT		Non-Represented Faculty	0.305	114,816	35,019	149,835	78,351
580196	Library Technician 3	Palmer	FT		PERS - Classified	0.572	44,516	25,463	69,979	36,593
580241	Fac Svcs-MO&U Supervisor 4	Palmer	FT		APT - Exempt Employees	0.462	89,331	41,271	130,602	68,294
580243	Crafts & Trades I (CT1)	Palmer	FT		AHECTE- Labor Trades & Crafts	0.519	59,675	30,971	90,646	47,401
580245	Maint Service Worker II (MSW2)	Palmer	FT		AHECTE- Labor Trades & Crafts	0.519	36,457	18,921	55,378	28,958
580246	Crafts & Trades I (CT1)	Palmer	FT		AHECTE- Labor Trades & Crafts	0.519	56,242	29,190	85,432	44,674
580290	Associate Professor	Palmer	FT		United Academics BU	0.354	72,431	25,641	98,072	51,283
580300	Student Svcs Professional 2	Palmer	FT		PERS - Classified	0.572	55,475	31,732	87,207	45,602
580301	Communications Specialist 3	Palmer	FT		PERS - Classified	0.572	55,944	32,000	87,944	45,988
580302	Admin Specialist 2	Palmer	FT		PERS - Classified	0.572	56,555	32,349	88,904	46,490
580303	Administrative Management 1	Palmer	FT		APT - Exempt Employees	0.462	77,754	35,922	113,676	59,443
580336	Professor	Palmer	FT		United Academics BU	0.354	95,668	33,866	129,534	67,736

Personal Services Expenditure Detail
University of Alaska

Component: Matanuska-Susitna College (758)
RDU: University of Alaska Anchorage (235)

Notes:

1. If a position is split, an asterisk (*) will appear in the Split/Count column. If the split position is also counted in the component, two asterisks (**) will appear in the column.
2. "Pool" PCN refers to UA temporary positions, such as adjunct faculty; student employees; and other non-permanent staff. Multiple incumbents may share the same labor pool position number and pooled budget.

PCN	Job Class Title	Location	Time Status	Split/ Count	Employee Class	Benefit Rate	Annual	Annual Benefits	Total Costs	UGF Estimate
							Budgeted Salary			
580352	Associate Professor	Palmer	FT		United Academics BU	0.354	85,691	30,335	116,026	60,672
580358	IS Manager 2	Palmer	FT		APT - Exempt Employees	0.462	106,898	49,387	156,285	81,724
580460	Student Svcs Technician 3	Palmer	FT		PERS - Classified	0.572	50,720	29,012	79,732	41,693
580461	Student Svcs Professional 2	Palmer	FT		PERS - Classified	0.572	58,843	33,658	92,501	48,371
580463	Student Svcs Professional 2	Palmer	FT		PERS - Classified	0.572	54,878	31,390	86,268	45,111
580464	Admin Generalist 4	Palmer	FT		PERS - Classified	0.572	48,277	27,614	75,891	39,685
580465	Research Technician 4	Palmer	FT		PERS - Classified	0.572	65,623	37,536	103,159	53,944
580467	Student Svcs Professional 2	Palmer	FT		PERS - Classified	0.572	61,880	35,395	97,275	50,867
580468	Associate Professor	Palmer	FT		United Academics BU	0.354	114,036	40,369	154,405	80,741
589000	Term Asst Professor	Palmer	FT		United Academics BU	0.354	76,877	27,214	104,091	54,431
589003	IS Net Technician 6	Palmer	PT		PERS - Classified	0.572	43,274	24,753	68,027	35,572
589005	Term Assoc Professor	Palmer	FT		United Academics BU	0.354	87,656	31,030	118,686	62,063
589006	Term Instructor	Palmer	FT		United Academics BU	0.354	93,896	33,239	127,135	66,481
589007	Term Asst Professor	Palmer	FT		United Academics BU	0.354	72,326	25,603	97,929	51,209
589010	Term Asst Professor	Palmer	FT		United Academics BU	0.354	75,941	26,883	102,824	53,769
589012	Term Asst Professor	Palmer	FT		United Academics BU	0.354	72,680	25,729	98,409	51,460
589014	Director (Academic-Faculty)	Palmer	PT		Non-Represented Faculty	0.305	124,987	38,121	163,108	85,292
589015	Term Asst Professor	Palmer	FT		United Academics BU	0.354	69,436	24,580	94,016	49,163
589018	Term Asst Professor	Palmer	FT		United Academics BU	0.354	81,354	28,799	110,153	57,601
589022	Term Asst Professor	Palmer	FT		United Academics BU	0.354	74,038	26,209	100,247	52,421
589023	Term Asst Professor	Palmer	FT		United Academics BU	0.354	77,200	27,329	104,529	54,660
589027	Term Asst Professor	Palmer	FT		United Academics BU	0.354	87,126	30,843	117,969	61,688
589028	Term Asst Professor	Palmer	FT		United Academics BU	0.354	76,690	27,148	103,838	54,299
589029	Term Asst Professor	Palmer	FT		United Academics BU	0.354	97,640	34,565	132,205	69,132
589032	Term Asst Professor	Palmer	FT		United Academics BU	0.354	71,744	25,397	97,141	50,797
Pool	Adjunct Faculty	Palmer	PT		Non-Represented Adjunct Faculty	0	42,882	4,160	47,042	24,599
Pool	Adjunct Faculty	Palmer	PT		UNAD Adjunct Faculty	0	615,642	59,736	675,378	353,168
Pool	UA Labor Pool	Palmer	PT		Labor Pool	0	1,288,606		1,288,606	673,835

Personal Services Expenditure Detail
University of Alaska

Component: Matanuska-Susitna College (758)
RDU: University of Alaska Anchorage (235)

Notes:

1. If a position is split, an asterisk (*) will appear in the Split/Count column. If the split position is also counted in the component, two asterisks (**) will appear in the column.
2. "Pool" PCN refers to UA temporary positions, such as adjunct faculty; student employees; and other non-permanent staff. Multiple incumbents may share the same labor pool position number and pooled budget.

PCN	Job Class Title	Location	Time Status	Split/ Count	Employee Class	Benefit Rate	Annual Budgeted Salary	Annual Benefits	Total Costs	UGF Estimate
Total Position Costs							6,124,233	1,908,949	8,033,182	4,190,038
Full Time Positions:			56							
Part Time Positions:			3							
Positions in Component:			59							
							Federal Receipts (1002)		0	
							General Fund Receipts (1004)		4,190,038	
							Interagency Receipts (1007)		0	
							University Receipts (1048)		3,843,144	
							UA Intra-agency Transfers (1174)		0	
							UA Funding		8,033,182	

State of Alaska FY2026 Governor's Operating Budget

University of Alaska Prince William Sound College Component Budget Summary

Component: Prince William Sound College

Contribution to Department's Mission

Prince William Sound College (PWSC) is a part of the community campus system of the University of Alaska Anchorage. The mission of PWSC is to use its unique resources and magnificent landscape to enrich the lives of our students and our communities. The PWSC is a one-of-a-kind institution of postsecondary education located in Valdez, Alaska. The main campus and its extension sites in Cordova and Copper Basin are set amidst some of the country's most breathtaking scenery and rich cultural history. The PWSC courses and programs, both on campus and online, lead to Occupational Endorsement certificates, and Associate of Applied Science degrees.

Core Services

- Academics: PWSC offers the Associate of Arts degree, the Associate of Science degree, Associate of Applied Science degrees in Outdoor Leadership and in Technology, Undergraduate Certificate in Outdoor Leadership, and Occupational Endorsement Certificates in Construction Skills, Marine Service Technology, Millwright, Natural Resources Technician, Marine Natural Resource Technician, and Web Engineering.
- Academics: In partnership with the UAA College of Health, PWSC offers an Associate of Applied Science in Nursing degree, which significantly supports the local workforce at Providence Valdez Medical Center.
- Student Success and Access: PWSC created educational pathways that support retention, internship placement, and occupational goal completion and/or transfer. PWSC has embedded opportunities into both the curriculum and campus life activities that strengthen student growth in leadership skills and civic engagement.
- Dual Enrollment: PWSC maintains working relationships with area school districts and across the State to offer dual enrollment education to high school students, providing a pathway to build a transcript of university credit for transfer or completion of an associate degree. PWSC partners with Valdez High School, Glennallen High School, and Cordova High School, as well as rural high schools from around the State.
- Continuing Education and Professional Development: PWSC promotes continuing education and professional development among its faculty by implementing activities following the Quality Matters model, emphasizing a team approach to support both full-time and adjunct faculty.
- Continuing Education and Professional Development: PWSC offers 500-level professional development courses to Alaska school district educators, including instruction about classroom educational technology, National Center for Construction Education and Research (NCCER) core curriculum for teachers and technical instructors, environmental science for teachers, and computer science courses for rural students and faculty.
- Community Partnerships: Through outreach and engagement, PWSC plays an integral role in developing and sustaining the communities of Valdez, Cordova, and Glennallen. PWSC's partnerships have made PWSC an important voice in the community, one that others look to for assistance and advice.
- Community Partnerships: PWSC partners with industry leaders such as Alyeska Pipeline Service Company, Providence Valdez Medical Center and Cordova Medical Center, Ahtna Inc., Copper River Native Association, Valdez Native Tribe, Native Village of Eyak, Chugachmiut Native Association, and the United States Coast Guard.
- Community Partnerships: PWSC offers valuable resources to the community to learn and engage with others, including the Health and Fitness Center, Maxine and Jesse Whitney Museum, Valdez Theatre Conference, and an array of educational opportunities, outreach programs, classes, and hosted events.
- Community Partnerships: PWSC provides Oil Spill Response training for fishing vessel fleets in cooperation with Alyeska Pipeline Service Company in locations throughout the Gulf of Alaska, ensuring that federally mandated training requirements are met for the oil transportation industry.

Major Component Accomplishments in 2024

See University of Alaska Anchorage Results Delivery Unit.

Key Component Challenges

See University of Alaska Anchorage Results Delivery Unit.

Significant Changes in Results to be Delivered in FY2026

See University of Alaska Anchorage Results Delivery Unit.

Statutory and Regulatory Authority

No statutes and regulations.

Contact Information
Contact: Michelle Rizk, Vice President, University Relations Phone: (907) 450-8187 E-mail: marizk@alaska.edu

Prince William Sound College Personal Services Information					
Authorized Positions			Personal Services Costs		
	<u>FY2025</u> <u>Management</u> <u>Plan</u>	<u>FY2026</u> <u>Governor</u>			
			Annual Salaries		0
Full-time	28	28	Premium Pay		0
Part-time	7	7	Annual Benefits		0
Nonpermanent	0	0	Less % Vacancy Factor		()
			Lump Sum Premium Pay		0
Totals	35	35	Total Personal Services		

Position Classification Summary					
Job Class Title	Anchorage	Fairbanks	Juneau	Others	Total
No personal services.					
Totals	0	0	0	0	0

Component Detail All Funds
University of Alaska

Component: Prince William Sound College (759)
RDU: University of Alaska Anchorage (235)

Non-Formula Component

	FY2024 Actuals	FY2025 Enrolled	FY2025 Authorized	FY2025 Management Plan	FY2026 Governor Adjusted Base	FY2026 Governor	FY2025 Management Plan vs FY2026 Governor	
1000 Personal Services	3,639.8	5,102.3	5,102.3	4,591.5	4,790.5	4,790.5	199.0	4.3%
2000 Travel	48.8	34.0	34.0	54.3	54.3	54.3	0.0	0.0%
3000 Services	1,382.8	1,055.0	1,055.0	1,684.9	1,684.9	1,607.5	-77.4	-4.6%
4000 Commodities	295.6	225.9	225.9	253.4	253.4	253.4	0.0	0.0%
5000 Capital Outlay	75.5	44.7	44.7	43.2	43.2	43.2	0.0	0.0%
7000 Grants, Benefits	272.5	-58.2	-58.2	25.0	25.0	25.0	0.0	0.0%
8000 Miscellaneous	0.0	5.5	5.5	5.5	5.5	5.5	0.0	0.0%
Totals	5,715.0	6,409.2	6,409.2	6,657.8	6,856.8	6,779.4	121.6	1.8%
Fund Sources:								
1002 Fed Rcpts (Fed)	249.3	800.0	800.0	800.0	807.1	807.1	7.1	0.9%
1004 Gen Fund (UGF)	1,903.5	2,903.5	2,903.5	3,052.9	3,193.3	3,193.3	140.4	4.6%
1007 I/A Rcpts (Other)	220.4	178.6	178.6	178.6	178.6	178.6	0.0	0.0%
1048 Univ Rcpt (DGF)	3,067.3	2,517.1	2,517.1	2,538.9	2,590.4	2,590.4	51.5	2.0%
1151 VoTech Ed (DGF)	109.4	0.0	0.0	77.4	77.4	0.0	-77.4	-100.0%
1174 UA I/A (Other)	165.1	10.0	10.0	10.0	10.0	10.0	0.0	0.0%
Unrestricted General (UGF)	1,903.5	2,903.5	2,903.5	3,052.9	3,193.3	3,193.3	140.4	4.6%
Designated General (DGF)	3,176.7	2,517.1	2,517.1	2,616.3	2,667.8	2,590.4	-25.9	-1.0%
Other Funds	385.5	188.6	188.6	188.6	188.6	188.6	0.0	0.0%
Federal Funds	249.3	800.0	800.0	800.0	807.1	807.1	7.1	0.9%
Positions:								
Permanent Full Time	31	31	31	28	28	28	0	0.0%
Permanent Part Time	5	5	5	7	7	7	0	0.0%
Non Permanent	0	0	0	0	0	0	0	0.0%

Change Record Detail - Multiple Scenarios with Descriptions
University of Alaska

Component: Prince William Sound College (759)
RDU: University of Alaska Anchorage (235)

Scenario/Change Record Title	Trans Type	Totals	Personal Services	Travel	Services	Commodities	Capital Outlay	Grants, Benefits	Miscellaneous	Positions		NP
										PFT	PPT	
***** Changes From FY2025 Enrolled To FY2025 Authorized *****												
FY2025 Enrolled												
	Enrolled	6,409.2	5,102.3	34.0	1,055.0	225.9	44.7	-58.2	5.5	31	5	0
1002 Fed Rcpts		800.0										
1004 Gen Fund		2,903.5										
1007 I/A Rcpts		178.6										
1048 Univ Rcpt		2,517.1										
1174 UA I/A		10.0										
	Subtotal	6,409.2	5,102.3	34.0	1,055.0	225.9	44.7	-58.2	5.5	31	5	0
***** Changes From FY2025 Authorized To FY2025 Management Plan *****												
Distribute University of Alaska Receipt Authority												
	Trin	21.8	0.0	0.0	21.8	0.0	0.0	0.0	0.0	0	0	0
1048 Univ Rcpt		21.8										
Distribute University of Alaska Receipt Authority to better align with estimated expenditures in FY2025.												
Budget Reductions/Additions – Systemwide: (\$7,590.2)												
Systemwide Services: (\$3,277.4)												
Office of Information Technology: \$300.0												
Anchorage Campus: \$2,689.5												
Kenai Peninsula College: \$69.3												
Kodiak College: \$35.0												
Matanuska-Susitna College: \$221.0												
Prince William Sound College: \$21.8												
Fairbanks Campus: \$3,482.5												
Bristol Bay Campus: \$31.0												
Chukchi Campus: \$16.1												
College of Rural and Community Development: \$20.8												
Interior Alaska Campus: \$46.9												
Kuskokwim Campus: \$50.6												
Northwest Campus: \$17.9												
University of Alaska Fairbanks Community Technical College: \$38.2												
Juneau Campus: \$427.0												
Ketchikan Campus: \$42.6												
Sitka Campus: \$49.7												
Education Trust of Alaska: \$3,307.7												
Transfer General Funds for Compensation and Fixed Costs Increases												
	Trin	149.4	0.0	0.0	149.4	0.0	0.0	0.0	0.0	0	0	0
1004 Gen Fund		149.4										

Change Record Detail - Multiple Scenarios with Descriptions
University of Alaska

Component: Prince William Sound College (759)
RDU: University of Alaska Anchorage (235)

Scenario/Change Record Title	Trans Type	Totals	Personal Services	Travel	Services	Commodities	Capital Outlay	Grants, Benefits	Miscellaneous	Positions		NP
										PFT	PPT	
Distribute compensation and fixed cost increases to align with estimated expenditures in FY2025.												
Budget Reductions/Additions – Systemwide: (\$22,427.7)												
Systemwide Services: \$816.9												
Office of Information Technology: \$1,230.8												
Anchorage Campus: \$6,776.8												
Kenai Peninsula College: \$367.9												
Kodiak College: \$127.3												
Matanuska-Susitna College: \$299.6												
Prince William Sound College: \$149.4												
Fairbanks Campus: \$10,248.0												
Bristol Bay Campus: \$46.7												
Chukchi Campus: \$25.7												
College of Rural and Community Development: \$232.2												
Interior Alaska Campus: \$76.2												
Kuskokwim Campus: \$132.4												
Northwest Campus: \$60.9												
University of Alaska Fairbanks Community Technical College: \$316.3												
Juneau Campus: \$1,200.3												
Ketchikan Campus: \$158.6												
Sitka Campus: \$161.7												
Transfer Technical Vocational Education Program Funds to Align with Distributions												
	Trin	77.4	0.0	0.0	77.4	0.0	0.0	0.0	0.0	0	0	0
1151 VoTech Ed		77.4										
Transfers between allocations to reallocate Technical Vocational Education Program funding to FY2025 Programs approved by the University of Alaska Workforce Development Committee.												
Budget Reductions/Additions – Systemwide: (\$6,151.0)												
Systemwide Services: \$218.5												
Anchorage Campus: \$1,504.2												
Kenai Peninsula College: \$648.4												
Kodiak College: \$575.2												
Matanuska-Susitna College: \$180.1												
Prince William Sound College: \$77.4												
Fairbanks Campus: \$376.0												
College of Rural and Community Development: \$81.9												
Interior Alaska Campus: \$94.5												
Kuskokwim Campus: \$47.4												
Northwest Campus: \$47.3												

Change Record Detail - Multiple Scenarios with Descriptions
University of Alaska

Component: Prince William Sound College (759)
RDU: University of Alaska Anchorage (235)

Scenario/Change Record Title	Trans Type	Totals	Personal Services	Travel	Services	Commodities	Capital Outlay	Grants, Benefits	Miscellaneous	PFT	PPT	NP
University of Alaska Fairbanks Community Technical College: \$1,193.4 Juneau Campus: \$334.3 Ketchikan Campus: \$513.2 Sitka Campus: \$259.2												
Position Adjustments for Anticipated Position Count												
	PosAdj	0.0	0.0	0.0	0.0	0.0	0.0	0.0	0.0	-3	2	0
Position adjustments deemed necessary to accurately reflect the FY2025 Management Plan.												
Align Authority with Anticipated Expenditures												
	LIT	0.0	-510.8	20.3	381.3	27.5	-1.5	83.2	0.0	0	0	0
Transfers between expenditure categories that the University of Alaska management and the Board of Regents have deemed necessary to accurately reflect expenditure levels for FY2025.												
Subtotal		6,657.8	4,591.5	54.3	1,684.9	253.4	43.2	25.0	5.5	28	7	0
***** Changes From FY2025 Management Plan To FY2026 Governor Adjusted Base *****												
Salaries and Benefits												
	SalAdj	72.9	72.9	0.0	0.0	0.0	0.0	0.0	0.0	0	0	0
1004 Gen Fund		41.9										
1048 Univ Rcpt		31.0										
In accordance with the University of Alaska's (UA) mission, the university is committed to providing a competitive total compensation package, including salary and benefits, that will attract, retain, and reward high-performing employees who share a passion for higher education. The University of Alaska strives to make employee compensation performance-based, competitive to institutions with similar missions, and commensurate with the individual's level of responsibility.												
The FY2026 budget request includes a wage increase for employee groups as required by collective bargaining agreements and 2.75 percent wage increase for non-union staff.												
The United Academics (UNAC, expires on 12/31/24) and United Academics Adjuncts (UNAD, expires 6/30/25) contracts expire in FY2025 and no increase has yet been negotiated for FY2026. Once a tentative agreement has been reached with a union, a funding request will be made through the appropriate legislative process. If the collective bargaining agreement is subsequently not approved by the University of Alaska Board of Regents, the State Department of Administration, or is not ratified by the bargaining unit members, the funding request will be withdrawn.												
Staff Benefits Under Recovery and Healthcare												
	SalAdj	126.1	126.1	0.0	0.0	0.0	0.0	0.0	0.0	0	0	0
1002 Fed Rcpts		7.1										
1004 Gen Fund		98.5										
1048 Univ Rcpt		20.5										

Change Record Detail - Multiple Scenarios with Descriptions
University of Alaska

Component: Prince William Sound College (759)
RDU: University of Alaska Anchorage (235)

Scenario/Change Record Title	Trans Type	Totals	Personal Services	Travel	Services	Commodities	Capital Outlay	Grants, Benefits	Miscellaneous	Positions		NP
										PFT	PPT	
In accordance with the University of Alaska's (UA) mission, the university is committed to providing a competitive total compensation package, including salary and benefits, that will attract, retain, and reward high-performing employees who share a passion for higher education. The University of Alaska strives to make employee compensation performance-based, competitive to institutions with similar missions, and commensurate with the individual's level of responsibility.												
In FY2026, the university's medical (including dental and vision) plan is expecting an increase in premium costs (\$7.0 million) and under-recovery in FY2024 (\$10.8 million). The FY2026 budget includes a \$14.3 million (\$17.8 million total) request to help offset the cost increases.												
	Subtotal	6,856.8	4,790.5	54.3	1,684.9	253.4	43.2	25.0	5.5	28	7	0
***** Changes From FY2026 Governor Adjusted Base To FY2026 Governor *****												
Reverse Alaska Performance Scholarship; Eligibility Ch4 SLA2024 (HB148) (Sec2 Ch7 SLA2024 P46 L21 (HB268))												
	Dec	-77.4	0.0	0.0	-77.4	0.0	0.0	0.0	0.0	0	0	0
1151 VoTech Ed -77.4												
This legislation removes the sunset date and changes the funding allocations for program and grant distributions under AS 23.15.835(d) for the Alaska Technical and Vocational Education Program (TVEP).												
Funding authorization for the administrative portion of the TVEP program in the Workforce Investment Board component was included in the FY2025 Governor's budget. This fiscal note modifies the amount available to be distributed to TVEP grant recipients based on FY2025 revenue projections.												
	Totals	6,779.4	4,790.5	54.3	1,607.5	253.4	43.2	25.0	5.5	28	7	0

Personal Services Expenditure Detail
University of Alaska

Component: Prince William Sound College (759)
RDU: University of Alaska Anchorage (235)

Notes:

1. If a position is split, an asterisk (*) will appear in the Split/Count column. If the split position is also counted in the component, two asterisks (**) will appear in the column.
2. "Pool" PCN refers to UA temporary positions, such as adjunct faculty; student employees; and other non-permanent staff. Multiple incumbents may share the same labor pool position number and pooled budget.

PCN	Job Class Title	Location	Time Status	Split/ Count	Employee Class	Benefit Rate	Annual Budgeted	Annual	Total	UGF
							Salary	Benefits	Costs	Estimate
620002	Athletics Facs, Ops & Pgms 2	Valdez	PT		PERS - Classified	0.572	26,759	15,306	42,065	24,250
620004	Term Asst Professor	Valdez	FT		United Academics BU	0.354	56,567	20,025	76,592	24,033
620005	Stu Svcs Profess 2 (Exempt)	Valdez	FT		APT - Exempt Employees	0.462	62,816	29,021	91,837	0
620006	Student Svcs Professional 3	Valdez	FT		APT - Exempt Employees	0.462	70,013	32,346	102,359	59,007
620007	Fiscal Manager 3	Valdez	FT		APT - Exempt Employees	0.462	95,347	44,050	139,397	80,359
620008	Student Svcs Manager 1	Valdez	PT		APT - Exempt Employees	0.462	40,616	18,765	59,381	34,231
620010	Fiscal Technician 2	Valdez	FT		PERS - Classified	0.572	47,522	27,183	74,705	43,065
620017	Fiscal Professional 3	Valdez	FT		APT - Exempt Employees	0.462	79,715	36,828	116,543	67,184
620023	Student Svcs Professional 2	Valdez	FT		PERS - Classified	0.572	57,977	33,163	91,140	52,540
620027	Administrative Management 3	Valdez	FT		APT - Exempt Employees	0.462	105,300	48,649	153,949	88,748
620028	Administrative Management 2	Valdez	FT		APT - Exempt Employees	0.462	62,693	28,964	91,657	40,156
620035	Director (Admin)	Valdez	FT		Sr. Administrator	0.305	145,870	44,490	190,360	109,738
620036	Admin Specialist 1	Valdez	PT		PERS - Classified	0.572	33,964	19,427	53,391	20,622
620037	Training & Development 3	Valdez	PT		PERS - Classified	0.572	29,263	16,738	46,001	0
620038	Maint Service Worker IV (MSW4)	Valdez	FT		AHECTE- Labor Trades & Crafts	0.519	68,800	35,707	104,507	60,246
620039	Maint Service Workr III (MSW3)	Valdez	FT		AHECTE- Labor Trades & Crafts	0.519	45,540	23,635	69,175	39,878
620040	Fac Svcs-MO&U Supervisor 4	Valdez	FT		APT - Exempt Employees	0.462	79,716	36,829	116,545	47,029
620041	Maint Service Worker IV (MSW4)	Valdez	FT		AHECTE- Labor Trades & Crafts	0.519	54,392	28,229	82,621	47,629
620047	Instructional Designer 3	Valdez	FT		APT - Exempt Employees	0.462	77,356	35,738	113,094	65,196
620048	Admin Specialist 4	Valdez	FT		APT - Exempt Employees	0.462	85,408	39,458	124,866	71,983
620049	Fiscal Technician 2	Valdez	FT		PERS - Classified	0.572	47,528	27,186	74,714	43,071
620050	Professor	Valdez	FT		United Academics BU	0.354	82,715	29,281	111,996	64,563
620062	Communications Manager 1	Valdez	FT		APT - Exempt Employees	0.462	65,318	30,177	95,495	55,050
620064	Instructional Designer 3	Valdez	FT		APT - Exempt Employees	0.462	62,420	28,838	91,258	52,608
620065	Student Svcs Professional 2	Valdez	PT		PERS - Classified	0.572	45,256	25,886	71,142	41,012
620066	Admin Specialist 3	Valdez	PT		APT - Exempt Employees	0.462	60,626	28,009	88,635	51,096
620067	Athletics Facs, Ops & Pgms 1	Valdez	FT		PERS - Classified	0.572	48,482	27,732	76,214	43,935
629014	Term Asst Professor	Valdez	FT		United Academics BU	0.354	70,699	25,027	95,726	55,184
629018	Training & Development 5	Valdez	FT		APT - Exempt Employees	0.462	82,098	37,929	120,027	13,839
629019	Term Asst Professor	Valdez	FT		United Academics BU	0.354	72,680	25,729	98,409	56,730
629022	Fiscal Professional 2	Valdez	PT		APT - Exempt Employees	0.462	50,435	23,301	73,736	42,507
629023	Admin Generalist 3	Valdez	FT		PERS - Classified	0.572	60,341	34,515	94,856	54,682
629024	Instructor	Valdez	FT		United Academics BU	0.354	68,734	24,332	93,066	53,650
629031	Term Instructor	Valdez	FT		United Academics BU	0.354	65,735	23,270	89,005	51,309

Personal Services Expenditure Detail
University of Alaska

Component: Prince William Sound College (759)
RDU: University of Alaska Anchorage (235)

Notes:

1. If a position is split, an asterisk (*) will appear in the Split/Count column. If the split position is also counted in the component, two asterisks (**) will appear in the column.
2. "Pool" PCN refers to UA temporary positions, such as adjunct faculty; student employees; and other non-permanent staff. Multiple incumbents may share the same labor pool position number and pooled budget.

PCN	Job Class Title	Location	Time Status	Split/ Count	Employee Class	Benefit Rate	Annual		Total Costs	UGF Estimate
							Budgeted	Annual Benefits		
629034	Term Asst Professor	Valdez	FT		United Academics BU	0.354	61,929	21,923	83,852	48,339
Pool	Adjunct Faculty	Valdez	PT		Non-Represented Adjunct Faculty	0	145,777	14,140	159,918	92,189
Pool	Adjunct Faculty	Valdez	PT		UNAD Adjunct Faculty	0	171,342	16,620	187,962	108,355
Pool	UA Labor Pool	Valdez	PT		Labor Pool	0	945,337		945,337	544,964
Total Position Costs							3,533,086	1,058,449	4,591,535	2,448,979
									Federal Receipts (1002)	216,542
									General Fund Receipts (1004)	2,448,979
									Interagency Receipts (1007)	0
									University Receipts (1048)	1,926,013
									UA Intra-agency Transfers (1174)	0
									UA Funding	4,591,535

Full Time Positions:	28
Part Time Positions:	7
Positions in Component:	35

State of Alaska FY2026 Governor's Operating Budget

University of Alaska University of Alaska Fairbanks Results Delivery Unit Budget Summary

University of Alaska Fairbanks Results Delivery Unit

Contribution to Department's Mission

The University of Alaska Fairbanks (UAF) is a Land, Sea, and Space Grant university and an international center for research, education, and the arts, emphasizing the circumpolar North and its diverse peoples. UAF integrates teaching, research, and public service as it educates students for active citizenship and prepares them for lifelong learning and careers.

University of Alaska Fairbanks Mission Statement
Board of Regents' Policy P01.01.030
Adopted 06-08-12

Results

(Additional performance information is available on the web at <https://omb.alaska.gov/results>.)

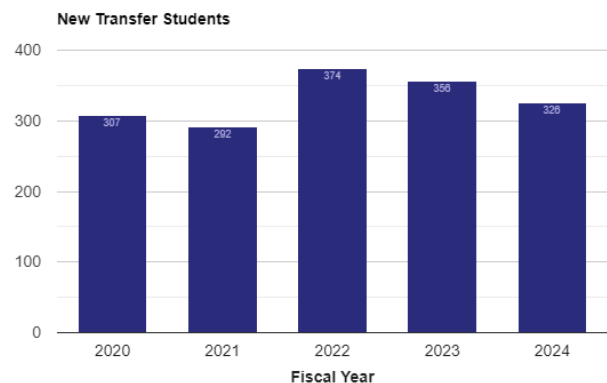
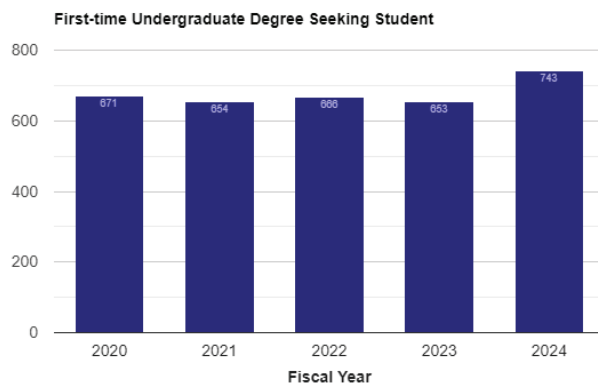
Core Services

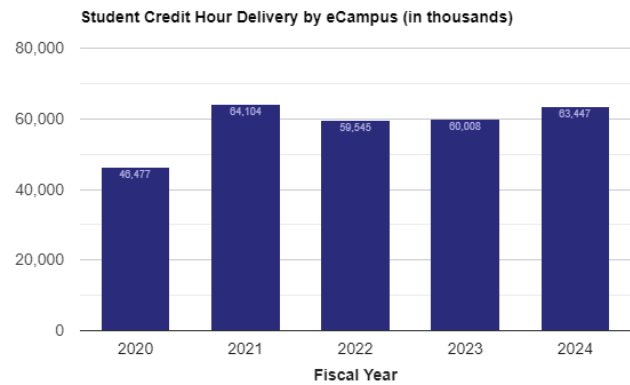
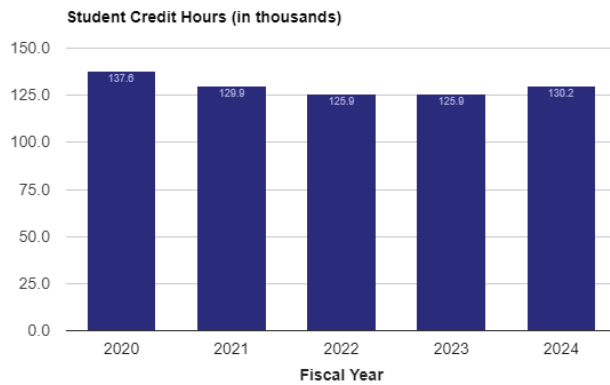
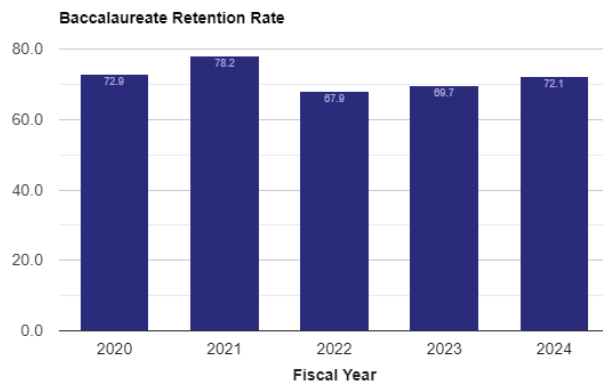
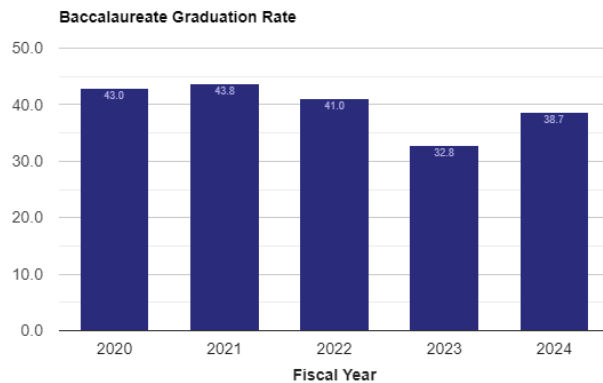
- ENROLLMENT: Increase new student enrollment of first-time degree-seeking and transfer students.
- ENROLLMENT: Increase student credit hour production.
- STUDENT SUCCESS: Increase the retention rate of first-time, full-time baccalaureate students.
- STUDENT SUCCESS: Increase the graduation rate of first-time, full-time baccalaureate students.
- RESEARCH: Increase externally funded research.
- RESEARCH: Increase doctoral enrollment and degree awards.
- RESEARCH: Disseminate research focused on Alaska and the circumpolar Arctic and publish research and scholarship, making the results widely available nationally and internationally.
- EFFICIENCY: Generate significant revenue from sources other than the State of Alaska.
- EFFICIENCY: Generate tuition and fee revenue consistent with maintaining access for all students.
- EFFICIENCY: Increase revenue generation from philanthropy.

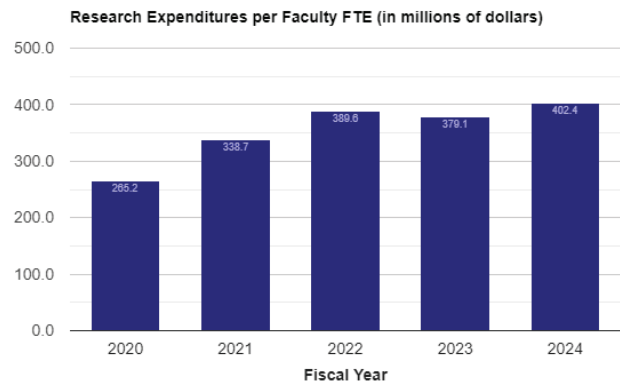
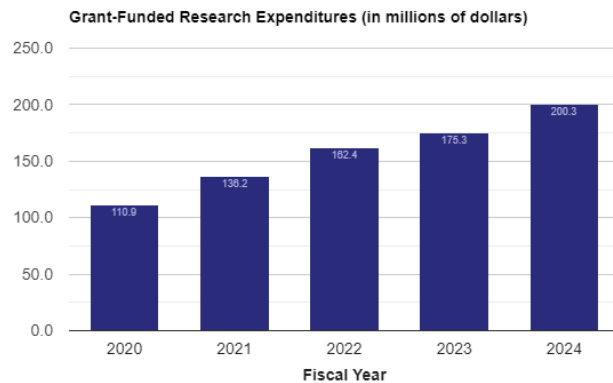
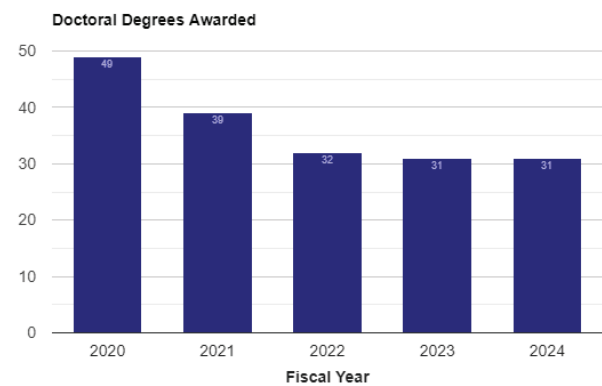
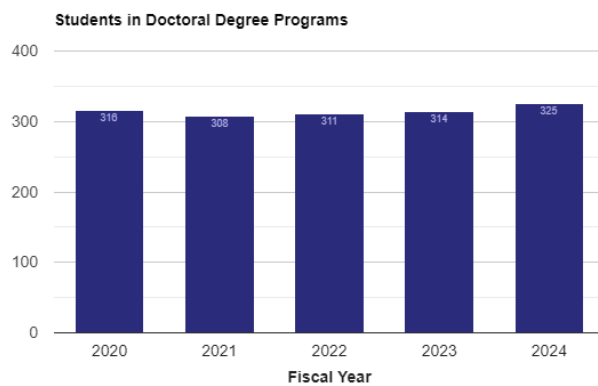
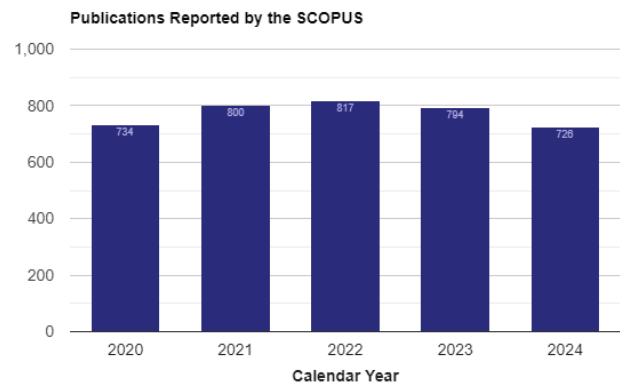
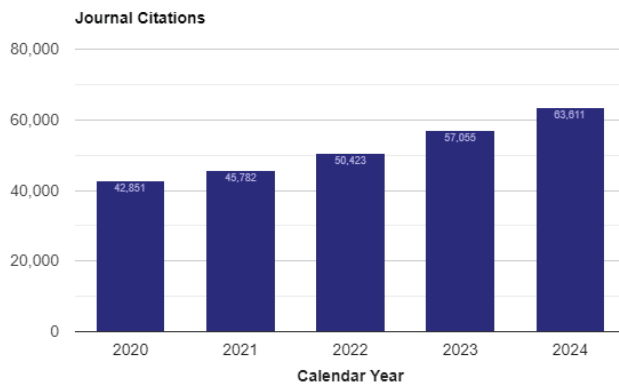
Measures by Core Service

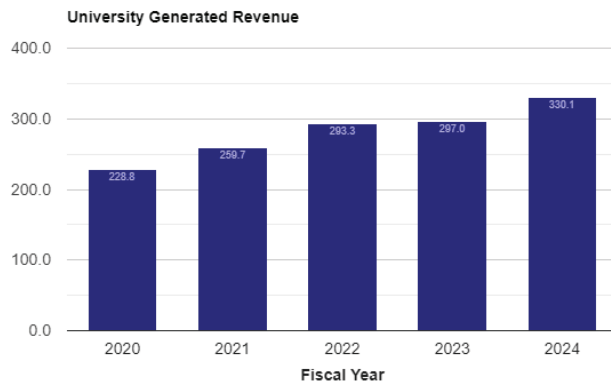
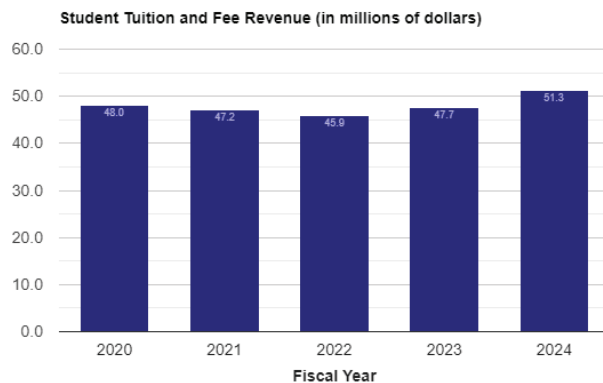
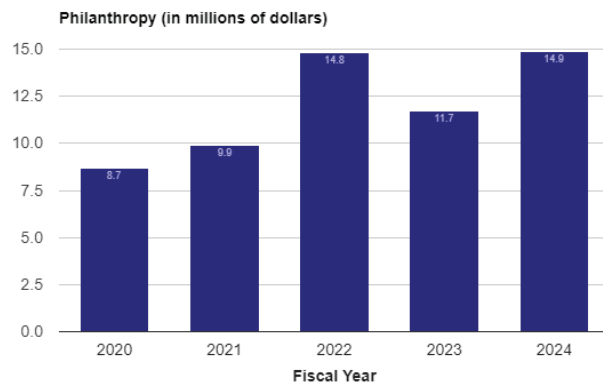
(Additional performance information is available on the web at <https://omb.alaska.gov/results>.)

1. ENROLLMENT: Increase new student enrollment of first-time degree-seeking and transfer students.



2. ENROLLMENT: Increase student credit hour production.**3. STUDENT SUCCESS: Increase the retention rate of first-time, full-time baccalaureate students.****4. STUDENT SUCCESS: Increase the graduation rate of first-time, full-time baccalaureate students.**

5. RESEARCH: Increase externally funded research.**6. RESEARCH: Increase doctoral enrollment and degree awards.****7. RESEARCH: Disseminate research focused on Alaska and the circumpolar Arctic and publish research and scholarship, making the results widely available nationally and internationally.**

8. EFFICIENCY: Generate significant revenue from sources other than the State of Alaska.**9. EFFICIENCY: Generate tuition and fee revenue consistent with maintaining access for all students.****10. EFFICIENCY: Increase revenue generation from philanthropy.****Major RDU Accomplishments in 2024**

The UAF continues to follow a strategic plan that includes six goals: To (i) modernize the student experience; (ii) solidify the UAF global leadership in Alaska Native and Indigenous programs; (iii) achieve Tier 1 research status; (iv) transform the UAF's intellectual property development and commercialization enterprise; (v) embrace and grow a culture of respect, diversity, inclusion and caring; and (vi) revitalize key academic programs.

Accreditation is a voluntary process of self-regulation and peer review adopted by the higher education community. It is an affirmation that a college provides a quality of education that the public has the right to expect and that the UAF

has been accredited by the Northwest Commission on Colleges and Universities (NWCCU) since 1934 and continues to remain accredited. The UAF's accreditation was reaffirmed by the NWCCU in February 2021 based on a fall 2020 evaluation. This is a seven-year cycle and the UAF is now in year four of that sequence. The site visit for the mid-cycle evaluation occurred in October 2023. The UAF is drafting its sixth-year Policies, Regulations, and Financial Review report and preparing for the year seven Evaluation of Institutional Effectiveness which will take place in fall 2027.

Awards, Recognition, and Achievements

The UAF Director of the Institute of Arctic Biology, and professor of biology and wildlife, Dr. Diane O'Brien, has been elected to the National Academy of Sciences. This recognition acknowledges distinguished and continuing achievements in original research. Dr. O'Brien is the first woman researcher from Alaska to be elected to the organization. Among other projects, she and her team have collaborated with Alaska Native communities to use stable isotopes to measure the critical importance of traditional foods to the health of Alaska Native people.

UAF faculty members Brandon Boylan, Katie Spellman, and William Simpson were the recipients of the 2024 Emil Usibelli Distinguished Awards in teaching, service, and research, respectively. Each was recognized for their exemplary contributions to the discovery, communication, and use of knowledge.

In February 2024, UAF faculty, Bill Connor, was inducted into the Alaska Innovators Hall of Fame for his work in transportation infrastructure. The State Committee for Research (SCoR) created the Alaska Innovators Hall of Fame in 2014 to celebrate and honor outstanding individuals who are leaders in innovation and contribute to growing Alaska's culture of innovation.

Dr. Jaunelle Celaire, UAF professor of voice, is the recipient of the 2024 Bullock Prize in recognition of her work as a professional musician, seeking to creatively bring the knowledge and joy of music to her students and many others. Dr. Celaire has fostered a culture of musical collaboration across the university system and statewide.

Five faculty and staff were awarded the Dennis Demmert Award in May 2024. The recipients were Jennifer Adams, assistant professor of Alaska Native studies and Rural Development; Jim Brashear, professor of ceramics; David Fonder, assistant professor and program advisor for the Process Technology Program; Katilin Tom, resident director and student conduct administrator; and Arleigh Reynolds, Emeritus professor of veterinary medicine. The Dennis Demmert Appreciation and Recognition Award honors Demmert's many years of service and dedication to the betterment of the Alaska Native community.

Twenty-nine faculty members received tenure, promotion, or both in academic year 2023-24.

UAF academic rankings:

The UAF's Special Education and Teaching program is one of only four programs to be rated as Exemplary by Quality Matters, certified in all four sub-categories: Program Design, Teaching Support, Learner Support, and Learner Success.

The UAF's online programs also earned Quality Matters' certification for Online Learner Support. In addition, the UAF's Master of Education in Online Innovation and Design was recognized for Teaching Support. All UAF Quality Matters certifications have been earned since 2019 and are valid for five years.

The UAF's online bachelor's degree programs were again ranked among the best by United States News and World Report in 2023 (197th of 653 rated programs). Additionally, the online Master of Arts in Justice Administration was ranked 67th of 98 in the country and the online Master of Business Administration ranked 183rd of 355.

The Bachelor of Business Administration programs earned a top-half spot (59th out of 184) in the United States News and World Report ranking for undergraduate business programs.

28th out of 88: World's Best Small Universities, Times Higher Education Survey. The UAF remains well above average here, as it has for the past four years. This bodes well for the UAF's goal of achieving R1 research university status.

Victory.com designated the UAF as a Silver level Military Friendly School in the Tier 2 Research Institution category, thereby demonstrating military persons' confidence in the UAF's academic offerings. For academic year 2023-2024, Militaryfriendly.com gave the UAF a Gold level ranking.

UAF research rankings:

4th: Worldwide Rank in Number of Publications/Citations of Peer-reviewed Arctic Research

2nd: Geological and Earth Sciences, National Science Foundation (NSF) Higher Education Research and Development Survey

Examples of ranked schools that the UAF outranks: Johns Hopkins University, Stanford University, Arizona State University, California Institute of Technology, Harvard, Princeton, Yale

7th: Ocean Sciences and Marine Sciences, NSF Higher Education Research and Development Survey

Examples of ranked schools that the UAF outranks: William and Mary, University of Maryland Center for Environmental Studies, Columbia University, John's Hopkins University, Rutgers State University, University of Rhode Island, University of California, Santa Barbara

15th: Astronomy and Astrophysics, NSF Higher Education Research and Development Survey

Examples of ranked schools that the UAF outranks: University of Washington, Seattle, Harvard University, Cornell University, Northwestern University, Brandeis, Boston University, Rutgers State University

15th: Atmospheric Science and Meteorology, the NSF Higher Education Research and Development Survey

Examples of ranked schools that UAF outranks: Columbia University, Purdue University, Boston College, Perdue, University of Hawaii, Texas A&M University, George Mason University, Baylor University

Academic Programs, Enrollment and Graduation

During FY2024, the UAF conferred 1,136 degrees, including 255 certificates or licensures, 191 associate degrees, 461 baccalaureate degrees, 198 master's degrees, and 31 doctorates.

As of September 2024, fall enrollment at the UAF was up 14.4 percent for incoming first-time first-year students. Student headcount was up 4.1 percent and student credit hours were up 5.2 percent. Enrollment growth was experienced in all UAF academic units except for the School of Education, which experienced a 2.5 percent decline. The UAF has invested in several enrollment and retention initiatives, including an extensive strategic enrollment planning process, and the UAF is seeing gains in enrollment in fall 2024 as a result, bucking the national trends.

The UAF's eCampus now supports the delivery of seven graduate degrees, seven graduate certificates, two post-baccalaureate certificates, one accelerated bachelor's/master's, eighteen bachelor's degrees, eight associate's degrees, six undergraduate certificates, and eleven occupational endorsements; for 60 fully online programs.

The UAF's six-year baccalaureate student graduation rate was 38.7 percent, representing a 5.9 percentage point increase over 2023. The UAF's graduation rate for first-time, full-time students seeking occupational endorsements, certificates, and associate degrees was 19.0 percent.

The UAF has continued to prioritize retention and student success initiatives to increase the graduation rate of first-time, full-time freshmen. Fall 2023 to fall 2024 retention for first-time, full-time baccalaureate students was 74.1 percent. The retention rate for associate degree students was 60.2 percent.

As part of the priority on retention, the UAF has implemented several initiatives, including beginning a five-year partnership with the Gardner Institute; a non-profit organization that guides institutions in improving outcomes associated with student success with respect to retention, course completion, and curricular complexity. Additionally, the Student Success Center opened in August 2024, offering a range of services in one location, including first year advising, tutoring, academic coaching, and career counseling.

The UAF continues to expand its dual enrollment opportunities, offering high school students both online and in-person learning experiences. In collaboration with the Fairbanks North Star Borough School District, North Star College was launched in Fall 2020 with an initial cohort of 40 high school seniors earning between seven and 15 college credits on the UAF's Troth Yeddha' campus. Following this success, the UAF welcomed additional cohorts of 40 students in both Fall 2021 and Fall 2022. By Fall 2023, the program expanded significantly, enrolling 180 students,

and graduating 74 students in its first cohort as an officially recognized high school. The program continues to grow, with enrollments reaching 200 students.

The UAF's online Alaska Advantage program, in partnership with the University of Alaska Southeast (UAS), provides dual enrollment opportunities to high school students across the State. Through this initiative, high-achieving students earn both high school and college credits simultaneously. For the 2023-2024 academic year, the program served 1,000 students from traditional schools and homeschool programs alike. In fall 2024, over 600 students from various school districts across Alaska participated in the program.

These initiatives highlight the UAF's ongoing commitment to providing accessible, high-quality education to Alaskan students, fostering pathways for academic success and college readiness across the State.

Community Campuses

Bristol Bay

The Sustainable Energy Program, with support from Technical Vocational Education Program (TVEP) funds, held three train-the-trainer solar installation classes which 12 students successfully completed. Two students then co-taught an introductory solar power class for the Chukchi Campus in Kotzebue. Recent graduates of the train-the-trainer program also co-taught the Off-Grid Solar class in Dillingham, where students learned what it takes to set up their remote fishing camps to utilize solar power.

Tribal Governance faculty partnered with the Bristol Bay Campus (BBC) to offer two place-based Indigenous Culture and Science Camp classes for youth and adults, as well as classes for their Training Without Walls leadership program were taught. Collaborative efforts continue to flourish and include Alaska Native corporations, school districts, tribal entities, nonprofits such as the Teaching Through Technology program, and even the Smithsonian Arctic Research Center.

Chukchi Campus

The Chukchi Campus is getting exposure to numerous organizations within the region. The campus is working with the Northwest Arctic Borough School District and the Alaska Technical Center to help students get dual credit within the university. Additionally, the school district has bilingual teachers interested in learning Inupiaq, Eskimo. The campus is working with Aqqaluk Trust to create more opportunities for people to learn the language. The campus conducted a small cohort for the Dental Assistant program and worked with the Maniilaq Association. Staff traveled to the Northwest Alaska Native Association (NANA) Regional villages and met with their schools, tribes, and city to discuss opportunities within the UAF and participated in career fairs, youth and elders workshops, and met with the Maniilaq Association to discuss workforce development ideas. The campus celebrated two students who obtained their master's graduate certificates and awarded three students for the Student of the Year.

The United States Department of Agriculture (USDA) Drumbeats program involved community members with gardens and how to grow your veggies. Students made four additional cold frame boxes and learned how to start later in the summer and still produce food in Kotzebue. A USDA Drumbeats goal is to do outreach in the villages. The Chukchi Consortium Library has double the number of patrons that utilize the library.

Interior Alaska Campus

The Interior Alaska Campus worked on concluding its final year of the Department of State Arctic Education Alliance grant. Partners of the University of Southern Maine and the Greenland Institute of Natural Resources finished projects in land management, fisheries, hospitality, and sustainable tourism. The Alaska Sea Grant Center and College of Fisheries and Ocean Science again hosted a knowledge exchange with Greenland delegates to convey information on Alaska hatcheries, policy, and curriculum.

The Interior Alaska Campus successfully established the Content Creation program through a United States Department of Education Title III grant. This is a new area of study for the university in the emerging field of social media. The Content Creation program provides courses that aid students in producing quality social media content, managing that content, and developing the skills and knowledge to monetize social media as entrepreneurs or to gain employment in this field. All courses are available statewide through distance delivery. In academic year 2024, this program had 30 students enrolled in the Occupational Endorsement.

The Interior Alaska Campus also provided enhanced student services, though another Title III grant project, which improved outcomes for struggling students. Struggling students are those who are severely behind in their work or failing as identified by their instructor or Nanook Navigator. In academic year 2024 struggling students who worked with the Student Success Coordinator were able to pass 80 percent of their classes (33 of 41 classes). Students must complete the class and receive a grade of C- or better to be considered successful.

Kuskokwim Campus

The Kuskokwim Campus hired a Native Arts Coordinator under the Institutionalizing Indigenous Pedagogy grant. From January through June 2024, 14 workshops were held for over 80 participants.

The Kuskokwim Campus and Interior Alaska Campus partnered with the National Science Foundation, the Geophysical Institute, the University of Alaska Anchorage, and the Alaska Fire Science Consortium, and were awarded a grant to explore Indigenous knowledge regarding wildland fire management and to facilitate the inclusion of Alaska Native methods of fire control in rural areas.

A Kuskokwim Campus faculty member, along with other colleagues, was granted an Intervention Research to Improve Native American Health (IRINAH) grant for \$3.5 million with a focus on the Rural Human Services (RHS) cohort practicum course. All RHS students will be trained to provide 'mini' workshops on community-based suicide prevention. Their study will look at the impact on community workshop participants, impact on community, actions taken stemming from the workshops to make things safer for youth, and experiences of RHS students who facilitate.

A United States Department of Agriculture (USDA) National Institute of Food and Agriculture (NIFA) grant was awarded to the Kuskokwim Campus to provide work-study opportunities in the business and information technology departments. Students earn pay while learning hands-on job skills and completing courses towards an associate's degree in their respective fields.

Northwest Campus

The Northwest Campus was awarded two United States Department of Agriculture (USDA) awards that will focus on building up the High Latitude Range Management program and support a summer science camp starting in 2025. The campus continues to support dual enrollment in the region by partnering with the local rural training facility Northwestern Alaska Career and Technical Center (NACTEC).

College of Indigenous Studies (CIS)

The UAF has continued to make strides towards the strategic goal of “strengthening its position as a global leader in Alaska Native and Indigenous Studies”. In May 2024, the UAF became the first public university in the nation to house a College of Indigenous Studies. Students are excited to be a part of such an inaugural college and what it means for the future of Indigenous education more broadly.

The future Troth Yeddha' Indigenous Studies Center on the UAF's campus remains the number one capital priority. As the building design nears completion and advances to construction, this facility will serve as a flagship for integrating education, learning, and research, which engages Indigenous knowledge in solving global issues across the Arctic. To date, \$5.5 million has been raised, with construction ideally beginning in 2025. The center will serve as a home away from home for Indigenous students. A place where they feel connected, inspired, and supported as they pursue their educational goals. With a student body that is 24 percent Alaska Native/American Indian, Troth Yeddha' represents the UAF's vision and deep commitment to leading the pathway forward in preparing the next generation of Indigenous scholars, researchers, and thought leaders. Troth Yeddha' offers an opportunity to address systemic equity gaps that have historically disadvantaged Indigenous students.

Tamamta, a graduate program focused on elevating and integrating Indigenous knowledge with western science, is now in its fifth year with 19 fellows. These fellows are changing the landscape of their classes and the entities they work with. In August 2024, the first Tamamta fellow defended their dissertation titled Salmon Stewardship and Indigenous Livelihoods: Bridging Knowledge Stems and Reshaping Research Relationality in the Kuskokwim region of Southwestern Alaska.

The Center for OneHealth Research (COHR) within the College of Indigenous Studies seeks to engage participants from the UAF, Alaska, and the circumpolar North to collaborate on building multidisciplinary research programs that integrate person, environment, and animal health. In particular, the COHR seeks to partner with tribes and tribal

organizations on health-related research. This year, the COHR came under new leadership who has extensive experience in tribal health and cultivating community and tribal partnerships. Their research spans the intersections of public, environmental, and animal health, emphasizing food security and sovereignty, climate change, human health, and collaborations with Indigenous communities. Also, the COHR brought on a trained cross-cultural psychologist and gerontologist who brings vast experience and funding to the UAF in gerontology and community-based research. Their research looks at what it means to age in a healthy way, especially as it relates to Alaska Native peoples.

The UAF was awarded a grant from the Margaret A. Cargill Foundation to expand culturally based wellness programming tailored to the needs of Indigenous students. With nearly a quarter of the UAF's student body being Alaska Native/American Indian, there is a commitment to both existing and new investments that bridge equity gaps and help foster a place of belonging for all students.

The UAF's Rural Alaska Honors Institute (RAHI) celebrated its 42nd year this past summer, with all 52 students completing the six-week program. This year's cohort, which came from 39 communities across the State, earned 485 credits (9.33 average) with an average grade-point-average (GPA) of 3.59. Thirty-eight students (73 percent) earned academic honors (3.5 GPA or higher). Since the program started in 1983, 1,948 students have graduated from the RAHI and earned over 1,450 credentials ranging from certificates to PhDs.

Community and Technical College (CTC)

Strategies and Initiatives

- Launched Guided Pathways initiative as a defined student success model.
- Submitted a United States Department of Labor (DOL) proposal to launch a new apprenticeship program for the CTC Computer and Information Technology Services program.
- Developed a new 'Associates in a Year' (AAY) program, offering flexible and accelerated instruction.
- Development of an Alaska Study AAY program to draw students to Alaska and its workforce.
- CTC celebrates its 50th anniversary in 2024, which was highlighted as the theme for the UAF presence in the annual Golden Days parade.
- Held the first all-program CTC summer graduation ceremony at the Davis Concert Hall on August 16, 2024.
- Hosted a New Student Orientation for CTC students at 604 Barnette Street on August 24, 2024.

Programmatic

- Proposed an American Sign Language interpreter program.
- Formed a new partnership with Alaska Airlines through the CTC Aviation program.
- Culinary Arts and Hospitality program launched a new food truck.
- New Licensed Practical Nurse program had its initial accreditation site visit.
- The Mining and Petroleum Training Service (MAPTS) moved from the UAF's Institute of Agriculture, Natural Resources, and Extension (IANRE) to CTC.
- The Emergency Medical Services (EMS) program received new SimMan and SimBaby mannequins.
- The Culinary Arts and Hospitality program reopened the Borealis Bistro during the spring semester, a student-run lunch service for the public.
- The Diesel/Heavy Equipment program purchased a cutaway engine for enhanced training.
- The Paralegal program hosted a free legal clinic in partnership with local law firms on Martin Luther King Junior Day.
- The Associates of Applied Science degree was transferred to the CTC from the Interior Alaska Campus.
- College Utilities donated two Caterpillar generators to the Diesel/Heavy Equipment program.
- A 2010 Chevy Silverado was donated by an individual to the Diesel/Heavy Equipment program.
- Seekins Ford Lincoln, Inc. donated a 2012 Ford Fiesta to the Automotive program.

Public Engagement

Cooperative Extension Service (CES) is the outreach arm of the Institute of Agriculture, Natural Resources, and Extension (IANRE), providing research-based practical information to Alaskans addressing the State's issues and challenges using the resources of the university and the national extension system. CES is committed to promoting the sustainability and economic security of individuals, families, and communities by providing practical, non-formal education, including conferences, workshops and cooperative work with community, regional, and tribal partners. Outreach is also provided through publications, faculty consultations, newsletters, blogs, and social media platforms like Facebook and YouTube. CES is part of a national system of land-grant university outreach that addresses the

needs of communities by helping families, youth and individuals be physically, mentally, and emotionally healthy; enhancing workforce preparation and life skills; strengthening food safety and security; and fostering greater energy independence.

The UAF extension agents bridge people and communities with localized and relevant research by combining stakeholder and community input with results from collaborations with the UA and other universities, federal and State agencies, nongovernmental organizations, and private industry. CES programming and information resources are relevant, responsive, research-based, and community-driven. Each year, hundreds of Alaskans benefit from the Master Gardener Program, administered by CES, through online and in-person platforms, as well as health programming that includes nutrition information, food preservation and safety training, and disease and wellness workshops, along with the StrongPeople curriculum that teaches strength-based practices for wellness. The Alaska Tribes Extension Program works to promote food sovereignty and security alongside Alaska's 229 tribes. Together with traditional knowledge holders, the program offers hands-on programming, by request, in 21 remote villages.

Research shows that youth need sustained, healthy relationships with adults to thrive. CES continues to promote positive youth development through education with a focus on leadership skills, using the 4-H mission mandates of science, citizenship, and healthy living. Organized 4-H clubs, school enrichment programs, after-school activities, and summer camps show growth and learning in the majority of participating youth while providing professional development skills to emphasize the application of community cultural values and norms. CES/4-H obtained funding to develop junior gardening education programs in rural Alaska, while statewide, 4-H youth raised more than \$500,000 at local auctions from livestock they raised. The food produced from these auctions was sold in grocery stores across Alaska, raising awareness of 4-H programs and highlighting the importance of local food production to the communities.

The Mining and Petroleum Training Service (MAPTS) continues to be the single provider of online Mine Safety and Health Administration (MSHA) compliance training in the State. The high-quality training reaches all Alaskan miners and many from out-of-state and is continually noted by federal MSHA Educational Field Officers. MAPTS Oil and Gas-Gas Division is certified by the International Association of Drilling Contractors (IADC) and continues to provide the State's only regular offerings of well control training, serving Alaska's major oil companies and their contractors. This year, the MAPTS Mine Training Camp Program continued to produce ready-to-work new miners for the State's underground mines. Coeur's Kensington Mine, Hecla Greens Creek Mine, and Northern Star Resources' Pogo Mine hired directly from the MAPTS training program.

The MAPTS was instrumental in training a ready workforce for the new Manh Choh Project located on Tetlin Tribal lands. The program's quality instructional staff trained over 20 residents from Tok, Mentasta, Tetlin, and Tanacross to immediately go to work on the project. The residents were hired by various Kinross contractors, including Kiewit Mining and Black Gold Transport. The MAPTS Underground Mine Training Camp hosted its grant partners under the United States Department of State program "Leveraging Decades of Arctic and Mine Training Experience to Assist Greenland". Four Greenlanders from that project traveled to the MAPTS camp and underwent the full underground mine training experience. They will use that experience to build a facility and develop curriculum for their own mine training facility in Sisimiut, Greenland.

The Alaska Sea Grant tackles some of Alaska's toughest coastal issues through workforce development programs, interdisciplinary research, and marine advisory services. In the last year, the Alaska Sea Grant workforce training programs ranged from marine safety, policy, business skills, permit assistance, food safety, and seafood processing techniques. A total of 246 fishermen, seafood processing or aquaculture industry personnel engaged in Alaska Sea Grant activities. The program supported 47 undergraduate, graduate, and postgraduate students, provided educational programs that reached 44 K-12 educators and involved 520 K-12 students. The Alaska Sea Grant is a statewide leader in supporting the development of the mariculture industry (seaweed and shellfish farming) through research and workforce training and co-hosted the 3rd annual Mariculture Conference of Alaska. The Alaska Sea Grant is one of 34 National Oceanic and Atmospheric Administration (NOAA) university partnerships across the country, and leverages State and federal investment for a 15-fold return on investment through additional leveraged funding, economic benefits, and volunteer engagement.

Summer Sessions and Lifelong Learning (SSLL)

SSLL created nine free Summer Fairbanks Tall Timbers Lectures, that honored nine community members who have given so much to the Fairbanks community. The series was delivered in person, via webcast, and recorded. The recordings were turned into YouTube videos and posted online.

SSLL hosted 10 free Summer Healthy Living Public Lectures that covered a wide variety of healthcare topics. The series was delivered in person, via webcast, and recorded. The recordings were turned into YouTube videos and posted online.

SSLL hosted 10 free Summer Discover Alaska Public Lectures with professionals from the Institute of Arctic Biology sharing their areas of expertise. The series was delivered in person, via webcast, and recorded. The recordings were turned into YouTube videos and posted online.

SSLL hosted 12 Music in the Garden Concerts in the UAF Georgeson Botanical Gardens every Thursday evening beginning in May. Each evening, two bands played, and hundreds of Fairbanks families came out to enjoy this weekly event.

SSLL offered 93 children's summer day camps with a final enrollment of 1,689. Scholarships were awarded to 55 children who qualified for the public school free and reduced lunch program.

SSLL's Science, Math, Art, Recreation, and Technology (SMART) Academy worked with the 16 home schools throughout the State and offered virtual enrichment classes both in the fall and spring. In addition to virtual classes, SSLL created in-person enrichment classes.

SSLL hosted the 2023 Legacy Lecture that honored a UAF alumni.

SSLL created three international travel programs, one to Norway and two to Portugal, where the participants learned about their natural, cultural, and political histories.

SSLL created two travel programs within Alaska, a birding trip to Nome and a painting trip to Toolik.

SSLL hosted the annual two-week intensive English as a Second Language program from Fukuyama City University.

SSLL created adult camps providing 11 non-credit learning experiences.

SSLL hosted two free family-friendly concerts for the Fairbanks community: Let Us Be Thankful in November and Here Comes the Sun in January.

SSLL provided numerous noncredit courses to children and adults throughout the academic year.

SSLL created Project Hope North to help address the scourge of opioid overdoses by engaging with students on campus and encouraging them to carry Narcan kits. Over 1,000 kits were distributed.

SSLL continues to provide the structure for the Really Free Market. This marked the 15th year of this very popular community event.

Athletics and Student Affairs

Athletics

The Alaska Nanooks Athletics serves as the first major contact that some stakeholders and constituents have with the UAF and serves as a community engagement opportunity for many members of Fairbanks and its surrounding communities. The Alaska Nanooks Athletics program generates brand identity, awareness, and marketing for the UAF. These highly visible programs increase the number of prospective student applications, bolsters alumni participation, and both encourages and facilitates giving to the UAF through various sponsor/donor events and philanthropic initiatives.

The Nanooks Athletics department, competing within the National Collegiate Athletic Association (NCAA), puts primary focus on the following three themes:

1. Fundraising and Scholarships
2. Compliance
3. Support Systems

UAF Athletics is continuing to develop and achieve these themes by creating a highly functioning athletics fundraising program. The Associate Athletic Director for External Relations, in collaboration with the Assistant Athletic Director for Marketing, Sponsorships, and Promotions, has created and enhanced the fundraising team to further develop and sustain sponsorships and add inspiring events. The program is excited to continue the Seekins Ford Lincoln Raffle this year, with a 2024 Ford Bronco Sport, along with the third annual Usibelli Coal Mine Gold Rush Event (Reverse Raffle) to book-end the athletics seasons in March. With this, the event has become a cornerstone for Nanooks Athletics and future partnership with the Usibelli Coal Mine. The program is also continuing to advise and work with the community-driven Nanook Athletics Alliance, which is making waves into the feasibility of an on-campus hockey facility. Further steps have been assessed this year, which creates a pathway for this possibility for student-athletes, campus, and the Fairbanks community. Additionally, increasing ticketing opportunities and sales under the Assistant Athletic Director for Facilities, Ticketing, and Operations, is a top priority for bringing fans back to their seats. The Etix and UA system partnership has provided a seamless paperless and cashless option for fans. Partnering this with the ongoing work from the Senior Associate Athletic Director, and the Assistant Director of Athletics and Senior Woman Administrator, student-athlete academic-standing and overall grade-point-average (GPA) has sustained at the highest it has ever been. The Alaska Nanooks Athletics aims to take the current framework and further develop it within the next three years, allowing athletics to achieve major compliance, operational, and fundraising goals.

Accomplishments from 2023-2024:

This year provided more new opportunities for the Alaska Nanooks Athletics after another year of growth within all sport programs. Additional thanks to UAF's Chancellor, the UAF Administration, and the coaches and staff for their leadership and vision. Their ability to innovate, adapt, recruit, and develop student-athletes has been inspiring and continues to serve as a great example across multi-conference programs. An extended thank you to donors who continue their unwavering support of Nanooks Athletics and have helped achieve another successful year of growth. Without them none of this is possible. A special highlight to Bill and Helga Watterson, who through their inspirational UAF story and recent financial contributions, helped to compete on the newly renovated Alaska Airlines Gymnasium hardwood floor. For the first time in 40 years, the Nanooks teams trained and competed on a newly designed floor with accompanying items that undoubtedly enhanced the student-athlete and fan experience (e.g., new sound system, sport banners, media tables, ceiling renovations, LED lights, and more). The gymnasium is now considered one of the nicest and most modern venues in the Great Northeast Athletic Conference (GNAC) and West Region.

Furthermore, the Alaska Nanooks Athletics sees the Director of Athletics (AD) now taking on his fourth year overseeing these strategic initiatives to ensure they are appropriately developed. This year has also seen some enhancements to coaching and staff: including a new Head Men's Basketball Coach; an Assistant Men's Basketball Coach; two Strength and Conditioning Coaches; and an Assistant Women's Swimming Coach. The start of year three with a Team Physician from McKinley Orthopedics and Sports Medicine has continued to provide added benefits and enhancements to coaches and student-athletes. This partnership continues to add student-athlete resources, along with providing a physical location nearby. The program has also continued its partnership with a Sports Psychologist for added resources for coaching student-athletes to ensure the best mental health tools possible. With all of this, the Alaska Nanooks Athletics achieved a cornerstone to continuing their department build-out process. To date, the program is continuing to integrate a dynamic and fully National Collegiate Athletic Association (NCAA) compliant process for all stakeholders who operate within it.

Under this continued leadership, the Athletics Department will continue to implement the three to five-year athletics strategic plan. The plan includes increased community outreach and engagement, expanded efforts in fundraising practices, student-athletic development, academic achievement, wellness, and post-graduation success. This transformation aspires to find efficiencies and create a highly functioning athletic department by developing coordinated, collaborative, cooperative ventures, and partnerships with other parts of the university. In addition, the Athletics Department is implementing a community and support system strategic plan with the greater Fairbanks Community (i.e., Youth Sport Board, school systems, and more) to foster and enhance the opportunities for Nanook student-athletes now and post-graduation.

Alaska Nanooks Highlights:

This year focused on determination, building on last year's national championships, and sustaining programs as premier teams in the region and the NCAA. Notable events included the continued partnership with Lat 65 Brewing for the Lat 65 Golden Ale and the new Lil' Nook Bluebeary Lemonade to support student-athlete scholarships; incredible Seekins Raffle numbers; and the Second Annual Alaska Nanooks Athletics Gold Rush Event sponsored by Usibelli Coal Mine. A special thanks to all who contributed to another successful year in Alaska Nanooks Athletics history.

Women's Swimming

- Charlotte Fletcher-Stables qualifying for NAAs.
- Pacific Collegiate Swim and Dive Conference (PCSC) Champion, Tori Shoemaker.

Hockey

- Biggest attendance jumps in over a decade.
- Won Alaska Airlines Governor's Cup vs the University of Alaska Anchorage (UAA) for 13th straight year.
- Finished 25th in NCAA Pairwise ranking along with USCHO.com and USA Today/USA Hockey.

Rifle

- 2024 NCAA Third Place Aggregate, Smallbore, Air Rifle.
- Multiple All-Americans - Rachael Charles, Sara Karasova, and Elijah Spencer.
- Second-ever 600 (Elijah Spencer) during the NCAA Championships Match.

Women's Volleyball

- Great Northwest Athletic Conference (GNAC) Newcomer of the Year (Lily Stewart).
- Reilly White and Karli Neilsen named First Team All-GNAC and Honorable Mention.

Men's Basketball

- Win over UAA in Anchorage for first time since 2003.
- Abdullahi Mohamed named Second Team All-GNAC.
- Jaycson Bereal Jr. named Honorable Mention All-GNAC.

Women's Basketball

- Mt McKinley Bank Invitational Tournament (tied for first place).
- Kayla Johnson named Honorable Mention All-GNAC.

Women's Cross Country

- Three individual qualifiers for NAAs (Kendall Kramer, Rosie Fordham, and Naomi Bailey).
- Best aggregate finishes at NAAs and All-Americans (Kendall Kramer and Rosie Fordham).
- GNAC Woman of the Year Kendall Kramer winning GNAC Championship.
- West Region Champion - Kendall Kramer.

Men's Skiing

- 9th Place Team Finish at NAAs (another banner year).

Women's Skiing

- 9th Place Team Finish at NAAs (another banner year).
- Three All-American honors between Mariel Pulles, Kendall Kramer, and Rosie Fordham

All Sports GPA – *An amazing, 3.45 Cumulative GPA.*

Student Affairs

The Center for Student Engagement (CSE) is the home of many programs and services that align with the UAF's institutional goals of "modernizing the student experience" and "growing a culture of respect, diversity, inclusion and caring." The CSE contributes to these institutional goals by: 1) providing innovative and collaborative space for college students to connect over similar interests while presented with opportunities for self-discovery; 2) cultivating leaders through a rich variety of student leadership experiences, including student employment, governance, student

organizations, and other high-impact co-curricular programs; and 3) exposing students to programs with a diverse community, new ideas, and environments that affirm identities.

Nanook Recreation (NR) is seeing strong participation on all fronts; students and community. NR facilities are operating at full capacity for most of the school year. With local indoor recreation facilities offering less access, community user groups are looking at the university more. Groups such as youth soccer, city leagues, and others are regularly turned away due to capacity constraints. Increasing demand from the community is good for business but requires NR to protect student access. Outdoor Adventures is expanding the offerings by partnering with Residence Life to offer a successful Living Learning Community. NR have added a staff member to help grow the Summer paddle sports program in 2025. Including teaching more classes in-house that were outsourced in the past (firearms safety and swiftwater rescue for example). NR is also developing courses for AlaskaEdX to help serve visiting researchers who need additional training prior to heading to the field camps.

The UAF's Center for Student Rights and Responsibility (CSRR) and the Department of Equity and Compliance (DE&C) were recently combined to form the new Office of Rights, Compliance, and Accountability (ORCA). This office will focus on preserving individual rights, ensuring compliance with policy and law, and fostering accountability. The overall goal is to provide a respectful, diverse, and inclusive university environment. The ORCA will serve as a single point of contact for matters involving Title IX, discrimination, student behavioral intervention, crisis management, and the Student CARE Team. This department is an integral part of the campus' holistic development and the UAF's commitment to safety and individual rights. Focusing on accountability, safety, and resilience, the ORCA seeks to help create a thriving campus environment. The ORCA is responsible for the student conduct model at the UAF. The ORCA prioritizes restorative practices that seek to repair harm and help individuals understand and value the role they play in their community. The goal is to help individuals understand how decisions impact not only themselves but everyone around them. The ORCA personnel are part of crisis response and support for all students - regardless of location (i.e. supports the CTC and rural campus students, distance students, and students on university sponsored travel). The ORCA is also responsible for assembling a threat assessment team when services are needed.

The Student CARE team is also housed in the ORCA. This is a multi-disciplinary team made up of staff and faculty committed to helping students when they need it most. This team seeks to understand the challenges of the modern student and works as a partner to help eliminate barriers and support students in reaching their academic and career goals.

Campus safety and community development are top priorities in the ORCA. This office is also responsible for federal compliance with the Clery Act and Drug-Free Schools and Communities Act for the UAF. These compliance standards are connected to the institution's ability to issue students federal IV funding. Compliance with these acts requires coordination from multiple departments such as the university police, department of residence life, rural campuses, and human resources. It also requires initiating and responding to threats to campus safety and response. Compliance with these acts is a 24/7 operation.

In addition, the ORCA is also a faculty advocate and mediator to balance student rights and institutional responsibility. Routinely, the ORCA provides guidance for faculty to navigate classroom disruptions and balancing employee rights with student rights, an important risk mitigation effort for the university. The ORCA works closely with the graduate school, disability services, human resources, and faculty to address issues early and in a timely manner.

Equally important as the services listed above, the ORCA also ensures university efforts are in line with the Board of Regents' policy, State law, and federal law. Areas of compliance efforts will include Title IX, Title VII, the Clery Act, the Americans with Disabilities Act, Section 504 of the Rehabilitation Act, and the Drug-Free Schools and Communities Act. This team will provide regular training for students, staff, and faculty so they feel adequately prepared to respond to compliance challenges.

The ORCA prioritizes wrap around service by forming critical university and community partnerships, effective and timely response to complaints (Title IX, discrimination, behavioral concerns, or general requests for assistance), and building sustainable practices that ensure campus continues to meet community needs.

The Student Health and Counseling Center (SHCC) provides an array of primary care, urgent care, episodic care, and mental health care services to students on campus. Services include immunizations, tuberculosis screening, physicals, sexually transmitted infection screenings and treatment, medication management, treatment for various

illnesses and disorders, health education, lab services, individual psychotherapy/counseling, couples therapy/counseling, group psychotherapy/counseling, crisis counseling, resource and referral services, and outreach programming.

Some current initiatives include:

- Comprehensive immunization program for UAF students
- Counselor imbedded in residence life, Student Support Services, and Student Success Center
- Counselor available onsite for office hours in athletics
- Interactive screening program from the American Foundation for Suicide Prevention
- Daily consultation hour with a counselor for students, faculty, and staff
- Crisis and stabilization services for students with immediate needs
- Statewide delivery of tele-behavioral health services to UAF students
- Mental Health First Aid training for campus partners (students, faculty, and staff)
- Integration of TimelyCare, a SHCC services extender, offering on-demand (24/7) and on-going mental health counseling services, health coaching, psychiatric services (referral necessary), and a self-care resource library for UAF students within the United States.

Disability Services (DS) supports a diverse campus community by advocating for accessibility and providing academic, housing, dining, and programmatic accommodations to students with disabilities. DS also provides training and informational opportunities to the campus to educate community members about accessibility and inclusion.

Major Department Accomplishments in FY2024

- Expansion of students served, including increased retention and graduation rates.
 - Services were provided for 675 students during FY2024, an increase of 36 percent from FY2023 and 125.8 percent from FY2018 when current department leadership was hired.
 - For fall 2024, there is a 30 percent increase in students served compared to fall 2023.
 - Retention of students registered with the DS office from one semester to the next in FY2024 was 82 percent, compared to 46 percent in FY2018.
 - Graduation rates - 75 of the 1,031 UAF graduates during FY2024 had been registered with DS. This is a 62 percent increase from FY2023 (47 graduates), and a 1,775 percent increase from FY2018 (3 graduates).
- Training Provided
 - UA Disability Services Virtual Conference - hosted six webinars throughout the year with over 700 staff and faculty in attendance.
 - Provided training directly to several UAF offices and outside agencies at their request to provide better understanding of the services provided and how to connect students to the office. This included staff from admissions and advising, academic departments, graduate school, Center for Teaching and Learning, Teaching Assistants, local high school counselors, and counselors associated with the Pacific Northwest Association for College Admission Counseling.
 - Faculty consultations and guidance provided one on one as requested.
- Outreach provided with several local and State partner organizations to expand the resources and information available to students about the services available to them.
- Hired a third full-time staff member in the office. The position is focused on working directly with students to determine and implement accommodations.

Current Initiatives

- Co-hosting the 4th Annual Disability Services Virtual Conference for all UA employees with monthly sessions for the 2024-2025 academic year. Hosted 147 people for the first session in September, with over 100 already registered for each of the next two sessions in October and November.
- Expanding Student Accommodations Manager position to include coordination of deaf services for the UAF campuses.
- Increasing staff levels to continue providing quality and personalized services for students registered with DS.
 - The current DS annual caseload per staff member is more than double the recommended number of cases for staff working in this field. National data indicates that approximately 20 percent of the UAF student population have a disability and would qualify for services, although currently only four percent of the student population is being served. Using the growth in number of students served by the DS office in the past six years, projections show that the number of students registered with DS

will double from current levels within the next two years; requiring an additional two staff members for case management to maintain current service levels.

- All DS staff members are receiving formal training for coaching in higher education. This will include coaching neurodiverse students and will expand capabilities to serve all students registered with DS.
- Expanding the number of seats available in the DS Testing Center. There are currently only eight stations with camera monitoring in the testing space. With the rapid growth of students served over the past two years since implementing the Testing Center, DS is looking to at least double the number of testing stations and install cameras to ensure proctoring of exams is secure.

Residence Life has continued to provide communities that are inclusive, diverse, caring, and respectful.

Some current initiatives include:

- Renovation of Moore and Bartlett halls was completed. Plumbing, flooring, and furniture were updated. ADA bathrooms are on every floor and increased privacy in bathrooms.
- Replacing housing management software with a better product.
- Adding new living learning community options and expanding current offerings.
- Trained all hall staff on QPR (Suicide Prevention) and Green Dot (Bystander Intervention).

Center for Teaching and Learning (CTL)

The UAF eCampus offers 60 fully online programs, including 25 entry-level options designed to support Alaskan workforce development. With over 630 unique courses, it serves students from 172 Alaskan communities, 49 states, and 15 countries. Last year, more than 6,300 students enrolled in eCampus courses, with 84 percent living in Alaska and over 50 percent from the Fairbanks area. The Center for Teaching and Learning (CTL) awarded 660 microcredentials this year in subjects like public speaking, ethics, and chemistry. AlaskaX, the UAF's partnership with edX, reached over 118,000 learners from 210 countries, with 149 applying to the UAF after completing AlaskaX courses.

The CTL supports the UAF's R1 status goals by providing custom graduate student support, including training for teaching assistants and dissertation writing support to accelerate PhD completion. It also fosters a strong teaching culture at the UAF through faculty development programs and direct faculty support.

The UAF's experienced media team helps faculty create professional videos for courses and programs, with four media studios available across campus. These include "one-button" studios on the Troth Yeddha' campus and at CTC's downtown location, allowing faculty to produce high-quality instructional videos at scale. For instance, Professor of Developmental Math, Sandra Wildfeuer, recorded over 350 short videos in just a few weeks.

As part of the UAF's commitment to improving the student experience, eCampus leads efforts to reduce textbook and material costs, saving students approximately \$1.2 million. Scholarships are offered, and dedicated support is provided through enrollment counselors, who handled 4,000 interactions, resulting in 650 new online degree students. The Testing Center serves both students and the Fairbanks community, offering thousands of hours of proctoring services for academic and professional credentials.

Research

Part of the UAF's strategic plan is to achieve R1 status. This accomplishment would elevate the UAF to the more prestigious class of doctoral-granting United States universities with very high research activity as defined by the Carnegie Classification of Institutions of Higher Education. Attaining R1 status can provide global recognition for the UAF's high research productivity, enhance competitiveness for funding resources, attract globally competitive faculty, staff, and students to improve the quality and caliber of the UAF research and education, increase student enrollment, and provide local economic benefits to the broader Fairbanks community. However, the UAF's research vision extends beyond the metrics highlighted by the Carnegie Classification system. Specifically, research is critical for advancing the UAF's mission and core themes, including educating students, preparing a skilled Alaska workforce, connecting with Alaska Native peoples, and engaging with fellow Alaskans.

In FY2025, the UAF received a \$12.5 million allocation in one-time funding from the Higher Education Investment Fund (HEIF) and \$2.1 million in receipt authority to help the UAF achieve R1 status. These funds must be spent over a three-year period (FY2025, FY2026 and FY2027).

In FY2023, the UAF received \$25.8 million in one-time research and workforce development funding from the State of Alaska directed at economic development areas that have a connection to Alaska's economy with high potential for growth. These key research programs enhance the UAF's national prominence in areas of specific expertise, maximize innovative opportunities, and create industry partnerships. Work in critical minerals, drones, and mariculture are collaborative projects with the UAF, the UAA, and the UAS, as well as industry. These funds are continuing into FY2026 for ongoing work.

The UAF continues to lead in Arctic research, as well as globally influencing science advancement. In FY2024, direct research expenditures are approximately \$226 million from external restricted and unrestricted fund sources. The UAF receives competitive funding from several State and federal agencies, as well as private foundations that are focused on research.

Selected examples of research efforts funded by grants and contracts in various UAF research institutes and centers are highlighted below.

The National Science Foundation (NSF) awarded a collaborative team of investigators, from multiple colleges across all three campuses, a new \$20 million per five-year award. The UAF will lead this program titled Interface of Change, which will identify the consequences of climate-induced changes on marine resources and model potential community adaptation strategies. Researchers are working in parallel with rural communities, industry farmers, and agency managers in the Gulf of Alaska to identify and link environmental drivers and the consequences of climate-induced changes to marine wild-harvested and farmed resources.

The Alaska Satellite Facility (ASF) continues to work on the large Task Order contracted under the University Affiliated Research Center to manage and operate the GeoData Cooperative, a transformative organization that integrates .gov, .org, .com, .mil, and .edu under one collaborative partnership. The GeoData Cooperative is focused on delivering relevant geospatial data that meets the Department of Defense mission timelines, resulting in significant cost efficiencies for the United States Government. Another Task Order has recently been added that will complement this GeoData Cooperative work with additional funding for development with partners.

The Alaska Center for Unmanned Aircraft Systems Integrations (ACUASI) continues to leverage beyond-visual-line-of-sight flight capability that sets the program apart from its peers. It is one of the first steps towards proving the ability of technology to prevent unmanned aircraft from colliding with traditional aircraft and opening Alaska's airspace to routine drone operations.

The College of Fisheries and Ocean Science (CFOS) continues to safely and successfully operate the NSF-owned research vessel, Sikuliaq, a 261-foot oceanographic research ship, which supports research groups across the nation in understanding the Arctic and North Pacific marine ecosystems, among others.

The CFOS continues to be the lead organization in the second phase of the NSF-funded Northern Gulf of Alaska Long-term Ecological Research (NGA LTER) program, aimed to monitor and understand the productive NGA ecosystem that is of vital importance to Alaska's fisheries industry. Also, the CFOS-based oceanographic glider program is expanding to provide high-resolution oceanography data that are relevant to understanding the functioning of Alaska's marine ecosystems, climate change impacts, and fisheries. The CFOS glider team works with ADF&G, federal agencies, and Tribal organization partners from coastal villages to plan, execute, and collaboratively analyze the collected data.

The Institute of Agriculture, Natural Resources and Extension's (IANRE) Agricultural and Forestry Experiment Station (AFES) conducts research focused on agriculture as well as food security through partnerships with other research units at the UAF. During FY2024, the AFES hired a research livestock nutritionist to revive a research program to find appropriate Alaskan crops and forages to feed livestock and deliver critical nutrition based on the herd lifecycle. This program revival is the UAF's response to the \$500,000 capital investment for food security to the AFES from the State of Alaska. In addition, the AFES researchers are evaluating varieties of winter-planted barley, wheat, canola, and camelina for use as cover crops to improve soil health, and as potential for new crops as growing conditions shift in a

changing climate including kernza, a perennial slender wheat grass, and sunflowers.

FY2024 natural resource efforts at the AFES included investigations into spruce beetle movement and impact, and data to inform optimal wood harvest timing to decrease the time needed to dry harvested wood for safe use in home heating systems. Pesticide persistence studies are working to identify common herbicides and the length of time they are still active in Alaskan cold soils. Geographic Information System applications for monitoring natural resources are being used to produce high-resolution modeling of permafrost distributions in Alaska's seven national parks, mapping Colville River bathymetry to aid safe river travel, and helping Native villages monitor local permafrost. A research effort is underway to develop a comprehensive methodology for estimating aboveground boreal forest biomass to improve understanding of the carbon storage potential of these forests and to support effective forest management and conservation efforts.

Prior to the Arctic Circle Assembly, the Alaska Center for Energy and Power (ACEP) co-hosted the Arctic Energy Forum (AEF) 2024 held in Akureyri, Iceland, October 14-16, 2024. The AEF 2024, featuring keynote speakers, panel discussions, and breakout sessions, will review facts and discuss examples of best practices and solutions in energy and green transitions for sustainable Nordic, Arctic, and global development. Emphasis will be on responsible energy use, especially renewable and green transition opportunities, and solutions for smaller communities. In addition, the ACEP was a co-organizer of the 2024 AK Rural Energy Conference. The conference has not been held since 2018 and the highly successful revival attracted 400+ registrants for the in-person event.

The ACEP published a new report that reveals the energy burden for Fairbanks North Star Borough (FNSB) residents to be drastically higher than the contiguous United States energy burden, as defined in this report, is the percentage of annual income spent on residential energy services such as space heating and electricity. The energy consumption and expenditures in Alaska are the highest in the nation. And the energy cost in the FNSB is the highest in the Railbelt. The study finds that FNSB residents are estimated to spend 10 percent of their income on energy in 2024. This is significantly higher than the national average of three percent that was recently estimated by the American Council for an Energy-Efficient Economy in 2020.

The ACEP created a web-based electricity trends report which summarizes Alaska electricity information gathered from federal, State, and utility sources. The report provides an overview of electricity capacity, generation, consumption, and price trends from 2011 to 2021. Information in the report is useful to making informed policy choices. For example, the report found that overall electricity consumption has fallen, which presents a challenge for reducing the cost of energy for consumers. A similar comprehensive analysis was last published in 2013. During this time period, the State saw large increases in renewable energy capacity, storage, and on-demand peaking units. Net generation has remained relatively stable. Electricity consumption overall has fallen for all customer classes, with residential customers seeing the most reductions. The report is available online: <https://www.uaf.edu/acep/projects/alaska-electricity-trends-report-2024.php>.

The ACEP created a new weekly radio series, Energy in the North, which explores the importance and opportunities that energy and power provide to Alaska and its people.

The ACEP's chief storyteller will continue to talk with a variety of people — those who are working to provide energy to communities, at the front line of research working with innovators to lower the cost of power and in Alaska's remote microgrid communities.

The ACEP hosted a series of virtual two-day workshops leading up to the 2024 Alaska Sustainable Energy Conference. Each workshop took attendees on a deep dive into specific topics that are pending or a priority for Alaska's energy future. The workshops featured were Utility Decision Making: Navigating constraints, innovating for the future, Transmission and Distribution: The clean energy transitions secret weapon and Betting Big: Investing in emerging energy technology — Energy innovation is happening all around us.

The Institute of Arctic Biology (IAB) has continued to support a wide variety of research on the health of Alaska's lands, wildlife, and people. New projects focus on stream and lake restoration, big game movement and health, and wildlife habitat assessment on military and park lands, much of which is done by scientists at the Alaska Cooperative Fish and Wildlife Research Unit. The IAB continues to be at the forefront of research on permafrost thaw and carbon release and capture in arctic and boreal regions, with new projects supported by Toolik Field Station and the Bonanza Creek Long Term Ecological Research site in the Interior. Finally, the Center of Alaska Native Health Research has

several new, culturally grounded projects on healthy aging, food systems and nutrition, and a major Community Engagement Alliance that will evaluate how programs fostering cultural connection influence physical and mental health of youth and elders in rural Alaska.

The International Arctic Research Center (IARC) and its commercial partners have developed a new tool to measure carbon dioxide levels in the ocean. Monitoring the greenhouse gas is a crucial step for climate adaptation that can help mitigate ocean acidification events. Such events pose a potential threat to marine life including economically important species and mariculture operations. IARC research has led to an autonomous underwater glider system that provides data important also in predicting marine extreme events.

The IARC's Alaska Fire Science Consortium and its partners installed a new interpretive trail at the 2021 Yankovich Road Fire site, where three and a half acres burned within 100 yards of a neighborhood. Signs along the Wildfire Walk educate visitors about the relationship between wildfire and the boreal forest, fire science and climate change, and wildfire prevention.

The Geophysical Institute (GI) continues high-end research on earthquakes, volcanoes, glaciers, permafrost, sea-ice, aurora, remote sensing, and much more. It supports the community with timely and relevant research information. Many noteworthy research accomplishments and information for the public are available at <https://www.gi.alaska.edu/news>.

The GI also operates the Poker Flat Research Range, the largest land-based rocket research range in the world and the only high-latitude rocket range in the United States. The GI operates the High-frequency Active Auroral Research Program (HAARP).

The Institute of Northern Engineering (INE) continues to produce world-class research in energy resource engineering (including petroleum and critical minerals), water resources, hydrology, permafrost, marine sciences, ecology, and paleoecology. The INE has leveraged State and federal funding to purchase cutting-edge instrumentation (such as a laser ablation inductively coupled plasma mass spectrometry (LA-ICP-MS) and a radiocarbon instrument), refurbish and update labs for critical minerals, mining and polyfluoroalkyls (PFAS) research, and conduct research in heavy oils and rare earth elements. The INE (through its Water and Environmental Research Center) continues to award upwards of \$100,000 in small grants to graduate students within any Alaskan university/college working on Alaska-related water resource issues. The INE Principal Investigator (PI) Christopher Arp has been nationally recognized for their efforts in working with community partners in Alaska.

The UA Museum of the North (UAMN) is a State and federal repository and houses over 2.5 million objects in public trust. In collaboration with the Geophysical Institute, the UAMN recently began construction of a state-of-the-art planetarium that will serve as a UAF classroom, a destination for thousands of Interior K-12 students, and as a major attraction to its visitors from around the world. In FY2024, the UAMN hosted nearly 4,000 K-12 student visits and over 91,000 visitors.

Facilities

The UAF remains committed to maintaining and upgrading its aging facilities in alignment with its mission and strategic objectives. In FY2025, a continued focus on deferred maintenance, renewal, and repurposing (DMR&R) projects remains crucial as the UAF works to minimize its maintenance backlog and optimize campus infrastructure. Modernization efforts focus on reducing operational and maintenance (O&M) costs through increased efficiencies, improving student appeal for improved enrollment and retention, and providing better access to modern and ADA-compliant spaces.

Key Initiatives:

- **Critical DMR&R Projects:** All proposed projects are evaluated against the UAF's DMR&R needs and are funded through a combination of capital and operational budgets. These projects aim to address not just deferred maintenance but also functional obsolescence to optimize facility performance and reduce ongoing costs. Once complete, projects are removed from the deferred maintenance backlog.
- **Preventative Maintenance Program:** The UAF allocates annual operating funds to repair and renew essential building systems, including roofs, plumbing, lighting, and motors. This proactive approach ensures that aging facilities continue to support the UAF's academic and research missions. This ongoing maintenance reduces the likelihood of major system failures and extends the lifespan of campus facilities.

FY2025 Challenges:

- **Modernization vs. New Construction:** With limited funding for new construction, the UAF will continue to prioritize modernization efforts, reducing O&M costs where possible through efficiency upgrades. The aging facilities will undergo targeted improvements to enhance functionality, ADA accessibility, and alignment with modern student needs.
- **Public-Private Partnerships (P3):** The UAF is actively exploring P3 and other funding opportunities for new or renovated housing, a hotel, and an on-campus ice arena. These projects would meet modern student expectations, help attract and retain students, and generate additional revenue. Shared arrangements and public-private partnerships could play a vital role in bringing these projects to fruition while reducing financial strain on the university.
- **Sustained Funding for Deferred Maintenance:** The UAF continues to work within a UA-wide modernization plan to secure predictable and sustained funding sources to reduce ongoing operating costs and address deferred maintenance. This funding will be key to supporting future programmatic growth and ensure that the UAF remains competitive in providing state-of-the-art facilities for students, faculty, and researchers.

As the UAF moves forward, FY2025 presents both challenges and opportunities in maintaining a sustainable and modern campus infrastructure while adapting to the evolving needs of its academic and student community.

Gifts

The UAF remains on an upward trajectory in seeking and securing private philanthropic gifts that align with the university's mission of teaching, research, and service. While this increase in private gifts is purposeful, it must be stated that donor gifts are most often restricted to a particular program or area. University Advancement is charged with connecting the university's mission to donors through the work of the Development, Alumni Relations, and University Relations teams. Private philanthropy has the potential to transform the university when aligned with strategic priorities and projects. Donors can create opportunities for students by making access and affordability more manageable, supporting research, and expanding the university's mission to better serve the community.

The UAF received \$15 million in private philanthropic donations in FY2024. This success is a result of strategic efforts to invite more people, more often, to support the university, as well as increase the stewardship of the UAF's current supporters. The impact of philanthropy at the UAF in FY2024 is shared on the Gifts at Work webpage:

<https://uaf.edu/giving/impact/gifts-at-work.php>. The total number of donors in FY2024 was 2,154, including alumni, friends, corporations, and foundations. Donations from alumni made up 15.9 percent of the dollars raised in FY2024. Alumni made up 33 percent of the donors to the UAF, providing 42.6 percent of total gifts.

The UAF received transformative philanthropic investments in FY2024, including a \$7.4 million dollar gift from an anonymous donor to construct a planetarium addition at the University of Alaska Museum of the North. When it opens, the 5,700-square-foot addition to the west end of the museum will house a 65-seat planetarium under a 10-meter dome. A planetarium has been part of the vision for the museum since it opened in 1980 and a longtime goal of the UAF Geophysical Institute. Stories celebrating donor generosity may be found in current and archived issues of the Aurora at: <https://www.uaf.edu/aurora/stories-of-impact/index.php>.

The UAF had another record-breaking turnout during the third annual UA Giving Day event March 26-28, 2024. Over the course of 49 hours, just over 1,000 donors contributed, a 26 percent increase from the previous year. Supporters from 42 states and six countries paired their donations with more than 70 large matching gifts from individual and business sponsors, contributing more than \$716,691 to support students and programs at the UAF. Alumni giving increased again this year, representing more than a third of individual donations. Donations supported a wide variety of programs, including scholarships for UAF students, Alaska Nanooks athletics, scientific research, and the planned Troth Yeddha' Indigenous Studies Center.

Key RDU Challenges

- Growing enrollment amidst limited funding to support more expensive student outreach, national challenges of changing student demographics, competition, workforce needs, and discussions about the value proposition of

higher education although data indicates degree completion results in higher economic contributions to the state and beyond.

- Investing in facilities modernization the aging buildings/infrastructure on campuses via a stable mechanism for funding support. Planned and predictable funding will reduce high-cost repairs and maintenance in exchange for greater operational efficiency and cost containment.
- Keeping pace with inflationary cost pressures and compensation market increases as needed is part of being a competitive employer in Alaska.
- Post-COVID employee recruitment and retention challenges in a differently competitive national environment.
- Maintaining or increasing research accomplishments in a climate where faculty are teaching more to meet academic needs.
- Maintaining research journal and database subscriptions, due to cost increases that continue to occur at rates substantially exceeding general inflation.
- Appropriately scaling administrative support, student services, facilities operations and maintenance, and other work to meet projected needs, while containing costs.
- Providing services and support to bolster student success, and mental and emotional well-being.
- Covering increased insurance and other fixed costs in a constrained environment without inflationary operating budget adjustments to ensure stability.
- Striving to automate manual processes for an improved student and employee experience.

Significant Changes in Results to be Delivered in FY2026

Access and Enrollment

The UAF is in its sixth year of Strategic Enrollment Planning (SEP). SEP is a data-informed process that aligns an institution's fiscal, academic, co-curricular, and enrollment resources within a changing environment to accomplish its mission and ensure long-term enrollment success and fiscal health. The UAF launched the process in September 2018. To date, over 300 participants have been involved across 62 action planning groups. More than 50 percent of participants are faculty. These groups have created over 150 action plans, more than half of which have been implemented and are being monitored. In 2020, the UAF expanded the process to include college-specific enrollment planning with the College of Engineering and Mines. Starting in fall 2021, the UAF began focused enrollment planning efforts with the College of Liberal Arts, College of Natural Sciences and Mathematics, and the Community and Technical College. Additional academic units are adopting the process in 2022. This iterative process has become part of the strategic fabric of the UAF. The SEP Steering Committee continues to assess the effectiveness of the implemented strategies and expand upon successful initiatives to build enrollment at the UAF.

Examples SEP Action Plans include:

- Honors College and Climate Scholars Program.
- Online Bachelor of Science in Biology.
- Financial Aid Leveraging Scholarships.
- Rural Counselor Fly-In Program.
- Graduate Certificate in Microgrid Power and Renewable Energy Systems.
- Nanook Brotherhood Project.
- Admissions Counselor positions added in key locations in contiguous United States.

The UAF continues to expand its dual enrollment opportunities, offering high school students both online and in-person learning experiences. In collaboration with the Fairbanks North Star School District, North Star College was launched in fall 2020 with an initial cohort of 40 high school seniors earning between seven and 15 college credits on the UAF's campus. Following this success, the UAF welcomed additional cohorts, of 40 students, in both fall 2021 and fall 2022. By fall 2023, the program expanded significantly, enrolling 180 students, and graduating 74 students in its first cohort as an officially recognized high school. The program continues to grow, with enrollments reaching 200 students.

The UAF's online Alaska Advantage program, in partnership with the University of Alaska Southeast (UAS), provides dual enrollment opportunities to high school students across the State. Through this initiative, high-achieving students earn both high school and college credits simultaneously. For the 2023-2024 academic year, the program served 1,000 students from traditional schools and homeschool programs alike. In fall 2024, over 600 students from various school districts across Alaska participated in the program.

These initiatives highlight the UAF's ongoing commitment to providing accessible, high-quality education to Alaskan students, fostering pathways for academic success and college readiness across the State.

The UAF began offering a new four-year scholarship to eligible students beginning in the fall 2020 semester. Nanook Pledge provides four years of annual assistance to first-year students, transfer students, and readmitted students at the UAF. Awards range from \$1 thousand to \$12 thousand per year and are based on merit. The UAF has provided approximately \$4.3 million in Nanook Pledge awards since its inception.

Beginning fall 2021, the Nanook Commitment scholarship is available for incoming first-year, transfer, and readmitted UAF students to help qualifying students bridge the gap between what they can afford and the cost of attendance. With this renewable award-eligible scholarship students receive four years of predictable financial assistance, in an amount that is calculated based on their financial need, as defined by their Free Application for Federal Student Aid (FAFSA), in addition to their grade-point average and tuition rates.

New, Suspended, and Deleted Programs

In 2023-2024, the only program that was suspended was the Occupational Endorsement (OEC) for Financial Services Representative (CTC). The UAF added OECs in Medical Assisting (CTC), Dental Assisting (CTC), Unmanned Aircraft Operations (CTC), and Entrepreneurship and Innovation (CTC) and an accelerated BA/MA in Communication/Professional Communication (CLA). Also added was a Minor in Science and Environmental Communication (CLA).

Contact Information

Contact: Michelle Rizk, Vice President, University Relations
Phone: (907) 450-8187
E-mail: marizk@alaska.edu

**University of Alaska Fairbanks
RDU Financial Summary by Component**

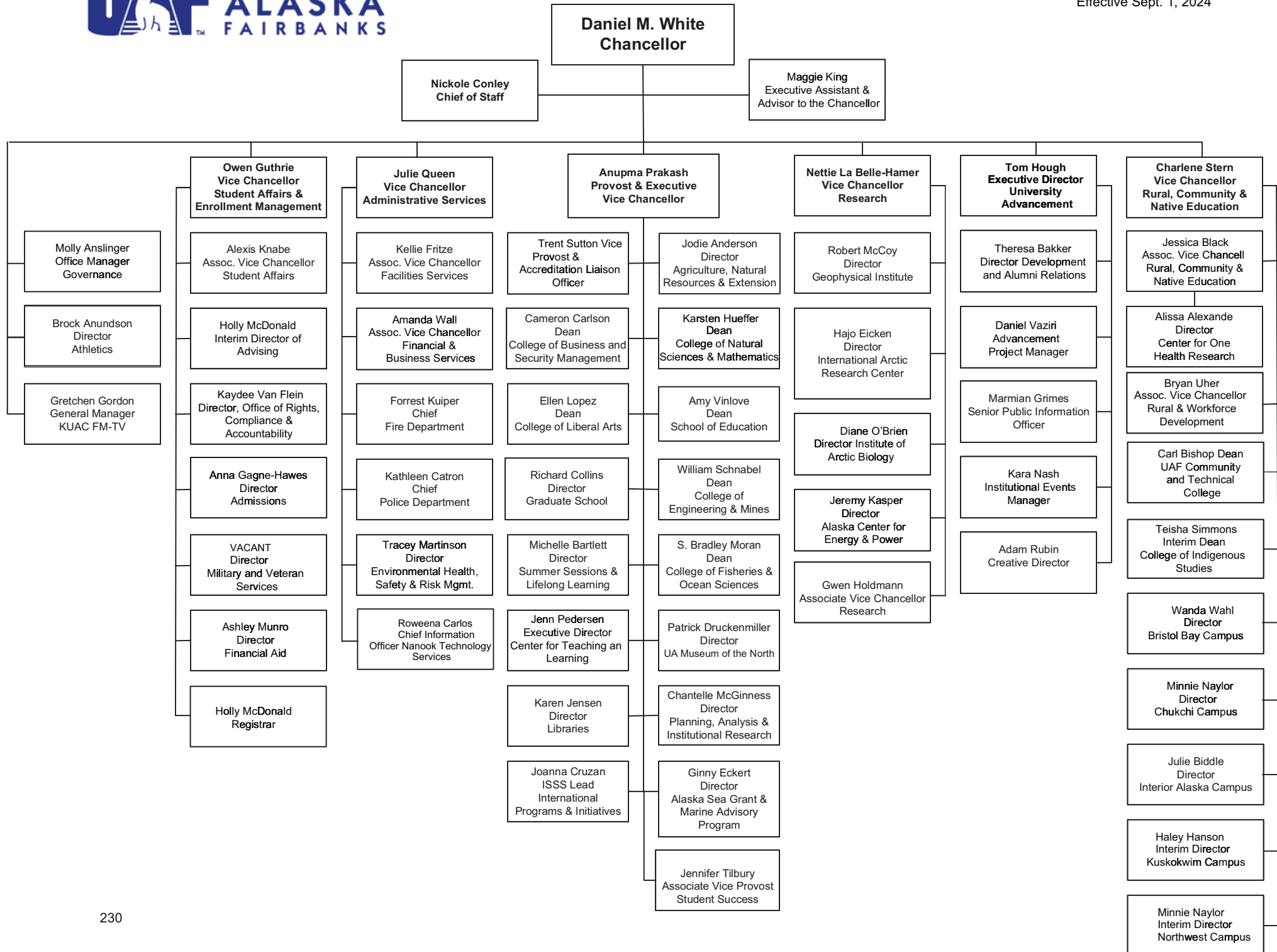
All dollars shown in thousands

	FY2024 Actuals				FY2025 Management Plan				FY2026 Governor			
	UGF+DGF Funds	Other Funds	Federal Funds	Total Funds	UGF+DGF Funds	Other Funds	Federal Funds	Total Funds	UGF+DGF Funds	Other Funds	Federal Funds	Total Funds
Formula Expenditures None.												
Non-Formula Expenditures												
Troth Yeddfa' Campus	0.0	0.0	0.0	0.0	0.0	0.0	0.0	0.0	280,066.9	145,708.7	163,003.1	588,778.7
College of Indigenous Studies	0.0	0.0	0.0	0.0	0.0	0.0	0.0	0.0	8,108.4	593.5	642.3	9,344.2
Fairbanks Campus	310,966.5	88,767.4	145,458.2	545,192.1	286,886.4	37,748.7	142,704.9	467,340.0	0.0	0.0	0.0	0.0
Bristol Bay Campus	1,467.7	4.4	1,045.5	2,517.6	2,268.9	316.6	1,401.2	3,986.7	2,350.5	316.6	1,416.6	4,083.7
Chukchi Campus	798.8	23.1	210.9	1,032.8	1,271.0	0.0	984.9	2,255.9	1,308.1	0.0	991.1	2,299.2
College of Rural and Comm Dev	11,749.2	193.4	1,654.7	13,597.3	7,763.9	593.5	642.3	8,999.7	0.0	0.0	0.0	0.0
Interior Alaska Campus	1,978.9	496.4	1,228.6	3,703.9	2,863.5	467.5	1,594.7	4,925.7	0.0	0.0	0.0	0.0
Kuskokwim Campus	3,567.9	558.6	355.7	4,482.2	4,814.6	313.5	826.1	5,954.2	4,945.6	313.5	826.1	6,085.2
Northwest Campus	1,348.2	45.4	671.9	2,065.5	1,994.6	116.1	2,720.7	4,831.4	2,032.7	116.1	2,723.8	4,872.6
UAF Community and Tech College	11,101.7	0.0	0.0	11,101.7	13,567.5	294.1	160.1	14,021.7	15,698.9	761.6	1,760.0	18,220.5
Totals	342,978.9	90,088.7	150,625.5	583,693.1	321,430.4	39,850.0	151,034.9	512,315.3	314,511.1	147,810.0	171,363.0	633,684.1

University of Alaska Fairbanks
Summary of RDU Budget Changes by Component
From FY2025 Management Plan to FY2026 Governor

All dollars shown in thousands

	<u>Unrestricted Gen (UGF)</u>	<u>Designated Gen (DGF)</u>	<u>Other Funds</u>	<u>Federal Funds</u>	<u>Total Funds</u>
FY2025 Management Plan	171,173.5	150,256.9	39,850.0	151,034.9	512,315.3
Base for structure changes:					
-Troth Yeddha' Campus	154,329.1	119,937.1	37,748.7	147,003.1	459,018.0
-College of Indigenous Studies	5,720.7	2,469.6	593.5	642.3	9,426.1
One-time items:					
-Fairbanks Campus	-7,143.0	-14,600.0	0.0	0.0	-21,743.0
Adjustments which continue current level of service:					
-Troth Yeddha' Campus	154,329.1	109,737.1	47,948.7	147,003.1	459,018.0
-College of Indigenous Studies	5,720.7	2,469.6	593.5	642.3	9,426.1
-Fairbanks Campus	-145,206.3	-119,937.1	-37,748.7	-142,704.9	-445,597.0
-Bristol Bay Campus	66.2	15.4	0.0	15.4	97.0
-Chukchi Campus	29.5	7.6	0.0	6.2	43.3
-College of Rural and Comm Dev	-5,330.6	-2,433.3	-593.5	-642.3	-8,999.7
-Interior Alaska Campus	-1,496.3	-1,367.2	-467.5	-1,594.7	-4,925.7
-Kuskokwim Campus	163.6	14.8	0.0	0.0	178.4
-Northwest Campus	75.1	10.3	0.0	3.1	88.5
-UAF Community and Tech College	1,907.9	1,511.4	467.5	1,599.9	5,486.7
Proposed budget increases:					
-Troth Yeddha' Campus	2,391.4	13,985.3	97,760.0	16,000.0	130,136.7
Proposed budget decreases:					
-Troth Yeddha' Campus	0.0	-376.0	0.0	0.0	-376.0
-College of Indigenous Studies	0.0	-81.9	0.0	0.0	-81.9
-Kuskokwim Campus	0.0	-47.4	0.0	0.0	-47.4
-Northwest Campus	0.0	-47.3	0.0	0.0	-47.3
-UAF Community and Tech College	0.0	-1,287.9	0.0	0.0	-1,287.9
FY2026 Governor	176,680.8	137,830.3	147,810.0	171,363.0	633,684.1



State of Alaska FY2026 Governor's Operating Budget

University of Alaska Troth Yeddha' Campus Component Budget Summary

Component: Troth Yeddha' Campus

Contribution to Department's Mission

The University of Alaska Fairbanks is a Land, Sea, and Space Grant university and an international center for research, education, and the arts, emphasizing the circumpolar North and its diverse peoples. The UAF integrates teaching, research, and public service as it educates students for active citizenship and prepares them for lifelong learning and careers.

Core Services

- Delivers high-quality undergraduate and graduate education, emphasizing original student research and scholarship.
- Integrates teaching, research, creative activity, and public service.
- Expands knowledge of the occurrence and use of natural resources, including minerals, petroleum, forests, wildlife, agriculture, fisheries, and their associated economics.
- Conducts internationally prominent research on natural sciences, particularly phenomena of high latitudes or the Alaska region, such as the aurora, earthquakes, volcanoes, glaciers, oceans and seas, and the Arctic climate.
- Leads the documentation and study of Alaska Native cultures and languages.
- Develops multicultural understanding, research and education on rural health issues, and cross-cultural interaction in the human service professions.
- Serves as the major academic and cultural center for Interior Alaska.
- Serves as the research campus for the University of Alaska system, through the activities of its component research institutes, centers, laboratories, and related research facilities, making significant contributions to basic and applied science and engineering on State, national and international levels.
- Assists natural resource managers; develops an understanding of natural phenomena; preserves, interprets and disseminates cultural knowledge; and contributes to improved engineering of northern roads, airports, structures, and other facilities.
- Consists of seven major research institutes: Institute of Arctic Biology, Institute of Marine Science, Institute of Northern Engineering, Geophysical Institute, International Arctic Research Center, Agricultural and Forestry Experiment Station, and Alaska Center for Energy and Power.
- Other research centers include: Center for Arctic Policy Studies, Alaska Center for Unmanned Aircraft Systems Integration, Alaska Climate Research Center, Alaska Earthquake Center, Wilson Alaska Technical Center, Alaska University Transportation Center, NIH COBRE-funded Center for Transformative Research in Metabolism, Center for OneHealth Research, and Alaska Blue Economy Center.
- Other research units include: Office of Intellectual Property and Commercialization, Alaska Volcano Observatory, Geographic Information Network of Alaska, and Mineral Industry Research Laboratory.
- Statewide research programs led by UAF include: Alaska NSF Established Program to Stimulate Competitive Research, Alaska NASA Established Program to Stimulate Competitive Research, Alaska IDeA Network of Biomedical Research Excellence, and the Biomedical Learning and Student Training program.

Major Component Accomplishments in 2024

See University of Alaska Fairbanks Results Delivery Unit.

Key Component Challenges

See University of Alaska Fairbanks Results Delivery Unit.

Significant Changes in Results to be Delivered in FY2026

See University of Alaska Fairbanks Results Delivery Unit.

Statutory and Regulatory Authority

Smith-Lever Act of 1914

Memorandum of Understanding between the University of Alaska and the United States Department of Agriculture on Cooperative Extension work in Agriculture and Home Economics.

Contact Information
<p>Contact: Michelle Rizk, Vice President, University Relations Phone: (907) 450-8187 E-mail: marizk@alaska.edu</p>

Troth Yeddha' Campus Personal Services Information					
Authorized Positions			Personal Services Costs		
	<u>FY2025</u> <u>Management</u> <u>Plan</u>	<u>FY2026</u> <u>Governor</u>			
Full-time	0	1778	Annual Salaries		0
Part-time	0	182	Premium Pay		0
Nonpermanent	0	0	Annual Benefits		0
			<i>Less % Vacancy Factor</i>		()
			Lump Sum Premium Pay		0
Totals	0	1960	Total Personal Services		

Position Classification Summary					
Job Class Title	Anchorage	Fairbanks	Juneau	Others	Total
No personal services.					
Totals	0	0	0	0	0

Component Detail All Funds
University of Alaska

Component: Troth Yeddha' Campus (3529)
RDU: University of Alaska Fairbanks (236)

Non-Formula Component

	FY2024 Actuals	FY2025 Enrolled	FY2025 Authorized	FY2025 Management Plan	FY2026 Governor Adjusted Base	FY2026 Governor	FY2025 Management Plan vs FY2026 Governor	
1000 Personal Services	0.0	0.0	0.0	0.0	290,554.7	311,177.3	311,177.3	100.0%
2000 Travel	0.0	0.0	0.0	0.0	10,321.2	11,553.6	11,553.6	100.0%
3000 Services	0.0	0.0	0.0	0.0	77,470.0	177,143.9	177,143.9	100.0%
4000 Commodities	0.0	0.0	0.0	0.0	51,855.5	53,522.5	53,522.5	100.0%
5000 Capital Outlay	0.0	0.0	0.0	0.0	9,096.5	11,699.9	11,699.9	100.0%
7000 Grants, Benefits	0.0	0.0	0.0	0.0	1,827.9	5,789.3	5,789.3	100.0%
8000 Miscellaneous	0.0	0.0	0.0	0.0	17,892.2	17,892.2	17,892.2	100.0%
Totals	0.0	0.0	0.0	0.0	459,018.0	588,778.7	588,778.7	100.0%
Fund Sources:								
1002 Fed Rcpts (Fed)	0.0	0.0	0.0	0.0	147,003.1	163,003.1	163,003.1	100.0%
1003 GF/Match (UGF)	0.0	0.0	0.0	0.0	4,739.3	4,739.3	4,739.3	100.0%
1004 Gen Fund (UGF)	0.0	0.0	0.0	0.0	149,539.8	151,931.2	151,931.2	100.0%
1007 I/A Rcpts (Other)	0.0	0.0	0.0	0.0	1,443.1	1,443.1	1,443.1	100.0%
1037 GF/MH (UGF)	0.0	0.0	0.0	0.0	50.0	50.0	50.0	100.0%
1048 Univ Rcpt (DGF)	0.0	0.0	0.0	0.0	119,561.1	123,346.4	123,346.4	100.0%
1061 CIP Rcpts (Other)	0.0	0.0	0.0	0.0	3,349.4	3,349.4	3,349.4	100.0%
1108 Stat Desig (Other)	0.0	0.0	0.0	0.0	0.0	47,960.0	47,960.0	100.0%
1151 VoTech Ed (DGF)	0.0	0.0	0.0	0.0	376.0	0.0	0.0	0.0%
1174 UA I/A (Other)	0.0	0.0	0.0	0.0	32,956.2	92,956.2	92,956.2	100.0%
Unrestricted General (UGF)	0.0	0.0	0.0	0.0	154,329.1	156,720.5	156,720.5	100.0%
Designated General (DGF)	0.0	0.0	0.0	0.0	119,937.1	123,346.4	123,346.4	100.0%
Other Funds	0.0	0.0	0.0	0.0	37,748.7	145,708.7	145,708.7	100.0%
Federal Funds	0.0	0.0	0.0	0.0	147,003.1	163,003.1	163,003.1	100.0%
Positions:								
Permanent Full Time	0	0	0	0	1,765	1,778	1,778	100.0%
Permanent Part Time	0	0	0	0	182	182	182	100.0%
Non Permanent	0	0	0	0	0	0	0	0.0%

Change Record Detail - Multiple Scenarios with Descriptions
University of Alaska

Component: Troth Yeddha' Campus (3529)
RDU: University of Alaska Fairbanks (236)

Scenario/Change Record Title	Trans Type	Totals	Personal Services	Travel	Services	Commodities	Capital Outlay	Grants, Benefits	Miscellaneous	Positions		NP
										PFT	PPT	
	Subtotal	0.0	0.0	0.0	0.0	0.0	0.0	0.0	0.0	0	0	0
***** Changes From FY2025 Management Plan To FY2026 Governor Adjusted Base *****												
Salaries and Benefits												
	SalAdj	4,884.7	4,884.7	0.0	0.0	0.0	0.0	0.0	0.0	0	0	0
1002 Fed Rcpts		2,280.5										
1004 Gen Fund		2,604.2										
<p>In accordance with the University of Alaska's (UA) mission, the university is committed to providing a competitive total compensation package, including salary and benefits, that will attract, retain, and reward high-performing employees who share a passion for higher education. The University of Alaska strives to make employee compensation performance-based, competitive to institutions with similar missions, and commensurate with the individual's level of responsibility.</p> <p>The FY2026 budget request includes a wage increase for employee groups as required by collective bargaining agreements and 2.75 percent wage increase for non-union staff.</p> <p>The United Academics (UNAC, expires on 12/31/24) and United Academics Adjuncts (UNAD, expires 6/30/25) contracts expire in FY2025 and no increase has yet been negotiated for FY2026. Once a tentative agreement has been reached with a union, a funding request will be made through the appropriate legislative process. If the collective bargaining agreement is subsequently not approved by the University of Alaska Board of Regents, the State Department of Administration, or is not ratified by the bargaining unit members, the funding request will be withdrawn.</p>												
Staff Benefits Under Recovery and Healthcare												
	SalAdj	8,536.3	8,536.3	0.0	0.0	0.0	0.0	0.0	0.0	0	0	0
1002 Fed Rcpts		2,017.7										
1004 Gen Fund		6,518.6										
<p>In accordance with the University of Alaska's (UA) mission, the university is committed to providing a competitive total compensation package, including salary and benefits, that will attract, retain, and reward high-performing employees who share a passion for higher education. The University of Alaska strives to make employee compensation performance-based, competitive to institutions with similar missions, and commensurate with the individual's level of responsibility.</p> <p>In FY2026, the university's medical (including dental and vision) plan is expecting an increase in premium costs (\$7.0 million) and under-recovery in FY2024 (\$10.8 million). The FY2026 budget includes a \$14.3 million (\$17.8 million total) request to help offset the cost increases.</p>												
Transfer of Funding and Positions from Fairbanks Campus to Troth Yeddha' Campus												
	Trin	445,597.0	277,133.7	10,321.2	77,470.0	51,855.5	9,096.5	1,827.9	17,892.2	1,765	182	0
1002 Fed Rcpts		142,704.9										
1003 GF/Match		4,739.3										
1004 Gen Fund		140,417.0										
1007 I/A Rcpts		1,443.1										
1037 GF/MH		50.0										
1048 Univ Rcpt		119,561.1										
1061 CIP Rcpts		3,349.4										
1151 VoTech Ed		376.0										

Change Record Detail - Multiple Scenarios with Descriptions
University of Alaska

Component: Troth Yeddha' Campus (3529)
RDU: University of Alaska Fairbanks (236)

Scenario/Change Record Title	Trans Type	Totals	Personal Services	Travel	Services	Commodities	Capital Outlay	Grants, Benefits	Miscellaneous	Positions		NP
										PFT	PPT	
1174 UA I/A		32,956.2										
The University of Alaska Fairbanks changed the name of the Fairbanks Campus to the Troth Yeddha' Campus. This transfer of funding and positions reflects this change.												
	Subtotal	459,018.0	290,554.7	10,321.2	77,470.0	51,855.5	9,096.5	1,827.9	17,892.2	1,765	182	0
***** Changes From FY2026 Governor Adjusted Base To FY2026 Governor *****												
Reverse Alaska Performance Scholarship; Eligibility Ch4 SLA2024 (HB148) (Sec2 Ch7 SLA2024 P46 L21 (HB268))												
	Dec	-376.0	0.0	0.0	-376.0	0.0	0.0	0.0	0.0	0	0	0
1151 VoTech Ed		-376.0										
This legislation removes the sunset date and changes the funding allocations for program and grant distributions under AS 23.15.835(d) for the Alaska Technical and Vocational Education Program (TVEP).												
Funding authorization for the administrative portion of the TVEP program in the Workforce Investment Board component was included in the FY2025 Governor's budget. This fiscal note modifies the amount available to be distributed to TVEP grant recipients based on FY2025 revenue projections.												
Statutory Designated Program Receipts Increase												
	Inc	37,760.0	20,622.6	1,232.4	7,673.2	1,667.0	2,603.4	3,961.4	0.0	0	0	0
1108 Stat Desig		37,760.0										
The University of Alaska (UA) will begin reporting non-federal grant and contract activity as statutory designated program receipts (SDPR). The UA receives private grants and contracts from corporations, local governments, non-profit entities, and foundation endowment that are restricted or designated. This activity (~\$68.4 million in FY2026) has historically been reported using university receipt authority but would more appropriately be considered SDPR.												
The UA can reclassify \$28.6 million of current university receipts and requests additional SDPR authority (\$39.8 million) to cover the anticipated FY2026 activity.												
Systemwide Services: \$40.0 Anchorage Campus: \$1,610.0 Troth Yeddha' Campus: \$37,760.0 Juneau Campus: \$350.0												
Facilities Maintenance Project Needs												
	Inc	3,726.7	0.0	0.0	3,726.7	0.0	0.0	0.0	0.0	0	0	0
1004 Gen Fund		1,241.4										
1048 Univ Rcpt		2,485.3										
Facilities maintenance funding is necessary to preserve capital assets critical to the University of Alaska's (UA) mission.												
The UA dedicates a portion of its annual operating appropriation toward facility maintenance (\$29.6 million in FY2025), with a long-term goal to reach a minimum of \$60 million. The UA's ability to adequately fund annual facility maintenance projects is integral to reducing the risk of costly and disruptive facility failures and												

Change Record Detail - Multiple Scenarios with Descriptions
University of Alaska

Component: Troth Yeddha' Campus (3529)
RDU: University of Alaska Fairbanks (236)

Scenario/Change Record Title	Trans Type	Totals	Personal Services	Travel	Services	Commodities	Capital Outlay	Grants, Benefits	Miscellaneous	Positions		NP
										PFT	PPT	
reducing the backlog of deferred maintenance projects.												
State-funded appropriations for the UA's deferred maintenance/renewal and repurposing (DM/R&R) activities are critical to address the maintenance needs of the UA system's aging facilities. Capital DM/R&R funding averaged \$31 million from FY2007 through FY2015 but has dropped to an average of \$17 million in the last three years. This has put additional strain on the UA's operating budget to fund preventative and current facility maintenance needs.												
Troth Yeddha' Campus: \$3,726.7 This includes \$216.8 for the University of Alaska Fairbanks' community campuses.												
Information Technology, Software Licensing, and Contractual Increases												
	Inc	450.0	0.0	0.0	450.0	0.0	0.0	0.0	0.0	0	0	0
1004 Gen Fund		225.0										
1048 Univ Rcpt		225.0										
Ongoing campus-wide software and contract licensing renewals ensure that students, faculty, staff, and researchers have full access to critical technologies. Personnel cost increases to recruit and retain information technology (IT) professionals continue to grow. This request covers projected renewal costs for software and contractual licensing tools, increases in technology capacity across the system, and support employee recruitment and retention within this area.												
University of Alaska Anchorage: About \$1.5 million of spending is associated with centrally managed software licenses for the institution (an increase of 32 percent since FY2020).												
University of Alaska Fairbanks: Spending on IT centralized campus-wide software is about \$553.0 for central computing.												
University of Alaska Southeast: Annual increases for hardware and software maintenance are typically three to six percent and in the last three years have increased at a faster rate. Current costs for cybersecurity, IT, and software licensing are \$508.0.												
Anchorage Campus: \$450.0 Troth Yeddha' Campus: \$450.0 Juneau Campus: \$100.0												
Utilities Cost Increase												
	Inc	1,850.0	0.0	0.0	1,850.0	0.0	0.0	0.0	0.0	0	0	0
1004 Gen Fund		925.0										
1048 Univ Rcpt		925.0										
This request covers projected \$1.3 million in FY2026 utility cost increases (electrical, fuel, water, and sewer) at the Troth Yeddha' Fairbanks campus and rural community campuses. Commodity costs for utility inputs have all increased, impacting the rates. This request also covers projected custodial cost increases of \$550.0. These are critical services that ensure a safe and clean campus environment for students, faculty, and staff.												
Auxiliary Operating Costs and Deficit Reduction												
	Inc	7,000.0	0.0	0.0	7,000.0	0.0	0.0	0.0	0.0	0	0	0
1048 Univ Rcpt		7,000.0										

Change Record Detail - Multiple Scenarios with Descriptions
University of Alaska

Component: Troth Yeddha' Campus (3529)
RDU: University of Alaska Fairbanks (236)

Scenario/Change Record Title	Trans Type	Totals	Personal Services	Travel	Services	Commodities	Capital Outlay	Grants, Benefits	Miscellaneous	Positions		NP
										PFT	PPT	

Auxiliary funds are unrestricted current funds of enterprises that furnish services directly or indirectly to students, faculty, or staff and which charge fees directly relating to, but not necessarily equal to, the costs of the services. Bookstores and housing systems are examples of enterprises that generally meet the accounting criteria for classification as auxiliary services.

Additional revenue generated by auxiliary services will be directed to cover current operating costs and reduce any prior deficit.

Anchorage Campus: \$3,000.0
Troth Yeddha' Campus: \$7,000.0

University of Alaska Intra-Agency Receipt Authority

Inc	60,000.0	0.0	0.0	60,000.0	0.0	0.0	0.0	0.0	0.0	0	0	0
1174 UA I/A	60,000.0											

The University of Alaska (UA) intra-agency receipts are funds used for internal charges of services provided by central service departments to other university departments. This includes services such as physical plant work orders, printing and computer repairs, and certain administrative functions such as risk management and labor relations.

Troth Yeddha' Campus allocation (\$60.0 million)

University of Alaska Fairbanks R/V Sikuliaq, which became fully operational in FY2016, records \$20 million in intra-agency receipt revenue annually.

In FY2017, the UA changed the accounting process for recording matching funds. This resulted in a significant improvement of accounting efficiency for this funding group. An additional \$9 million in authority is needed to record activity for UA matching funds.

In FY2020, the process used for utility recharge operations was converted to the standard intra-agency transfer (IAT) process which resulted in an increase of approximately \$3 million in activity.

Cost and volume of recharge activity increase annually, resulting in the need for at least \$8 million in additional authority over historical levels.

Recruitment, Strategic Enrollment Marketing and Communications: Pursuing Lower 48 and International Student Markets

IncOTI	750.0	0.0	0.0	750.0	0.0	0.0	0.0	0.0	0.0	4	0	0
1048 Univ Rcpt	750.0											

Efforts to grow the University of Alaska Fairbanks' (UAF) enrollment funnel (student inquiries) have been hugely successful with over 100 percent growth (an additional 2,000 applications) in the past year. This success has surpassed the available recruitment capacity. As a result, investing in dedicated recruiters for international, corporate, and Colorado markets is essential to capitalize on successes in growing the number of enrolled students. A specialized recruiter for each area will allow the UAF to build strong relationships with prospective students and corporate partners, tap into key markets, and tailor recruitment strategies to meet the unique needs of these diverse populations. This focused approach will enhance the UAF's ability to attract top talent, create new pipelines for student enrollment, and ultimately contribute to the university's growth and success.

This investment in marketing and outreach for international and contiguous United States student markets is crucial to enhance enrollment. As the UAF is facing

Change Record Detail - Multiple Scenarios with Descriptions
University of Alaska

Component: Troth Yeddha' Campus (3529)
RDU: University of Alaska Fairbanks (236)

Scenario/Change Record Title	Trans Type	Totals	Personal Services	Travel	Services	Commodities	Capital Outlay	Grants, Benefits	Miscellaneous	Positions		NP
										PFT	PPT	
increased competition for a shrinking pool of prospective students, both domestically and globally, targeted and robust marketing initiatives are essential to attract a diverse and talented student body. The UAF will deploy data-driven marketing campaigns, expand UAF's digital presence, and engage with prospective students through personalized outreach strategies.												
Retention and Graduation Rate Improvements												
	IncOTI	300.0	0.0	0.0	300.0	0.0	0.0	0.0	0.0	2	0	0
1048 Univ Rcpt		300.0										
The University of Alaska Fairbanks' (UAF) strategic enrollment planning efforts have posted year-on-year enrollment successes and need further support to maintain growth momentum. In the year ahead, the UAF will focus on closing the gaps in the student success cycle, especially focused on student retention and degree completion initiatives. These efforts require retention data collection and analysis and the systematization of a predictive student retention model for rapid and dynamic interventions in line with national best practices for open enrollment state institutions. This investment will support successful degree completion for Alaskans who have some college experience but have not yet attained a degree.												
Comprehensive advising is an intentional, research informed, and data-driven high impact practice in higher education. The UAF has demonstrated that student support services have a statistically significant impact on the persistence and graduation rates of students from traditionally under-represented or under-resourced backgrounds. Comprehensive advisors not only help to close equity gaps that exist, which aid in meeting mission fulfillment indicators for accreditation, but also nearly pay for themselves twice over within one academic year.												
The UAF Career Services, first year advising, and digital literacy tools make up additional key components of this request. Career Services currently has a ratio of 7,425 students to one advisor, far above the national average of 2,900 students per staff member. A second career advisor would double capacity, alleviate advisor overload, and support the UAF's accreditation goal to prepare students for the workforce by connecting students to employment and internship opportunities. Additionally, with the implementation of the federal gainful employment regulations in July 2024, Career Services will play an increasingly vital role in liaising with departments and connecting students to internship and job opportunities. As the UAF expands efforts to increase enrollment, the first year advising office must grow its capacity to onboard, advise, and register students. Literacy tools embedded within disability support services needed to address Americans with Disabilities Act requirements are also part of a successful experience.												
Efficient International Student Processing, Graduate School and Financial Aid Support												
	IncOTI	600.0	0.0	0.0	600.0	0.0	0.0	0.0	0.0	4	0	0
1048 Univ Rcpt		600.0										
This initiative will increase the University of Alaska Fairbanks' (UAF) graduate enrollment and retention, especially at the Doctor of Philosophy (PhD) level, and implement graduate admissions processing improvements to strengthen the graduate and international student pipeline. This initiative also supports an additional Financial Aid Advisor to ensure compliance with federal and State rules for student loan and scholarship payments. A comprehensive financial plan is a key component of a student's decision to attend UAF. The funding will allow the graduate school to increase graduate student admissions, retention, graduation, and provide financial and other support services for graduate student success. International Student and Scholar Services (ISSS) needs to accommodate the additional workload for processing visas and immigration paperwork for an increased number of incoming students. This investment will allow ISSS to provide support to units that are enrolling more international students and hiring more international employees.												
Year-to-Career Workforce Expansion: Community and Technical College Licensed Practitioner Nurse and Fire Sciences												
	Inc	100.0	0.0	0.0	100.0	0.0	0.0	0.0	0.0	2	0	0
1048 Univ Rcpt		100.0										

Change Record Detail - Multiple Scenarios with Descriptions
University of Alaska

Component: Troth Yeddha' Campus (3529)
RDU: University of Alaska Fairbanks (236)

Scenario/Change Record Title	Trans Type	Totals	Personal Services	Travel	Services	Commodities	Capital Outlay	Grants, Benefits	Miscellaneous	Positions PFT	PPT	NP
The University of Alaska Fairbanks (UAF) is responding to Alaska's high-demand workforce needs in healthcare and fire science programs.												
A Health Programs Coordinator/Licensed Practitioner Nurse (LPN) faculty will coordinate across health program areas and support program growth and development, engage with business and industry, implement practices that avoid duplication of efforts, and provide high level and effective stewardship of resources. The role will support LPN Accreditation Commission for Education in Nursing (ACEN) accreditation, teach in the LPN program, and work to ensure adequate clinical experiences across programs.												
A similar investment in the Fire Science program leadership will expand capacity to teach including customized annual training programs and wildland fire. The Fire Science program features specialized certifications that can be used stand alone for employment, professional development, and are a part of the Associate of Applied Science (AAS) Fire Science degree. These credits also articulate into the Bachelor of Security and Emergency Management (BSEM) and the Bachelor of Applied Management (BAM) degrees at the College of Business and Security Management (CBSM).												
Increasing Alaska's Competitiveness Nanook Athletics and Division I Hockey												
1048 Univ Rcpt	IncOTI	1,000.0	0.0	0.0	1,000.0	0.0	0.0	0.0	0.0	0	0	0
The University of Alaska Fairbanks (UAF) athletics, specifically Division I Hockey, can achieve national ranking and strengthen Alaska's competitiveness. Investments in the athletics baseline ensure growth, community support, and fan engagement to generate new revenues, increase equity-based scholarships for all student athletes, and promote student engagement and enrollment strategies.												
A robust athletics program contributes to student life, retention and degree completion, community service and support, promotes the UAF brand, academic offerings, and university achievements in and outside of Alaska. This request is linked with a University of Alaska Anchorage request for Seawolf Athletics, as exciting in-state competition is critical to the success and growth of both programs.												
Ensuring Alaska's Resilience through Food Security												
1048 Univ Rcpt	Inc	600.0	0.0	0.0	600.0	0.0	0.0	0.0	0.0	1	0	0
This initiative will serve as a workforce development pipeline, strengthening the Alaska food system to improve the lives of many Alaskans. To ensure Alaska's resilience through food security, the Institute of Agriculture, Natural Resources, and Extension (IANRE) will create a Waste Stream Value-Added Recycling program. The program will bridge producers and industry to find opportunities for local-use products developed by diverting the waste stream from landfills into potential soil amendments and other entrepreneurial products. To ensure Alaska's resilience through community and rural development, the IANRE will create an associated Community Rural Development and Engagement program to promote economic well-being and quality of life in Alaska communities.												
University of Alaska Federal Grants and Contracts												
1002 Fed Rcpts	Inc	16,000.0	0.0	0.0	16,000.0	0.0	0.0	0.0	0.0	0	0	0
The FY2025 federal appropriations bills contain initial funding for nine earmark requests that amount to \$6 million for the University of Alaska. Along with an additional \$48 million from nine plus ups (an estimated one-third would flow through the University of Alaska system).												

Change Record Detail - Multiple Scenarios with Descriptions
University of Alaska

Component: Troth Yeddha' Campus (3529)
RDU: University of Alaska Fairbanks (236)

Scenario/Change Record Title	Trans Type	Totals	Personal Services	Travel	Services	Commodities	Capital Outlay	Grants, Benefits	Miscellaneous	Positions		NP
										PFT	PPT	
University of Alaska Anchorage: Five earmarks for \$2.8 million												
University of Alaska Fairbanks: One earmark for \$1.9 million and a portion of the nine plus ups												
University of Alaska Southeast: Three earmarks for \$1.2 million												
Anchorage Campus: \$2,800.0												
Troth Yeddha' Campus: \$16,000.0												
Juneau Campus: \$1,200.0												
University Receipts Reclassification to Statutory Designated Program Receipts												
	FndChg	0.0	0.0	0.0	0.0	0.0	0.0	0.0	0.0	0	0	0
1048 Univ Rcpt	-10,200.0											
1108 Stat Desig	10,200.0											
The University of Alaska (UA) will begin reporting non-federal grant and contract activity as statutory designated program receipts (SDPR). The UA receives private grants and contracts from corporations, local governments, non-profit entities, and foundation endowment that are restricted or designated. This activity (~\$68.4 million in FY2026) has historically been reported using university receipt authority but would more appropriately be considered SDPR.												
The reclassification of \$28.6 million in university receipt authority to SDPR would cover a portion of the anticipated activity in FY2026.												
Systemwide Services: \$300.0												
Anchorage Campus: \$15,700.0												
Troth Yeddha' Campus: \$10,200.0												
Juneau Campus: \$2,400.0												
	Totals	588,778.7	311,177.3	11,553.6	177,143.9	53,522.5	11,699.9	5,789.3	17,892.2	1,778	182	0

State of Alaska FY2026 Governor's Operating Budget

University of Alaska College of Indigenous Studies Component Budget Summary

Component: College of Indigenous Studies

Contribution to Department's Mission

The College of Indigenous Studies (CIS) provides academic and vocational education and outreach that promotes workforce preparation, economic development, life-long learning, and community development throughout Alaska, with an emphasis on Alaska Natives and underserved communities.

The Rural College is a special administrative unit of the CIS Fairbanks campus. This Rural College provides overall administrative oversight and college-wide support. The Rural College is technically not a degree granting entity. Due to CIS' unique structure, the Rural College shares the same mission statement as CIS.

Core Services

- Offers certificate, Associate of Applied Science (AAS) and Associate of Arts programs.
- Offers bachelor's degrees in child and family studies, Alaska Native studies and rural development, and a master's degree in rural development via audio conference and real-time online classes statewide.
- Offers PhD in Indigenous Studies.
- Coordinates Tech Prep/dual credit and other Early College programs for rural campuses.

Major Component Accomplishments in 2024

See University of Alaska Fairbanks Results Delivery Unit.

Key Component Challenges

See University of Alaska Fairbanks Results Delivery Unit.

Significant Changes in Results to be Delivered in FY2026

See University of Alaska Fairbanks Results Delivery Unit.

Statutory and Regulatory Authority

No statutes and regulations.

Contact Information

Contact: Michelle Rizk, Vice President, University Relations
Phone: (907) 450-8187
E-mail: marizk@alaska.edu

College of Indigenous Studies Personal Services Information					
Authorized Positions			Personal Services Costs		
	<u>FY2025</u> <u>Management</u> <u>Plan</u>	<u>FY2026</u> <u>Governor</u>			
			Annual Salaries		0
Full-time	0	66	Premium Pay		0
Part-time	0	4	Annual Benefits		0
Nonpermanent	0	0	Less % Vacancy Factor		()
			Lump Sum Premium Pay		0
Totals	0	70	Total Personal Services		

Position Classification Summary					
Job Class Title	Anchorage	Fairbanks	Juneau	Others	Total
No personal services.					
Totals	0	0	0	0	0

Component Detail All Funds
University of Alaska

Component: College of Indigenous Studies (3530)
RDU: University of Alaska Fairbanks (236)

Non-Formula Component

	FY2024 Actuals	FY2025 Enrolled	FY2025 Authorized	FY2025 Management Plan	FY2026 Governor Adjusted Base	FY2026 Governor	FY2025 Management Plan vs FY2026 Governor	
1000 Personal Services	0.0	0.0	0.0	0.0	7,498.5	7,498.5	7,498.5	100.0%
2000 Travel	0.0	0.0	0.0	0.0	329.0	329.0	329.0	100.0%
3000 Services	0.0	0.0	0.0	0.0	1,020.1	938.2	938.2	100.0%
4000 Commodities	0.0	0.0	0.0	0.0	159.7	159.7	159.7	100.0%
5000 Capital Outlay	0.0	0.0	0.0	0.0	35.0	35.0	35.0	100.0%
7000 Grants, Benefits	0.0	0.0	0.0	0.0	383.8	383.8	383.8	100.0%
8000 Miscellaneous	0.0	0.0	0.0	0.0	0.0	0.0	0.0	0.0%
Totals	0.0	0.0	0.0	0.0	9,426.1	9,344.2	9,344.2	100.0%
Fund Sources:								
1002 Fed Rcpts (Fed)	0.0	0.0	0.0	0.0	642.3	642.3	642.3	100.0%
1004 Gen Fund (UGF)	0.0	0.0	0.0	0.0	5,720.7	5,720.7	5,720.7	100.0%
1007 I/A Rcpts (Other)	0.0	0.0	0.0	0.0	360.6	360.6	360.6	100.0%
1048 Univ Rcpt (DGF)	0.0	0.0	0.0	0.0	2,387.7	2,387.7	2,387.7	100.0%
1151 VoTech Ed (DGF)	0.0	0.0	0.0	0.0	81.9	0.0	0.0	0.0%
1174 UA I/A (Other)	0.0	0.0	0.0	0.0	232.9	232.9	232.9	100.0%
Unrestricted General (UGF)	0.0	0.0	0.0	0.0	5,720.7	5,720.7	5,720.7	100.0%
Designated General (DGF)	0.0	0.0	0.0	0.0	2,469.6	2,387.7	2,387.7	100.0%
Other Funds	0.0	0.0	0.0	0.0	593.5	593.5	593.5	100.0%
Federal Funds	0.0	0.0	0.0	0.0	642.3	642.3	642.3	100.0%
Positions:								
Permanent Full Time	0	0	0	0	66	66	66	100.0%
Permanent Part Time	0	0	0	0	4	4	4	100.0%
Non Permanent	0	0	0	0	0	0	0	0.0%

Change Record Detail - Multiple Scenarios with Descriptions
University of Alaska

Component: College of Indigenous Studies (3530)

RDU: University of Alaska Fairbanks (236)

Scenario/Change Record Title	Trans Type	Totals	Personal Services	Travel	Services	Commodities	Capital Outlay	Grants, Benefits	Miscellaneous	Positions		NP
										PFT	PPT	
	Subtotal	0.0	0.0	0.0	0.0	0.0	0.0	0.0	0.0	0	0	0
***** Changes From FY2025 Management Plan To FY2026 Governor Adjusted Base *****												
Salaries and Benefits												
	SalAdj	153.0	153.0	0.0	0.0	0.0	0.0	0.0	0.0	0	0	0
1004 Gen Fund		116.7										
1048 Univ Rcpt		36.3										
In accordance with the University of Alaska's (UA) mission, the university is committed to providing a competitive total compensation package, including salary and benefits, that will attract, retain, and reward high-performing employees who share a passion for higher education. The University of Alaska strives to make employee compensation performance-based, competitive to institutions with similar missions, and commensurate with the individual's level of responsibility.												
The FY2026 budget request includes a wage increase for employee groups as required by collective bargaining agreements and 2.75 percent wage increase for non-union staff.												
The United Academics (UNAC, expires on 12/31/24) and United Academics Adjuncts (UNAD, expires 6/30/25) contracts expire in FY2025 and no increase has yet been negotiated for FY2026. Once a tentative agreement has been reached with a union, a funding request will be made through the appropriate legislative process. If the collective bargaining agreement is subsequently not approved by the University of Alaska Board of Regents, the State Department of Administration, or is not ratified by the bargaining unit members, the funding request will be withdrawn.												
Staff Benefits Under Recovery and Healthcare												
	SalAdj	273.4	273.4	0.0	0.0	0.0	0.0	0.0	0.0	0	0	0
1004 Gen Fund		273.4										
In accordance with the University of Alaska's (UA) mission, the university is committed to providing a competitive total compensation package, including salary and benefits, that will attract, retain, and reward high-performing employees who share a passion for higher education. The University of Alaska strives to make employee compensation performance-based, competitive to institutions with similar missions, and commensurate with the individual's level of responsibility.												
In FY2026, the university's medical (including dental and vision) plan is expecting an increase in premium costs (\$7.0 million) and under-recovery in FY2024 (\$10.8 million). The FY2026 budget includes a \$14.3 million (\$17.8 million total) request to help offset the cost increases.												
Transfer of Funding and Positions from College of Rural and Community Development to College of Indigenous Studies												
	Trin	8,999.7	7,072.1	329.0	1,020.1	159.7	35.0	383.8	0.0	66	4	0
1002 Fed Rcpts		642.3										
1004 Gen Fund		5,330.6										
1007 I/A Rcpts		360.6										
1048 Univ Rcpt		2,351.4										
1151 VoTech Ed		81.9										
1174 UA I/A		232.9										

The University of Alaska Fairbanks changed the name of the College of Rural and Community Development to the College of Indigenous Studies. This transfer of funding and positions reflects this change.

Change Record Detail - Multiple Scenarios with Descriptions
University of Alaska

Component: College of Indigenous Studies (3530)
RDU: University of Alaska Fairbanks (236)

Scenario/Change Record Title	Trans Type	Totals	Personal Services	Travel	Services	Commodities	Capital Outlay	Grants, Benefits	Miscellaneous	Positions		NP
										PFT	PPT	
	Subtotal	9,426.1	7,498.5	329.0	1,020.1	159.7	35.0	383.8	0.0	66	4	0
***** Changes From FY2026 Governor Adjusted Base To FY2026 Governor *****												
Reverse Alaska Performance Scholarship; Eligibility Ch4 SLA2024 (HB148) (Sec2 Ch7 SLA2024 P46 L21 (HB268))												
	Dec	-81.9	0.0	0.0	-81.9	0.0	0.0	0.0	0.0	0	0	0
1151 VoTech Ed		-81.9										
This legislation removes the sunset date and changes the funding allocations for program and grant distributions under AS 23.15.835(d) for the Alaska Technical and Vocational Education Program (TVEP).												
Funding authorization for the administrative portion of the TVEP program in the Workforce Investment Board component was included in the FY2025 Governor's budget. This fiscal note modifies the amount available to be distributed to TVEP grant recipients based on FY2025 revenue projections.												
	Totals	9,344.2	7,498.5	329.0	938.2	159.7	35.0	383.8	0.0	66	4	0

State of Alaska FY2026 Governor's Operating Budget

University of Alaska Fairbanks Campus Component Budget Summary

Component: Fairbanks Campus

Contribution to Department's Mission

See Troth Yeddha' Campus component due to name change.

Core Services

- Delivers high-quality undergraduate and graduate education, emphasizing original student research and scholarship.
- Integrates teaching, research, creative activity, and public service.
- Expands knowledge of the occurrence and use of natural resources, including minerals, petroleum, forests, wildlife, agriculture, fisheries, and their associated economics.
- Conducts internationally prominent research on natural sciences, particularly phenomena of high latitudes or the Alaska region, such as the aurora, earthquakes, volcanoes, glaciers, oceans and seas, and the Arctic climate.
- Leads the documentation and study of Alaska Native cultures and languages.
- Develops multicultural understanding, research and education on rural health issues, and cross-cultural interaction in the human service professions.
- Serves as the major academic and cultural center for Interior Alaska.
- Serves as the research campus for the University of Alaska system, through the activities of its component research institutes, centers, laboratories, and related research facilities, making significant contributions to basic and applied science and engineering on State, national and international levels.
- Assists natural resource managers; develops an understanding of natural phenomena; preserves, interprets and disseminates cultural knowledge; and contributes to improved engineering of northern roads, airports, structures, and other facilities.
- Consists of seven major research institutes: Institute of Arctic Biology, Institute of Marine Science, Institute of Northern Engineering, Geophysical Institute, International Arctic Research Center, Agricultural and Forestry Experiment Station, and Alaska Center for Energy and Power.
- Other research centers include: Center for Arctic Policy Studies, Alaska Center for Unmanned Aircraft Systems Integration, Alaska Climate Research Center, Alaska Earthquake Center, Wilson Alaska Technical Center, Alaska University Transportation Center, NIH COBRE-funded Center for Transformative Research in Metabolism, Center for OneHealth Research, and Alaska Blue Economy Center.
- Other research units include: Office of Intellectual Property and Commercialization, Alaska Volcano Observatory, Geographic Information Network of Alaska, and Mineral Industry Research Laboratory.
- Statewide research programs led by UAF include: Alaska NSF Established Program to Stimulate Competitive Research, Alaska NASA Established Program to Stimulate Competitive Research, Alaska IDeA Network of Biomedical Research Excellence, and the Biomedical Learning and Student Training program.

Major Component Accomplishments in 2024

See University of Alaska Fairbanks Results Delivery Unit.

Key Component Challenges

See University of Alaska Fairbanks Results Delivery Unit.

Significant Changes in Results to be Delivered in FY2026

See University of Alaska Fairbanks Results Delivery Unit.

Statutory and Regulatory Authority

Smith-Lever Act of 1914

Memorandum of Understanding between the University of Alaska and the United States Department of Agriculture on Cooperative Extension work in Agriculture and Home Economics.

Contact Information
<p>Contact: Michelle Rizk, Vice President, University Relations Phone: (907) 450-8187 E-mail: marizk@alaska.edu</p>

**Fairbanks Campus
Personal Services Information**

Authorized Positions			Personal Services Costs	
	FY2025 Management Plan	FY2026 Governor		
Full-time	1765	0	Annual Salaries	0
Part-time	182	0	Premium Pay	0
Nonpermanent	0	0	Annual Benefits	0
			<i>Less % Vacancy Factor</i>	()
			Lump Sum Premium Pay	0
Totals	1947	0	Total Personal Services	

Position Classification Summary

Job Class Title	Anchorage	Fairbanks	Juneau	Others	Total
No personal services.					
Totals	0	0	0	0	0

Component Detail All Funds
University of Alaska

Component: Fairbanks Campus (741)
RDU: University of Alaska Fairbanks (236)

Non-Formula Component

	FY2024 Actuals	FY2025 Enrolled	FY2025 Authorized	FY2025 Management Plan	FY2026 Governor Adjusted Base	FY2026 Governor	FY2025 Management Plan vs FY2026 Governor	
1000 Personal Services	246,542.3	284,072.4	284,072.4	277,133.7	0.0	0.0	-277,133.7	-100.0%
2000 Travel	11,065.3	9,772.2	9,772.2	10,321.2	0.0	0.0	-10,321.2	-100.0%
3000 Services	176,546.9	49,296.5	56,239.5	84,413.0	0.0	0.0	-84,413.0	-100.0%
4000 Commodities	51,717.3	45,952.6	45,952.6	51,855.5	0.0	0.0	-51,855.5	-100.0%
5000 Capital Outlay	26,759.7	10,334.4	10,334.4	9,096.5	0.0	0.0	-9,096.5	-100.0%
7000 Grants, Benefits	17,377.3	11,928.2	26,528.2	16,627.9	0.0	0.0	-16,627.9	-100.0%
8000 Miscellaneous	15,183.3	37,887.2	17,887.2	17,892.2	0.0	0.0	-17,892.2	-100.0%
Totals	545,192.1	449,243.5	450,786.5	467,340.0	0.0	0.0	-467,340.0	-100.0%
Fund Sources:								
1002 Fed Rcpts (Fed)	145,379.5	139,810.0	139,810.0	142,704.9	0.0	0.0	-142,704.9	-100.0%
1003 GF/Match (UGF)	4,739.3	4,739.3	4,739.3	4,739.3	0.0	0.0	-4,739.3	-100.0%
1004 Gen Fund (UGF)	142,727.8	136,216.9	137,759.9	147,560.0	0.0	0.0	-147,560.0	-100.0%
1007 I/A Rcpts (Other)	2,050.9	1,443.1	1,443.1	1,443.1	0.0	0.0	-1,443.1	-100.0%
1037 GF/MH (UGF)	50.0	50.0	50.0	50.0	0.0	0.0	-50.0	-100.0%
1048 Univ Rcpt (DGF)	162,615.0	118,178.6	118,178.6	121,661.1	0.0	0.0	-121,661.1	-100.0%
1061 CIP Rcpts (Other)	3,283.5	3,349.4	3,349.4	3,349.4	0.0	0.0	-3,349.4	-100.0%
1151 VoTech Ed (DGF)	834.4	0.0	0.0	376.0	0.0	0.0	-376.0	-100.0%
1174 UA I/A (Other)	83,433.0	32,956.2	32,956.2	32,956.2	0.0	0.0	-32,956.2	-100.0%
1226 High Ed (DGF)	0.0	12,500.0	12,500.0	12,500.0	0.0	0.0	-12,500.0	-100.0%
1265 COVID Fed (Fed)	78.7	0.0	0.0	0.0	0.0	0.0	0.0	0.0%
Unrestricted General (UGF)	147,517.1	141,006.2	142,549.2	152,349.3	0.0	0.0	-152,349.3	-100.0%
Designated General (DGF)	163,449.4	130,678.6	130,678.6	134,537.1	0.0	0.0	-134,537.1	-100.0%
Other Funds	88,767.4	37,748.7	37,748.7	37,748.7	0.0	0.0	-37,748.7	-100.0%
Federal Funds	145,458.2	139,810.0	139,810.0	142,704.9	0.0	0.0	-142,704.9	-100.0%
Positions:								
Permanent Full Time	1,609	1,609	1,609	1,765	0	0	-1,765	-100.0%
Permanent Part Time	137	137	137	182	0	0	-182	-100.0%
Non Permanent	0	0	0	0	0	0	0	0.0%

Change Record Detail - Multiple Scenarios with Descriptions
University of Alaska

Component: Fairbanks Campus (741)
RDU: University of Alaska Fairbanks (236)

Scenario/Change Record Title	Trans Type	Totals	Personal Services	Travel	Services	Commodities	Capital Outlay	Grants, Benefits	Miscellaneous	PFT	Positions PPT	NP
***** Changes From FY2025 Enrolled To FY2025 Authorized *****												
FY2025 Enrolled	Enrolled	429,243.5	284,072.4	9,772.2	49,296.5	45,952.6	10,334.4	11,928.2	17,887.2	1,609	137	0
1002 Fed Rcpts	139,810.0											
1003 GF/Match	4,739.3											
1004 Gen Fund	130,816.9											
1007 I/A Rcpts	1,443.1											
1037 GF/MH	50.0											
1048 Univ Rcpt	116,078.6											
1061 CIP Rcpts	3,349.4											
1174 UA I/A	32,956.2											
Assist the UA Fairbanks to Achieve R1 Research Status Sec45 Ch7 SLA2024 P109 L24 (HB268) (FY25-FY27)												
	Enrol(L)	20,000.0	0.0	0.0	0.0	0.0	0.0	0.0	20,000.0	0	0	0
1004 Gen Fund	5,400.0											
1048 Univ Rcpt	2,100.0											
1226 High Ed	12,500.0											
* Sec. 45. UNIVERSITY OF ALASKA.												
The sum of \$20,000,000 is appropriated to the University of Alaska Fairbanks to assist the University of Alaska Fairbanks in achieving R1 research status, as defined by the Carnegie Classification of Institutions of Higher Education, for the fiscal years ending June 30, 2025, June 30, 2026, and June 30, 2027, from the following sources:												
(1) \$12,500,000 from the Alaska higher education investment fund (AS 37.14.750);												
(2) \$2,100,000 from university receipts;												
(3) \$5,400,000 from the general fund.												
Achieve Research Tier 1 Status (FY2025-FY2027) Sec45 Ch7 SLA2024 P109 L24 (HB268)												
	Veto	-5,400.0	0.0	0.0	0.0	0.0	0.0	0.0	-5,400.0	0	0	0
1004 Gen Fund	-5,400.0											
Preserve general funds for savings and fiscal stability. Retains \$14,600.0 to achieve Research Tier 1 status.												
Extend Critical Minerals & Rare Earth Elements Research & Development Sec74 Ch11 SLA2022 P185 L18 (HB281) (FY23-FY26)												
	CarryFwd	1,226.8	0.0	0.0	1,226.8	0.0	0.0	0.0	0.0	0	0	0
1004 Gen Fund	1,226.8											

* Sec. 45. UNIVERSITY OF ALASKA.

The sum of \$20,000,000 is appropriated to the University of Alaska Fairbanks to assist the University of Alaska Fairbanks in achieving R1 research status, as defined by the Carnegie Classification of Institutions of Higher Education, for the fiscal years ending June 30, 2025, June 30, 2026, and June 30, 2027, from the following sources:

- (1) \$12,500,000 from the Alaska higher education investment fund (AS 37.14.750);
- (2) \$2,100,000 from university receipts;
- (3) \$5,400,000 from the general fund.

Achieve Research Tier 1 Status (FY2025-FY2027) Sec45 Ch7 SLA2024 P109 L24 (HB268)

	Veto	-5,400.0	0.0	0.0	0.0	0.0	0.0	0.0	-5,400.0	0	0	0
1004 Gen Fund		-5,400.0										

Preserve general funds for savings and fiscal stability. Retains \$14,600.0 to achieve Research Tier 1 status.

Extend Critical Minerals & Rare Earth Elements Research & Development Sec74 Ch11 SLA2022 P185 L18 (HB281) (FY23-FY26)

	CarryFwd	1,226.8	0.0	0.0	1,226.8	0.0	0.0	0.0	0.0	0	0	0
1004 Gen Fund		1,226.8										

Sec22 Ch7 SLA2024 P96 L7 (HB268) (FY23-FY26)

Section 74, ch. 11, SLA 2022, is amended to read: Sec. 74. UNIVERSITY OF ALASKA. The sum of \$29,800,000 is appropriated from the general fund to the University of Alaska for responding to the negative economic impacts of COVID-19 for the fiscal years ending June 30, 2023, [AND] June 30, 2024, June 30,

Change Record Detail - Multiple Scenarios with Descriptions
University of Alaska

Component: Fairbanks Campus (741)
RDU: University of Alaska Fairbanks (236)

Scenario/Change Record Title	Trans Type	Totals	Personal Services	Travel	Services	Commodities	Capital Outlay	Grants, Benefits	Miscellaneous	Positions		NP										
										PFT	PPT											
2025, and June 30, 2026, for the following purposes and in the following amounts:																						
Critical minerals and rare earth elements research and development: \$7,800,000																						
Original Appropriation Sec74 Ch7 SLA2022 P185 L18 (HB281) (FY23-FY24): \$7,800.0																						
FY2023 Allocated to Fairbanks Campus: \$5,800.0																						
FY2023 Expenditures: \$1,198.8																						
FY2024 Expenditures: \$3,374.4																						
FY2025 Carryforward: \$1,226.8																						
This transaction allows the University of Alaska to continue to expend funds through FY2026.																						
Extend Heavy Oil Recovery Method Research and Development Sec74 Ch11 SLA2022 P185 L20 (HB281) (FY23-FY26)																						
	CarryFwd	2,409.7	0.0	0.0	2,409.7	0.0	0.0	0.0	0.0	0	0	0										
1004 Gen Fund		2,409.7																				
Sec22 Ch7 SLA2024 P96 L9 (HB268) (FY23-FY26)																						
Section 74, ch. 11, SLA 2022, is amended to read: Sec. 74. UNIVERSITY OF ALASKA. The sum of \$29,800,000 is appropriated from the general fund to the University of Alaska for responding to the negative economic impacts of COVID-19 for the fiscal years ending June 30, 2023, [AND] June 30, 2024, June 30, 2025, and June 30, 2026, for the following purposes and in the following amounts:																						
Heavy oil recovery method research and development \$5,000,000																						
Original Appropriation Sec74 Ch7 SLA2022 P185 L20 (HB281) (FY23-FY24): \$5,000.0																						
FY2023 Expenditures: \$1,046.3																						
FY2024 Expenditures: \$1,544.0																						
FY2025 Carryforward: \$2,409.7																						
This transaction allows the University of Alaska to continue to expend funds through FY2026.																						
Extend Mariculture Research and Development Sec74 Ch11 SLA2022 P185 L22 (HB281) (FY23-FY26)																						
	CarryFwd	2,049.6	0.0	0.0	2,049.6	0.0	0.0	0.0	0.0	0	0	0										
1004 Gen Fund		2,049.6																				
Sec22 Ch7 SLA2024 P96 L11 (HB268) (FY23-FY26)																						
Section 74, ch. 11, SLA 2022, is amended to read: Sec. 74. UNIVERSITY OF ALASKA. The sum of \$29,800,000 is appropriated from the general fund to the University of Alaska for responding to the negative economic impacts of COVID-19 for the fiscal years ending June 30, 2023, [AND] June 30, 2024, June 30, 2025, and June 30, 2026, for the following purposes and in the following amounts:																						
Mariculture research and development \$7,000,000																						

Change Record Detail - Multiple Scenarios with Descriptions
University of Alaska

Component: Fairbanks Campus (741)
RDU: University of Alaska Fairbanks (236)

Scenario/Change Record Title	Trans Type	Totals	Personal Services	Travel	Services	Commodities	Capital Outlay	Grants, Benefits	Miscellaneous	PFT	PPT	NP
Original Appropriation Sec74 Ch7 SLA2022 P185 L22 (HB281) (FY23-FY24): \$7,000.0 FY2023 Allocated to Fairbanks Campus: \$5,000.0 - Adjusted Allocated to Fairbanks Campus: \$4,659.8 FY2023 Expenditures: \$693.5 FY2024 Adjustment Decrease: (\$340.2) FY2024 Expenditures: \$1,916.7 FY2025 Carryforward: \$2,049.6												
This transaction allows the University of Alaska to continue to expend funds through FY2026.												
Extend University of Alaska Drone Program Sec74 Ch11 SLA2022 P185 L17 (HB281) (FY23-FY26)												
1004 Gen Fund	CarryFwd	1,256.9	0.0	0.0	1,256.9	0.0	0.0	0.0	0.0	0	0	0
Sec22 Ch7 SLA2024 P96 L6 (HB268) (FY23-FY26)												
Section 74, ch. 11, SLA 2022, is amended to read: Sec. 74. UNIVERSITY OF ALASKA. The sum of \$29,800,000 is appropriated from the general fund to the University of Alaska for responding to the negative economic impacts of COVID-19 for the fiscal years ending June 30, 2023, [AND] June 30, 2024, June 30, 2025, and June 30, 2026, for the following purposes and in the following amounts:												
University of Alaska drone program \$10,000,000												
Original Appropriation Sec74 Ch7 SLA2022 P185 L17 (HB281) (FY23-FY24): \$10,000.0 FY2023 Allocated to Fairbanks Campus: \$9,600.0 FY2023 Expenditure: \$2,722.3 FY2024 Expenditure: \$5,620.8 FY2025 Carryforward:\$1,256.9												
This transaction allows the University of Alaska to continue to expend funds through FY2026.												
Assist the University of Alaska Fairbanks to Achieve R1 Research Status Sec45 Ch7 SLA2024 P109 L24 (HB268) (FY25-FY27)												
	LIT	0.0	0.0	0.0	0.0	0.0	0.0	14,600.0	-14,600.0	0	0	0
Moving expenditures from miscellaneous to grants and benefits.												
<hr/>												
	Subtotal	450,786.5	284,072.4	9,772.2	56,239.5	45,952.6	10,334.4	26,528.2	17,887.2	1,609	137	0
***** Changes From FY2025 Authorized To FY2025 Management Plan *****												
Transfer General Funds for Compensation and Fixed Costs Increases												
	Trin	10,248.0	0.0	0.0	10,248.0	0.0	0.0	0.0	0.0	0	0	0
1004 Gen Fund		10,248.0										

Change Record Detail - Multiple Scenarios with Descriptions
University of Alaska

Component: Fairbanks Campus (741)
RDU: University of Alaska Fairbanks (236)

Scenario/Change Record Title	Trans Type	Totals	Personal Services	Travel	Services	Commodities	Capital Outlay	Grants, Benefits	Miscellaneous	Positions		NP
										PFT	PPT	
Distribute compensation and fixed cost increases to align with estimated expenditures in FY2025.												
Budget Reductions/Additions – Systemwide: (\$22,427.7)												
Systemwide Services: \$816.9												
Office of Information Technology: \$1,230.8												
Anchorage Campus: \$6,776.8												
Kenai Peninsula College: \$367.9												
Kodiak College: \$127.3												
Matanuska-Susitna College: \$299.6												
Prince William Sound College: \$149.4												
Fairbanks Campus: \$10,248.0												
Bristol Bay Campus: \$46.7												
Chukchi Campus: \$25.7												
College of Rural and Community Development: \$232.2												
Interior Alaska Campus: \$76.2												
Kuskokwim Campus: \$132.4												
Northwest Campus: \$60.9												
University of Alaska Fairbanks Community Technical College: \$316.3												
Juneau Campus: \$1,200.3												
Ketchikan Campus: \$158.6												
Sitka Campus: \$161.7												
Distribute Federal Receipt Authority												
	Trin	2,894.9	0.0	0.0	2,894.9	0.0	0.0	0.0	0.0	0	0	0
1002 Fed Rcpts		2,894.9										
Distribute federal receipt authority to better align estimated expenditures in FY2025.												
Budget Reductions/Additions – Systemwide: (\$3,511.1)												
Anchorage Campus: \$599.4												
Small Business Development Center: \$16.8												
Fairbanks Campus: \$2,894.9												
Distribute University of Alaska Receipt Authority												
	Trin	3,482.5	0.0	0.0	3,482.5	0.0	0.0	0.0	0.0	0	0	0
1048 Univ Rcpt		3,482.5										
Distribute University of Alaska Receipt Authority to better align with estimated expenditures in FY2025.												
Budget Reductions/Additions – Systemwide: (\$7,590.2)												
Systemwide Services: (\$3,277.4)												
Office of Information Technology: \$300.0												

Change Record Detail - Multiple Scenarios with Descriptions
University of Alaska

Component: Fairbanks Campus (741)
RDU: University of Alaska Fairbanks (236)

Scenario/Change Record Title	Trans Type	Totals	Personal Services	Travel	Services	Commodities	Capital Outlay	Grants, Benefits	Miscellaneous	Positions		NP
										PFT	PPT	
Anchorage Campus: \$2,689.5												
Kenai Peninsula College: \$69.3												
Kodiak College: \$35.0												
Matanuska-Susitna College: \$221.0												
Prince William Sound College: \$21.8												
Fairbanks Campus: \$3,482.5												
Bristol Bay Campus: \$31.0												
Chukchi Campus: \$16.1												
College of Rural and Community Development: \$20.8												
Interior Alaska Campus: \$46.9												
Kuskokwim Campus: \$50.6												
Northwest Campus: \$17.9												
University of Alaska Fairbanks Community Technical College: \$38.2												
Juneau Campus: \$427.0												
Ketchikan Campus: \$42.6												
Sitka Campus: \$49.7												
Education Trust of Alaska: \$3,307.7												
Transfer Technical Vocational Education Program Funds to Align with Distributions												
	Trin	376.0	0.0	0.0	376.0	0.0	0.0	0.0	0.0	0	0	0
1151 VoTech Ed		376.0										
Transfers between allocations to reallocate Technical Vocational Education Program funding to FY2025 Programs approved by the University of Alaska Workforce Development Committee.												
Budget Reductions/Additions – Systemwide: (\$6,151.0)												
Systemwide Services: \$218.5												
Anchorage Campus: \$1,504.2												
Kenai Peninsula College: \$648.4												
Kodiak College: \$575.2												
Matanuska-Susitna College: \$180.1												
Prince William Sound College: \$77.4												
Fairbanks Campus: \$376.0												
College of Rural and Community Development: \$81.9												
Interior Alaska Campus: \$94.5												
Kuskokwim Campus: \$47.4												
Northwest Campus: \$47.3												
University of Alaska Fairbanks Community Technical College: \$1,193.4												
Juneau Campus: \$334.3												
Ketchikan Campus: \$513.2												
Sitka Campus: \$259.2												

Change Record Detail - Multiple Scenarios with Descriptions
University of Alaska

Component: Fairbanks Campus (741)
RDU: University of Alaska Fairbanks (236)

Scenario/Change Record Title	Trans Type	Totals	Personal Services	Travel	Services	Commodities	Capital Outlay	Grants, Benefits	Miscellaneous	Positions		NP
										PFT	PPT	
Transfer General Funds for Mining and Petroleum Training Service Program Move												
1004 Gen Fund	Trout	-447.9	0.0	0.0	-447.9	0.0	0.0	0.0	0.0	0	0	0
Transfer of general funds between allocations to align with the Mining and Petroleum Training Services (MPTS) program movement.												
Fairbanks Campus: (\$447.9) University of Alaska Fairbanks Community Technical College: \$447.9												
Position Adjustments for Anticipated Position Count												
	PosAdj	0.0	0.0	0.0	0.0	0.0	0.0	0.0	0.0	156	45	0
Position adjustments deemed necessary to accurately reflect the FY2025 Management Plan.												
Align Authority with Anticipated Expenditures												
	LIT	0.0	-6,938.7	549.0	11,620.0	5,902.9	-1,237.9	-9,900.3	5.0	0	0	0
Transfers between expenditure categories that the University of Alaska management and the Board of Regents have deemed necessary to accurately reflect expenditure levels for FY2025.												
Subtotal		467,340.0	277,133.7	10,321.2	84,413.0	51,855.5	9,096.5	16,627.9	17,892.2	1,765	182	0
***** Changes From FY2025 Management Plan To FY2026 Governor Adjusted Base *****												
Extend Critical Minerals & Rare Earth Elements Research & Development Sec74 Ch11 SLA2022 P185 L18 (HB281) (FY23-FY26)												
	CarryFwd	0.0	0.0	0.0	0.0	0.0	0.0	0.0	0.0	0	0	0
Zero-dollar transaction for carryforward tracking.												
Sec22 Ch7 SLA2024 P96 L7 (HB268) (FY23-FY26)												
Section 74, ch. 11, SLA 2022, is amended to read: Sec. 74. UNIVERSITY OF ALASKA. The sum of \$29,800,000 is appropriated from the general fund to the University of Alaska for responding to the negative economic impacts of COVID-19 for the fiscal years ending June 30, 2023, [AND] June 30, 2024, June 30, 2025, and June 30, 2026, for the following purposes and in the following amounts:												
Critical minerals and rare earth elements research and development: \$7,800,000												
Original Appropriation Sec74 Ch7 SLA2022 P185 L18 (HB281) (FY23-FY24): \$7,800.0												
FY2023 Allocated to Fairbanks Campus: \$5,800.0												
FY2023 Expenditures: \$1,198.8												
FY2024 Expenditures: \$3,374.4												
FY2025 Carryforward: \$1,226.8												

Change Record Detail - Multiple Scenarios with Descriptions
University of Alaska

Component: Fairbanks Campus (741)
RDU: University of Alaska Fairbanks (236)

Scenario/Change Record Title	Trans Type	Totals	Personal Services	Travel	Services	Commodities	Capital Outlay	Grants, Benefits	Miscellaneous	Positions		NP										
										PFT	PPT											
This transaction allows the University of Alaska to continue to expend funds through FY2026.																						
Extend Heavy Oil Recovery Method Research and Development Sec74 Ch11 SLA2022 P185 L20 (HB281) (FY23-FY26)																						
	CarryFwd	0.0	0.0	0.0	0.0	0.0	0.0	0.0	0.0	0	0	0										
Zero-dollar transaction for carryforward tracking.																						
Sec22 Ch7 SLA2024 P96 L9 (HB268) (FY23-FY26)																						
Section 74, ch. 11, SLA 2022, is amended to read: Sec. 74. UNIVERSITY OF ALASKA. The sum of \$29,800,000 is appropriated from the general fund to the University of Alaska for responding to the negative economic impacts of COVID-19 for the fiscal years ending June 30, 2023, [AND] June 30, 2024, June 30, 2025, and June 30, 2026, for the following purposes and in the following amounts:																						
Heavy oil recovery method research and development \$5,000,000																						
Original Appropriation Sec74 Ch7 SLA2022 P185 L20 (HB281) (FY23-FY24): \$5,000.0																						
FY2023 Expenditures: \$1,046.3																						
FY2024 Expenditures: \$1,544.0																						
FY2025 Carryforward: \$2,409.7																						
This transaction allows the University of Alaska to continue to expend funds through FY2026.																						
Extend Mariculture Research and Development Sec74 Ch11 SLA2022 P185 L22 (HB281) (FY23-FY26)																						
	CarryFwd	0.0	0.0	0.0	0.0	0.0	0.0	0.0	0.0	0	0	0										
Zero-dollar transaction for carryforward tracking.																						
Sec22 Ch7 SLA2024 P96 L11 (HB268) (FY23-FY26)																						
Section 74, ch. 11, SLA 2022, is amended to read: Sec. 74. UNIVERSITY OF ALASKA. The sum of \$29,800,000 is appropriated from the general fund to the University of Alaska for responding to the negative economic impacts of COVID-19 for the fiscal years ending June 30, 2023, [AND] June 30, 2024, June 30, 2025, and June 30, 2026, for the following purposes and in the following amounts:																						
Mariculture research and development \$7,000,000																						
Original Appropriation Sec74 Ch7 SLA2022 P185 L22 (HB281) (FY23-FY24): \$7,000.0																						
FY2023 Allocated to Fairbanks Campus: \$5,000.0 - Adjusted Allocated to Fairbanks Campus: \$4,659.8																						
FY2023 Expenditures: \$693.5																						
FY2024 Adjustment Decrease: (\$340.2)																						
FY2024 Expenditures: \$1,916.7																						
FY2025 Carryforward: \$2,049.6																						

Change Record Detail - Multiple Scenarios with Descriptions
University of Alaska

Component: Fairbanks Campus (741)
RDU: University of Alaska Fairbanks (236)

Scenario/Change Record Title	Trans Type	Totals	Personal Services	Travel	Services	Commodities	Capital Outlay	Grants, Benefits	Miscellaneous	Positions		NP										
										PFT	PPT											
This transaction allows the University of Alaska to continue to expend funds through FY2026.																						
Extend University of Alaska Drone Program Sec74 Ch11 SLA2022 P185 L17 (HB281) (FY23-FY26)																						
	CarryFwd	0.0	0.0	0.0	0.0	0.0	0.0	0.0	0.0	0	0	0										
Zero-dollar transaction for carryforward tracking.																						
Sec22 Ch7 SLA2024 P96 L6 (HB268) (FY23-FY26)																						
Section 74, ch. 11, SLA 2022, is amended to read: Sec. 74. UNIVERSITY OF ALASKA. The sum of \$29,800,000 is appropriated from the general fund to the University of Alaska for responding to the negative economic impacts of COVID-19 for the fiscal years ending June 30, 2023, [AND] June 30, 2024, June 30, 2025, and June 30, 2026, for the following purposes and in the following amounts:																						
University of Alaska drone program \$10,000,000																						
Original Appropriation Sec74 Ch7 SLA2022 P185 L17 (HB281) (FY23-FY24): \$10,000.0																						
FY2023 Allocated to Fairbanks Campus: \$9,600.0																						
FY2023 Expenditure: \$2,722.3																						
FY2024 Expenditure: \$5,620.8																						
FY2025 Carryforward:\$1,256.9																						
This transaction allows the University of Alaska to continue to expend funds through FY2026.																						
Assist the University of Alaska Fairbanks to Achieve R1 Research Status (FY2025-FY2027)																						
	CarryFwd	0.0	0.0	0.0	0.0	0.0	0.0	0.0	0.0	0	0	0										
Zero dollar transaction for carryforward tracking.																						
* Sec. 45. UNIVERSITY OF ALASKA.																						
The sum of \$14,600,000 is appropriated to the 25 University of Alaska Fairbanks to assist the University of Alaska Fairbanks in achieving R1 research status, as defined by the Carnegie Classification of Institutions of Higher Education, for the fiscal years ending June 30, 2025, June 30, 2026, and June 30, 2027, from the 28 following sources:																						
(1) \$12,500,000 from the Alaska higher education investment fund 30 (AS 37.14.750);																						
(2) \$2,100,000 from university receipts;																						
Reverse Extend University of Alaska Drone Program Sec74 Ch11 SLA2022 P185 L17 (HB281) (FY23-FY26)																						
	OTI	-1,256.9	0.0	0.0	-1,256.9	0.0	0.0	0.0	0.0	0	0	0										
1004 Gen Fund		-1,256.9																				
Sec22 Ch7 SLA2024 P96 L6 (HB268) (FY23-FY26)																						

Change Record Detail - Multiple Scenarios with Descriptions
University of Alaska

Component: Fairbanks Campus (741)
RDU: University of Alaska Fairbanks (236)

Scenario/Change Record Title	Trans Type	Totals	Personal Services	Travel	Services	Commodities	Capital Outlay	Grants, Benefits	Miscellaneous	Positions		NP										
										PFT	PPT											
Section 74, ch. 11, SLA 2022, is amended to read: Sec. 74. UNIVERSITY OF ALASKA. The sum of \$29,800,000 is appropriated from the general fund to the University of Alaska for responding to the negative economic impacts of COVID-19 for the fiscal years ending June 30, 2023, [AND] June 30, 2024, June 30, 2025, and June 30, 2026, for the following purposes and in the following amounts:																						
University of Alaska drone program \$10,000,000																						
Original Appropriation Sec74 Ch7 SLA2022 P185 L17 (HB281) (FY23-FY24): \$10,000.0																						
FY2023 Allocated to Fairbanks Campus: \$9,600.0																						
FY2023 Expenditure: \$2,722.3																						
FY2024 Expenditure: \$5,620.8																						
FY2025 Carryforward:\$1,256.9																						
This transaction allows the University of Alaska to continue to expend funds through FY2026.																						
Reverse Extend Mariculture Research and Development Sec74 Ch11 SLA2022 P185 L22 (HB281) (FY23-FY26)																						
1004 Gen Fund	OTI	-2,049.6	0.0	0.0	-2,049.6	0.0	0.0	0.0	0.0	0	0	0										
Sec22 Ch7 SLA2024 P96 L11 (HB268) (FY23-FY26)																						
Section 74, ch. 11, SLA 2022, is amended to read: Sec. 74. UNIVERSITY OF ALASKA. The sum of \$29,800,000 is appropriated from the general fund to the University of Alaska for responding to the negative economic impacts of COVID-19 for the fiscal years ending June 30, 2023, [AND] June 30, 2024, June 30, 2025, and June 30, 2026, for the following purposes and in the following amounts:																						
Mariculture research and development \$7,000,000																						
Original Appropriation Sec74 Ch7 SLA2022 P185 L22 (HB281) (FY23-FY24): \$7,000.0																						
FY2023 Allocated to Fairbanks Campus: \$5,000.0 - Adjusted Allocated to Fairbanks Campus: \$4,659.8																						
FY2023 Expenditures: \$693.5																						
FY2024 Adjustment Decrease: (\$340.2)																						
FY2024 Expenditures: \$1,916.7																						
FY2025 Carryforward: \$2,049.6																						
This transaction allows the University of Alaska to continue to expend funds through FY2026.																						
Reverse Extend Heavy Oil Recovery Method Research and Development Sec74 Ch11 SLA2022 P185 L20 (HB281) (FY23-FY26)																						
1004 Gen Fund	OTI	-2,409.7	0.0	0.0	-2,409.7	0.0	0.0	0.0	0.0	0	0	0										
Sec22 Ch7 SLA2024 P96 L9 (HB268) (FY23-FY26)																						

Change Record Detail - Multiple Scenarios with Descriptions
University of Alaska

Component: Fairbanks Campus (741)
RDU: University of Alaska Fairbanks (236)

Scenario/Change Record Title	Trans Type	Totals	Personal Services	Travel	Services	Commodities	Capital Outlay	Grants, Benefits	Miscellaneous	Positions		NP										
										PFT	PPT											
Section 74, ch. 11, SLA 2022, is amended to read: Sec. 74. UNIVERSITY OF ALASKA. The sum of \$29,800,000 is appropriated from the general fund to the University of Alaska for responding to the negative economic impacts of COVID-19 for the fiscal years ending June 30, 2023, [AND] June 30, 2024, June 30, 2025, and June 30, 2026, for the following purposes and in the following amounts:																						
Heavy oil recovery method research and development \$5,000,000																						
Original Appropriation Sec74 Ch7 SLA2022 P185 L20 (HB281) (FY23-FY24): \$5,000.0																						
FY2023 Expenditures: \$1,046.3																						
FY2024 Expenditures: \$1,544.0																						
FY2025 Carryforward: \$2,409.7																						
This transaction allows the University of Alaska to continue to expend funds through FY2026.																						
Reverse Extend Critical Minerals & Rare Earth Elements Research & Dev. Sec74 Ch11 SLA2022 P185 L18 (HB281) (FY23-FY26)																						
1004 Gen Fund	OTI	-1,226.8	0.0	0.0	-1,226.8	0.0	0.0	0.0	0.0	0	0	0										
Sec22 Ch7 SLA2024 P96 L7 (HB268) (FY23-FY26)																						
Section 74, ch. 11, SLA 2022, is amended to read: Sec. 74. UNIVERSITY OF ALASKA. The sum of \$29,800,000 is appropriated from the general fund to the University of Alaska for responding to the negative economic impacts of COVID-19 for the fiscal years ending June 30, 2023, [AND] June 30, 2024, June 30, 2025, and June 30, 2026, for the following purposes and in the following amounts:																						
Critical minerals and rare earth elements research and development: \$7,800,000																						
Original Appropriation Sec74 Ch7 SLA2022 P185 L18 (HB281) (FY23-FY24): \$7,800.0																						
FY2023 Allocated to Fairbanks Campus: \$5,800.0																						
FY2023 Expenditures: \$1,198.8																						
FY2024 Expenditures: \$3,374.4																						
FY2025 Carryforward: \$1,226.8																						
This transaction allows the University of Alaska to continue to expend funds through FY2026.																						
Reverse Assist the UA Fairbanks to Achieve R1 Research Status Sec45 Ch7 SLA2024 P109 L24 (HB268) (FY25-FY27)																						
1048 Univ Rcpt	OTI	-14,600.0	0.0	0.0	0.0	0.0	0.0	-14,600.0	0.0	0	0	0										
1226 High Ed		-12,500.0																				
* Sec. 45. UNIVERSITY OF ALASKA.																						
The sum of \$14,600,000 is appropriated to the 25 University of Alaska Fairbanks to assist the University of Alaska Fairbanks in achieving R1 research status, as defined by the Carnegie Classification of Institutions of Higher Education, for the fiscal years ending June 30, 2025, June 30, 2026, and June 30, 2027, from the																						

Change Record Detail - Multiple Scenarios with Descriptions
University of Alaska

Component: Fairbanks Campus (741)
RDU: University of Alaska Fairbanks (236)

Scenario/Change Record Title	Trans Type	Totals	Personal Services	Travel	Services	Commodities	Capital Outlay	Grants, Benefits	Miscellaneous	Positions		NP										
										PFT	PPT											
28 following sources:																						
(1) \$12,500,000 from the Alaska higher education investment fund 30 (AS 37.14.750);																						
(2) \$2,100,000 from university receipts;																						
Reverse Alaska Center for Energy and Power Initiatives through Ongoing Working Groups																						
	OTI	-200.0	0.0	0.0	0.0	0.0	0.0	-200.0	0.0	0	0	0										
1004 Gen Fund		-200.0																				
The Alaska Center for Energy and Power \$200.0 grant is earmarked to actively facilitate, manage, and participate in pivotal ongoing working groups, including the Energy Education Working Group, the Carbon Capture, Utilization, and Storage working group, and the Hydrogen Working Group. By supporting these collaborative efforts, the grant aims to drive innovation, foster knowledge exchange, and accelerate advancements in the critical realms of energy education, carbon capture technologies, and hydrogen utilization—a strategic investment in shaping a more sustainable and resilient energy future.																						
Transfer of Funding and Positions from Fairbanks Campus to Troth Yeddha' Campus																						
	Trout	-445,597.0	-277,133.7	-10,321.2	-77,470.0	-51,855.5	-9,096.5	-1,827.9	-17,892.2	-1,765	-182	0										
1002 Fed Rcpts		-142,704.9																				
1003 GF/Match		-4,739.3																				
1004 Gen Fund		-140,417.0																				
1007 I/A Rcpts		-1,443.1																				
1037 GF/MH		-50.0																				
1048 Univ Rcpt		-119,561.1																				
1061 CIP Rcpts		-3,349.4																				
1151 VoTech Ed		-376.0																				
1174 UA I/A		-32,956.2																				
The University of Alaska Fairbanks changed the name of the Fairbanks Campus to the Troth Yeddha' Campus. This transfer of funding and positions reflects this change.																						
Subtotal		0.0	0.0	0.0	0.0	0.0	0.0	0.0	0.0	0	0	0										
***** Changes From FY2026 Governor Adjusted Base To FY2026 Governor *****																						
Totals		0.0	0.0	0.0	0.0	0.0	0.0	0.0	0.0	0	0	0										

Personal Services Expenditure Detail
University of Alaska

Component: Fairbanks Campus (741)
RDU: University of Alaska Fairbanks (236)

Notes:

1. If a position is split, an asterisk (*) will appear in the Split/Count column. If the split position is also counted in the component, two asterisks (**) will appear in the column.
2. "Pool" PCN refers to UA temporary positions, such as adjunct faculty; student employees; and other non-permanent staff. Multiple incumbents may share the same labor pool position number and pooled budget.

PCN	Job Class Title	Location	Time Status	Split/ Count	Employee Class	Benefit Rate	Annual Budgeted	Annual	Total	UGF
							Salary	Benefits	Costs	Estimate
200006	Assistant Professor	Fairbanks	FT		United Academics BU	35.4%	71,750	25,400	97,150	42,306
200007	Assistant Professor	Fairbanks	FT		United Academics BU	35.4%	71,750	25,400	97,150	42,306
200008	Assistant Professor	Fairbanks	FT		United Academics BU	35.4%	60,420	21,389	81,809	35,626
200009	Assistant Professor	Fairbanks	FT		United Academics BU	35.4%	60,420	21,389	81,809	35,626
200010	Campus Services Generalist 4	Fairbanks	PT		PERS - Classified	57.2%	28,531	16,320	44,851	19,531
200012	Assistant Professor	Fairbanks	FT		United Academics BU	35.4%	71,750	25,400	97,150	42,306
200013	Assistant Professor	Fairbanks	FT		United Academics BU	35.4%	60,420	21,389	81,809	35,626
200014	Assistant Professor	Fairbanks	FT		United Academics BU	35.4%	66,781	23,640	90,421	39,376
200016	Student Svcs Professional 3	Fairbanks	FT		APT - Exempt Employees	46.2%	60,038	27,738	87,776	38,224
200017	Admin Generalist 4	Fairbanks	FT		PERS - Classified	57.2%	40,400	23,109	63,509	27,657
200018	Admin Generalist 4	Fairbanks	FT		PERS - Classified	57.2%	53,812	30,780	84,592	36,838
200019	Admin Generalist 3	Fairbanks	PT		PERS - Classified	57.2%	15,900	9,095	24,995	10,885
200021	Assistant Professor	Fairbanks	FT		United Academics BU	35.4%	71,751	25,400	97,151	42,307
200023	Communications Specialist 2	Fairbanks	FT		PERS - Classified	57.2%	26,250	15,015	41,265	17,970
200026	Assistant Professor	Fairbanks	FT		United Academics BU	35.4%	82,001	29,028	111,029	1,539
200030	Associate Professor	Fairbanks	FT		United Academics BU	35.4%	119,500	42,303	161,803	70,461
200035	Associate Professor	Fairbanks	FT		United Academics BU	35.4%	103,064	36,485	139,549	60,770
200040	Professor	Fairbanks	FT		United Academics BU	35.4%	60,420	21,389	81,809	35,626
200045	Associate Professor	Fairbanks	FT		United Academics BU	35.4%	78,925	27,939	106,864	46,537
200055	Professor	Fairbanks	FT		United Academics BU	35.4%	98,943	35,026	133,969	58,340
200066	Assistant Professor	Fairbanks	FT		United Academics BU	35.4%	71,750	25,400	97,150	42,306
200072	Crafts & Trades I (CT1)	Fairbanks	FT		AHECTE- Labor Trades & Crafts	51.9%	59,611	30,938	90,549	39,432
200080	Professor	Fairbanks	FT		United Academics BU	35.4%	105,485	37,342	142,827	62,198
200090	Professor	Fairbanks	FT		United Academics BU	35.4%	98,826	34,984	133,810	58,271
200105	Assistant Professor	Fairbanks	FT		United Academics BU	35.4%	71,750	25,400	97,150	42,306
200115	Assistant Professor	Fairbanks	FT		United Academics BU	35.4%	71,750	25,400	97,150	42,306
200136	Student Svcs Professional 3	Fairbanks	PT		APT - Exempt Employees	46.2%	47,075	21,749	68,824	29,971
200137	Student Svcs Professional 3	Fairbanks	FT		APT - Exempt Employees	46.2%	57,692	26,654	84,346	36,731
200140	Professor	Fairbanks	FT		United Academics BU	35.4%	124,839	44,193	169,032	73,609
200156	Associate Professor	Fairbanks	FT		United Academics BU	35.4%	86,800	30,727	117,527	51,180
200160	Professor	Fairbanks	FT		United Academics BU	35.4%	125,534	44,439	169,973	66,853
200166	Director (Academic-Faculty)	Fairbanks	FT		Non-Represented Faculty	30.5%	163,300	49,807	213,107	40,676
200175	Professor	Fairbanks	FT		United Academics BU	35.4%	91,938	32,546	124,484	54,210
200191	Senior Administrator Officer	Fairbanks	FT		Sr. Administrator	30.5%	145,886	44,495	190,381	82,907

Personal Services Expenditure Detail
University of Alaska

Component: Fairbanks Campus (741)
RDU: University of Alaska Fairbanks (236)

Notes:

1. If a position is split, an asterisk (*) will appear in the Split/Count column. If the split position is also counted in the component, two asterisks (**) will appear in the column.
2. "Pool" PCN refers to UA temporary positions, such as adjunct faculty; student employees; and other non-permanent staff. Multiple incumbents may share the same labor pool position number and pooled budget.

PCN	Job Class Title	Location	Time Status	Split/ Count	Employee Class	Benefit Rate	Annual Budgeted	Annual	Total	UGF
							Salary	Benefits	Costs	Estimate
200200	Fac Svcs-MO&U Supervisor 6	Fairbanks	FT		APT - Exempt Employees	46.2%	141,202	65,235	206,437	89,899
200201	Maint Service Worker IV (MSW4)	Fairbanks	FT		AHECTE- Labor Trades & Crafts	51.9%	46,157	23,955	70,112	30,532
200202	IS Net Technician 8	Fairbanks	FT		APT - Exempt Employees	46.2%	81,700	37,745	119,445	52,016
200204	Admin Specialist 2	Fairbanks	FT		PERS - Classified	57.2%	77,754	44,475	122,229	53,228
200206	Maint Service Worker IV (MSW4)	Fairbanks	FT		AHECTE- Labor Trades & Crafts	51.9%	42,614	22,117	64,731	0
200208	Maint Service Worker IV (MSW4)	Fairbanks	FT		AHECTE- Labor Trades & Crafts	51.9%	46,158	23,956	70,114	30,533
200221	Maint Service Worker IV (MSW4)	Fairbanks	FT		AHECTE- Labor Trades & Crafts	51.9%	42,614	22,117	64,731	0
200250	Professor	Fairbanks	FT		United Academics BU	35.4%	91,232	32,296	123,528	53,794
200255	Associate Professor	Fairbanks	FT		United Academics BU	35.4%	111,800	39,577	151,377	65,921
200270	Professor	Fairbanks	FT		United Academics BU	35.4%	105,770	37,443	143,213	62,366
200275	Professor	Fairbanks	FT		United Academics BU	35.4%	97,531	34,526	132,057	57,508
200280	Associate Professor	Fairbanks	FT		United Academics BU	35.4%	78,925	27,939	106,864	46,537
200285	Assistant Professor	Fairbanks	FT		United Academics BU	35.4%	71,750	25,400	97,150	42,306
200291	Associate Professor	Fairbanks	FT		United Academics BU	35.4%	78,925	27,939	106,864	46,537
200296	Professor	Fairbanks	FT		United Academics BU	35.4%	95,076	33,657	128,733	56,060
200311	Assistant Professor	Fairbanks	FT		United Academics BU	35.4%	71,751	25,400	97,151	42,307
200315	Professor	Fairbanks	FT		United Academics BU	35.4%	96,800	34,267	131,067	57,077
200325	Assistant Professor	Fairbanks	FT		United Academics BU	35.4%	71,750	25,400	97,150	42,306
200331	Student Services Manager 1A	Fairbanks	FT		APT - Exempt Employees	46.2%	68,992	31,874	100,866	43,925
200332	Student Svcs Professional 3	Fairbanks	PT		APT - Exempt Employees	46.2%	28,846	13,327	42,173	18,365
200335	Assistant Professor	Fairbanks	FT		United Academics BU	35.4%	71,750	25,400	97,150	42,306
200340	Associate Professor	Fairbanks	FT		United Academics BU	35.4%	95,173	33,691	128,864	56,117
200345	Associate Professor	Fairbanks	FT		United Academics BU	35.4%	78,927	27,940	106,867	46,538
200355	Professor	Fairbanks	FT		United Academics BU	35.4%	112,391	39,786	152,177	66,270
200376	Associate Professor	Fairbanks	FT		United Academics BU	35.4%	124,100	43,931	168,031	73,174
200386	Professor	Fairbanks	FT		United Academics BU	35.4%	85,915	30,414	116,329	50,658
200390	Associate Professor	Fairbanks	FT		United Academics BU	35.4%	79,242	28,052	107,294	46,724
200396	Associate Professor	Fairbanks	FT		United Academics BU	35.4%	84,553	29,932	114,485	49,855
200400	Professor	Fairbanks	FT		United Academics BU	35.4%	139,301	49,313	188,614	82,137
200405	Student Svcs Professional 3	Fairbanks	FT		APT - Exempt Employees	46.2%	66,300	30,631	96,931	42,211
200416	Professor	Fairbanks	FT		United Academics BU	35.4%	125,534	44,439	169,973	66,853
200417	Professor	Fairbanks	FT		United Academics BU	35.4%	73,100	25,877	98,977	43,102
200420	Assistant Professor	Fairbanks	FT		United Academics BU	35.4%	123,900	43,861	167,761	55,359
200425	Assistant Professor	Fairbanks	FT		United Academics BU	35.4%	103,100	36,497	139,597	60,791

Personal Services Expenditure Detail
University of Alaska

Component: Fairbanks Campus (741)
RDU: University of Alaska Fairbanks (236)

Notes:

1. If a position is split, an asterisk (*) will appear in the Split/Count column. If the split position is also counted in the component, two asterisks (**) will appear in the column.
2. "Pool" PCN refers to UA temporary positions, such as adjunct faculty; student employees; and other non-permanent staff. Multiple incumbents may share the same labor pool position number and pooled budget.

PCN	Job Class Title	Location	Time Status	Split/ Count	Employee Class	Benefit Rate	Annual	Annual	Total	UGF
							Budgeted Salary	Benefits	Costs	Estimate
200431	Maint Service Worker IV (MSW4)	Fairbanks	FT		AHECTE- Labor Trades & Crafts	51.9%	46,158	23,956	70,114	0
200435	Associate Professor	Fairbanks	PT		United Academics BU	35.4%	97,161	34,395	131,556	57,290
200440	Professor	Fairbanks	FT		United Academics BU	35.4%	115,020	40,717	155,737	67,820
200450	Professor	Fairbanks	FT		United Academics BU	35.4%	99,447	35,204	134,651	58,637
200455	Professor	Fairbanks	FT		United Academics BU	35.4%	111,938	39,626	151,564	66,003
200460	Assistant Professor	Fairbanks	FT		United Academics BU	35.4%	87,117	30,839	117,956	51,367
200461	Professor	Fairbanks	FT		United Academics BU	35.4%	99,928	35,375	135,303	58,921
200465	Assistant Professor	Fairbanks	FT		United Academics BU	35.4%	60,421	21,389	81,810	35,626
200475	Professor	Fairbanks	FT		United Academics BU	35.4%	104,562	37,015	141,577	61,653
200480	Assistant Professor	Fairbanks	FT		United Academics BU	35.4%	71,750	25,400	97,150	42,306
200500	Assistant Professor	Fairbanks	FT		United Academics BU	35.4%	81,359	28,801	110,160	47,972
200501	Assistant Professor	Fairbanks	FT		United Academics BU	35.4%	71,750	25,400	97,150	42,306
200505	Assistant Professor	Fairbanks	FT		United Academics BU	35.4%	80,500	28,497	108,997	47,466
200516	Associate Professor	Fairbanks	FT		United Academics BU	35.4%	98,451	34,852	133,303	58,050
200531	Maint Service Worker IV (MSW4)	Fairbanks	FT		AHECTE- Labor Trades & Crafts	51.9%	49,982	25,941	75,923	33,063
200535	Associate Professor	Fairbanks	FT		United Academics BU	35.4%	78,925	27,939	106,864	46,537
200540	Assistant Professor	Fairbanks	FT		United Academics BU	35.4%	120,800	42,763	163,563	53,988
200545	Associate Professor	Fairbanks	FT		United Academics BU	35.4%	60,420	21,389	81,809	35,626
200547	IS Professional 3A	Fairbanks	FT		APT - Exempt Employees	46.2%	64,000	29,568	93,568	1,297
200550	Associate Professor	Fairbanks	FT		United Academics BU	35.4%	78,925	27,939	106,864	46,537
200555	Comm Specialist 4 (NE)	Fairbanks	FT		PERS - Classified	57.2%	70,300	40,212	110,512	48,125
200556	Communications Specialist 3	Fairbanks	FT		PERS - Classified	57.2%	58,200	33,290	91,490	39,842
200560	Professor	Fairbanks	FT		United Academics BU	35.4%	91,844	32,513	124,357	46,061
200570	Professor	Fairbanks	FT		United Academics BU	35.4%	87,794	31,079	118,873	51,766
200576	Student Svcs Manager 3	Fairbanks	FT		APT - Exempt Employees	46.2%	104,788	48,412	153,200	66,715
200581	Administrative Management 3	Fairbanks	FT		APT - Exempt Employees	46.2%	96,772	44,709	141,481	61,611
200585	Professor	Fairbanks	FT		United Academics BU	35.4%	87,524	30,983	118,507	51,607
200590	Assistant Professor	Fairbanks	FT		United Academics BU	35.4%	83,850	29,683	113,533	49,441
200605	Assistant Professor	Fairbanks	FT		United Academics BU	35.4%	71,752	25,400	97,152	42,307
200622	Professor	Fairbanks	FT		United Academics BU	35.4%	94,400	33,418	127,818	55,662
200632	Fiscal Technician 4	Fairbanks	FT		PERS - Classified	57.2%	69,000	39,468	108,468	47,235
200636	Human Resources Technician 3	Fairbanks	FT		PERS - Classified	57.2%	80,100	45,817	125,917	54,834
200643	Admin Generalist 4	Fairbanks	FT		PERS - Classified	57.2%	40,400	23,109	63,509	27,657
200645	Admin Generalist 4	Fairbanks	FT		PERS - Classified	57.2%	40,400	23,109	63,509	27,657

Personal Services Expenditure Detail
University of Alaska

Component: Fairbanks Campus (741)
RDU: University of Alaska Fairbanks (236)

Notes:

1. If a position is split, an asterisk (*) will appear in the Split/Count column. If the split position is also counted in the component, two asterisks (**) will appear in the column.
2. "Pool" PCN refers to UA temporary positions, such as adjunct faculty; student employees; and other non-permanent staff. Multiple incumbents may share the same labor pool position number and pooled budget.

PCN	Job Class Title	Location	Time	Split/ Count	Employee Class	Benefit Rate	Annual Budgeted	Annual	Total	UGF
							Salary	Benefits	Costs	Estimate
200656	Fiscal Manager 3	Fairbanks	FT		APT - Exempt Employees	46.2%	94,853	43,822	138,675	60,390
200661	Admin Generalist 3	Fairbanks	FT		PERS - Classified	57.2%	36,900	21,107	58,007	25,261
200671	Admin Generalist 3	Fairbanks	FT		PERS - Classified	57.2%	29,622	16,944	46,566	645
200676	IS Manager 4	Fairbanks	FT		APT - Exempt Employees	46.2%	124,200	57,380	181,580	79,074
200677	IS Manager 4	Fairbanks	FT		APT - Exempt Employees	46.2%	160,800	74,290	235,090	102,376
200690	Admin Generalist 4	Fairbanks	FT		PERS - Classified	57.2%	55,688	31,854	87,542	38,122
200700	Associate Professor	Fairbanks	FT		United Academics BU	35.4%	84,287	29,838	114,125	49,699
200701	Professor	Fairbanks	FT		United Academics BU	35.4%	60,420	21,389	81,809	35,626
200703	Fac Svcs-MO&U Supervisor 5	Fairbanks	FT		APT - Exempt Employees	46.2%	80,889	37,371	118,260	51,499
200721	Admin Generalist 4	Fairbanks	FT		PERS - Classified	57.2%	47,811	27,348	75,159	32,730
200722	Admin Generalist 3	Fairbanks	FT		PERS - Classified	57.2%	15,655	8,955	24,610	10,717
200726	Admin Generalist 3	Fairbanks	FT		PERS - Classified	57.2%	39,960	22,857	62,817	27,355
201005	Assistant Professor	Fairbanks	FT		United Academics BU	35.4%	175,311	62,060	237,371	47,470
201015	Assistant Professor	Fairbanks	FT		United Academics BU	35.4%	157,878	55,889	213,767	93,090
201565	Assistant Professor	Fairbanks	FT		United Academics BU	35.4%	103,500	36,639	140,139	61,027
201570	Student Svcs Professional 3	Fairbanks	FT		APT - Exempt Employees	46.2%	65,624	30,318	95,942	41,781
201575	Stu Svcs Profess 2 (Exempt)	Fairbanks	FT		APT - Exempt Employees	46.2%	52,746	24,369	77,115	33,582
201595	Admin Specialist 2	Fairbanks	FT		PERS - Classified	57.2%	62,665	35,844	98,509	0
201730	Associate Professor	Fairbanks	PT		United Academics BU	35.4%	84,758	30,004	114,762	49,976
201733	Associate Professor	Fairbanks	FT		United Academics BU	35.4%	84,000	29,736	113,736	49,529
201740	Professor	Fairbanks	FT		United Academics BU	35.4%	99,839	35,343	135,182	58,869
201746	Administrative Professional 4	Fairbanks	FT		APT - Exempt Employees	46.2%	109,052	50,382	159,434	69,430
201747	Campus Services Generalist 4	Fairbanks	FT		PERS - Classified	57.2%	37,971	21,719	59,690	25,994
201749	Fac Svcs-MO&U Supervisor 6	Fairbanks	FT		APT - Exempt Employees	46.2%	138,473	63,975	202,448	88,161
201760	Professor	Fairbanks	FT		United Academics BU	35.4%	97,762	34,608	132,370	57,644
201765	Admin Generalist 3	Fairbanks	FT		PERS - Classified	57.2%	43,687	24,989	68,676	29,907
201775	Associate Professor	Fairbanks	FT		United Academics BU	35.4%	84,554	29,932	114,486	49,856
201781	Professor	Fairbanks	FT	**	United Academics BU	35.4%	79,474	28,134	107,608	16,614
201785	Admin Specialist 3	Fairbanks	FT		APT - Exempt Employees	46.2%	60,592	27,994	88,586	38,577
201790	Admin Specialist 1	Fairbanks	FT		PERS - Classified	57.2%	47,700	27,284	74,984	32,654
201801	Assistant Professor	Fairbanks	FT		United Academics BU	35.4%	89,000	31,506	120,506	37,235
201803	Admin Specialist 3	Fairbanks	FT		APT - Exempt Employees	46.2%	58,800	27,166	85,966	33,799
201805	Broadcast/Media Professional 3	Fairbanks	FT		APT - Exempt Employees	46.2%	64,000	29,568	93,568	1,297
201812	Professor	Fairbanks	FT		United Academics BU	35.4%	110,687	39,183	149,870	33,671

Personal Services Expenditure Detail
University of Alaska

Component: Fairbanks Campus (741)
RDU: University of Alaska Fairbanks (236)

Notes:

1. If a position is split, an asterisk (*) will appear in the Split/Count column. If the split position is also counted in the component, two asterisks (**) will appear in the column.
2. "Pool" PCN refers to UA temporary positions, such as adjunct faculty; student employees; and other non-permanent staff. Multiple incumbents may share the same labor pool position number and pooled budget.

PCN	Job Class Title	Location	Time Status	Split/ Count	Employee Class	Benefit Rate	Annual	Annual Benefits	Total Costs	UGF Estimate
							Budgeted Salary			
201816	Associate Professor	Fairbanks	FT		United Academics BU	35.4%	96,500	34,161	130,661	56,900
201819	Administrative Professional 2	Fairbanks	FT		APT - Exempt Employees	46.2%	91,200	42,134	133,334	58,064
201820	Director (Academic-Faculty)	Fairbanks	FT		Non-Represented Faculty	30.5%	165,891	50,597	216,488	94,275
201823	Professor	Fairbanks	FT		United Academics BU	35.4%	128,835	45,608	174,443	35,434
201831	Admin Specialist 2	Fairbanks	FT		PERS - Classified	57.2%	51,214	29,294	80,508	35,060
201855	Assistant Professor	Fairbanks	FT		United Academics BU	35.4%	79,200	28,037	107,237	42,189
201895	Administrative Professional 4	Fairbanks	FT		APT - Exempt Employees	46.2%	101,718	46,994	148,712	64,760
201897	Administrative Professional 3	Fairbanks	FT		APT - Exempt Employees	46.2%	97,753	45,162	142,915	62,236
201900	IS Professional 4A	Fairbanks	FT		APT - Exempt Employees	46.2%	67,600	31,231	98,831	43,039
201906	Associate Vice Chancellor	Fairbanks	FT		Sr. Administrator	30.5%	170,892	52,122	223,014	97,117
201930	Library Professional 4	Fairbanks	FT		APT - Exempt Employees	46.2%	80,099	37,006	117,105	50,996
201941	Student Svcs Professional 3	Fairbanks	FT		APT - Exempt Employees	46.2%	62,400	28,829	91,229	25,304
201950	Director (Admin)	Fairbanks	FT		Sr. Administrator	30.5%	154,775	47,206	201,981	87,958
201955	Admin Specialist 2	Fairbanks	FT		PERS - Classified	57.2%	61,300	35,064	96,364	41,964
201961	Student Svcs Professional 3	Fairbanks	FT		APT - Exempt Employees	46.2%	65,600	30,307	95,907	41,765
201970	Administrative Professional 1	Fairbanks	FT		APT - Exempt Employees	46.2%	71,800	33,172	104,972	45,713
201985	Administrative Professional 1	Fairbanks	FT		APT - Exempt Employees	46.2%	60,037	27,737	87,774	38,224
201986	Human Resources Technician 3	Fairbanks	FT		PERS - Classified	57.2%	58,246	33,317	91,563	39,873
201987	Fiscal Professional 3	Fairbanks	FT		APT - Exempt Employees	46.2%	97,777	45,173	142,950	56,211
201988	Admin Specialist 2	Fairbanks	FT		PERS - Classified	57.2%	60,600	34,663	95,263	41,485
201990	IS Consultant 4A	Fairbanks	FT		APT - Exempt Employees	46.2%	62,425	28,840	91,265	39,744
201991	Student Svcs Professional 3	Fairbanks	PT		APT - Exempt Employees	46.2%	63,500	29,337	92,837	40,428
202002	Student Svcs Professional 4	Fairbanks	FT		APT - Exempt Employees	46.2%	68,100	31,462	99,562	22,338
202835	Associate Professor	Fairbanks	PT		United Academics BU	35.4%	74,700	26,444	101,144	26,406
202836	Administrative Professional 2	Fairbanks	FT		APT - Exempt Employees	46.2%	65,100	30,076	95,176	31,400
202856	Student Svcs Technician 2	Fairbanks	FT		PERS - Classified	57.2%	47,981	27,445	75,426	32,846
202865	Associate Professor	Fairbanks	FT		United Academics BU	35.4%	117,300	41,524	158,824	69,164
202880	Professor	Fairbanks	FT		United Academics BU	35.4%	175,600	62,162	237,762	78,479
202886	Director (Academic-Faculty)	Fairbanks	FT		Non-Represented Faculty	30.5%	177,300	54,077	231,377	52,506
202890	Associate Professor	Fairbanks	FT		United Academics BU	35.4%	78,925	27,939	106,864	46,537
202895	IS Ops Technician 3	Fairbanks	FT		PERS - Classified	57.2%	52,200	29,858	82,058	35,734
202897	Assistant Professor	Fairbanks	FT		United Academics BU	35.4%	120,100	42,515	162,615	2,254
202911	Assistant Professor	Fairbanks	FT		United Academics BU	35.4%	105,600	37,382	142,982	17,053
202935	Associate Professor	Fairbanks	FT		United Academics BU	35.4%	120,500	42,657	163,157	71,051

Personal Services Expenditure Detail
University of Alaska

Component: Fairbanks Campus (741)
RDU: University of Alaska Fairbanks (236)

Notes:

1. If a position is split, an asterisk (*) will appear in the Split/Count column. If the split position is also counted in the component, two asterisks (**) will appear in the column.
2. "Pool" PCN refers to UA temporary positions, such as adjunct faculty; student employees; and other non-permanent staff. Multiple incumbents may share the same labor pool position number and pooled budget.

PCN	Job Class Title	Location	Time Status	Split/ Count	Employee Class	Benefit Rate	Annual	Annual Benefits	Total Costs	UGF Estimate
							Budgeted Salary			
202950	Professor	Fairbanks	FT		United Academics BU	35.4%	94,553	33,472	128,025	55,752
202960	Director (Academic-Faculty)	Fairbanks	FT		Non-Represented Faculty	30.5%	189,800	57,889	247,689	86,955
202970	Administrative Professional 3	Fairbanks	FT		APT - Exempt Employees	46.2%	95,791	44,255	140,046	60,987
202974	Research Professional 2	Fairbanks	FT		APT - Exempt Employees	46.2%	64,400	29,753	94,153	41,001
202981	Executive Director	Fairbanks	FT		Sr. Administrator	30.5%	146,500	44,683	191,183	83,255
202982	Administrative Professional 3	Fairbanks	FT		APT - Exempt Employees	46.2%	68,309	31,559	99,868	43,490
202983	Administrative Professional 2	Fairbanks	FT		APT - Exempt Employees	46.2%	62,425	28,840	91,265	39,744
202984	Fiscal Professional 2	Fairbanks	PT		APT - Exempt Employees	46.2%	57,692	26,654	84,346	36,731
202985	Admin Specialist 3	Fairbanks	PT		APT - Exempt Employees	46.2%	57,692	26,654	84,346	36,731
202986	Fiscal Professional 1	Fairbanks	FT		PERS - Classified	57.2%	55,089	31,511	86,600	37,712
202987	Fiscal Professional 2	Fairbanks	FT		APT - Exempt Employees	46.2%	65,233	30,138	95,371	41,532
202988	Fiscal Professional 1	Fairbanks	FT		PERS - Classified	57.2%	52,746	30,171	82,917	36,108
202989	Human Resources Technician 3	Fairbanks	FT		PERS - Classified	57.2%	48,268	27,609	75,877	33,043
202990	Admin Generalist 4	Fairbanks	PT		PERS - Classified	57.2%	33,600	19,219	52,819	23,002
202992	Communications Specialist 4	Fairbanks	FT		APT - Exempt Employees	46.2%	74,600	34,465	109,065	24,935
202993	Fiscal Manager 2	Fairbanks	FT		APT - Exempt Employees	46.2%	99,070	45,770	144,840	50,861
203330	Assistant Professor	Fairbanks	FT		United Academics BU	35.4%	102,537	36,298	138,835	26,493
203345	Admin Specialist 3	Fairbanks	FT		APT - Exempt Employees	46.2%	61,872	28,585	90,457	39,392
203346	Admin Specialist 3	Fairbanks	FT		APT - Exempt Employees	46.2%	69,653	32,180	101,833	44,346
203347	Communications Specialist 4	Fairbanks	FT		APT - Exempt Employees	46.2%	59,441	27,462	86,903	37,844
203348	Assistant Professor	Fairbanks	PT		United Academics BU	35.4%	82,417	29,176	111,593	36,039
203349	Assistant Professor	Fairbanks	PT		United Academics BU	35.4%	60,420	21,389	81,809	35,626
203351	Assistant Professor	Fairbanks	FT		United Academics BU	35.4%	155,125	54,914	210,039	91,467
203357	Professor	Fairbanks	FT		United Academics BU	35.4%	200,667	71,036	271,703	118,320
203361	Student Svcs Professional 2	Fairbanks	FT		PERS - Classified	57.2%	57,692	33,000	90,692	39,494
203362	Student Svcs Professional 2	Fairbanks	FT		PERS - Classified	57.2%	57,692	33,000	90,692	39,494
203366	Assistant Professor	Fairbanks	FT		United Academics BU	35.4%	135,599	48,002	183,601	79,954
203380	Safety Svcs-Police 4	Fairbanks	FT		APT - Exempt Employees	46.2%	96,800	44,722	141,522	61,629
203385	Safety Svcs-Police 3	Fairbanks	FT		PERS - Classified	57.2%	90,600	51,823	142,423	62,022
203390	Student Svcs Technician 2	Fairbanks	FT		PERS - Classified	57.2%	44,718	25,579	70,297	30,613
203405	Professor	Fairbanks	FT		United Academics BU	35.4%	169,278	59,924	229,202	99,812
203406	Professor	Fairbanks	FT		United Academics BU	35.4%	164,417	58,204	222,621	96,946
203415	Research Professional 4	Fairbanks	FT		APT - Exempt Employees	46.2%	74,974	34,638	109,612	42,958
203430	Professor	Fairbanks	PT		United Academics BU	35.4%	134,667	47,672	182,339	79,404

Personal Services Expenditure Detail
University of Alaska

Component: Fairbanks Campus (741)
RDU: University of Alaska Fairbanks (236)

Notes:

1. If a position is split, an asterisk (*) will appear in the Split/Count column. If the split position is also counted in the component, two asterisks (**) will appear in the column.
2. "Pool" PCN refers to UA temporary positions, such as adjunct faculty; student employees; and other non-permanent staff. Multiple incumbents may share the same labor pool position number and pooled budget.

PCN	Job Class Title	Location	Time Status	Split/ Count	Employee Class	Benefit Rate	Annual	Annual Benefits	Total Costs	UGF Estimate
							Budgeted Salary			
203435	Professor	Fairbanks	FT		United Academics BU	35.4%	154,417	54,664	209,081	82,850
203450	Student Svcs Manager 2	Fairbanks	FT		APT - Exempt Employees	46.2%	82,552	38,139	120,691	52,558
203455	Professor	Fairbanks	FT		United Academics BU	35.4%	161,517	57,177	218,694	95,236
203481	Admin Specialist 2	Fairbanks	FT		PERS - Classified	57.2%	70,336	40,232	110,568	48,150
203485	Fiscal Technician 3	Fairbanks	FT		PERS - Classified	57.2%	53,812	30,780	84,592	36,838
203490	Fiscal Professional 1	Fairbanks	FT		PERS - Classified	57.2%	62,425	35,707	98,132	42,734
203501	Admin Specialist 3	Fairbanks	FT		APT - Exempt Employees	46.2%	58,844	27,186	86,030	37,464
203804	Student Services Technician 4	Fairbanks	FT		PERS - Classified	57.2%	52,746	30,171	82,917	36,108
203840	Professor	Fairbanks	FT		United Academics BU	35.4%	183,500	64,959	248,459	58,418
203845	Professor	Fairbanks	FT		United Academics BU	35.4%	171,400	60,676	232,076	76,573
203855	Assistant Professor	Fairbanks	FT		United Academics BU	35.4%	123,100	43,577	166,677	55,001
203860	Communications Manager 1	Fairbanks	FT		APT - Exempt Employees	46.2%	78,500	36,267	114,767	49,978
203865	IS Consultant 2A	Fairbanks	FT		PERS - Classified	57.2%	57,692	33,000	90,692	39,494
203866	IS Consultant 2A	Fairbanks	FT		PERS - Classified	57.2%	61,871	35,390	97,261	42,355
203875	Associate Professor	Fairbanks	FT		United Academics BU	35.4%	140,300	49,666	189,966	62,688
203880	Senior Administrator Director	Fairbanks	FT		Sr. Administrator	30.5%	147,598	45,017	192,615	83,879
203881	Administrative Professional 2	Fairbanks	FT		APT - Exempt Employees	46.2%	98,690	45,595	144,285	62,833
203895	Professor	Fairbanks	FT		United Academics BU	35.4%	128,500	45,489	173,989	75,768
203905	Assistant Professor	Fairbanks	FT		United Academics BU	35.4%	92,100	32,603	124,703	54,305
203921	Admin Generalist 4	Fairbanks	PT		PERS - Classified	57.2%	33,700	19,276	52,976	23,070
203925	Crafts & Trades II (CT2)	Fairbanks	FT		AHECTE- Labor Trades & Crafts	51.9%	60,783	31,546	92,329	40,207
203931	Admin Specialist 3	Fairbanks	PT		APT - Exempt Employees	46.2%	70,300	32,479	102,779	44,758
204070	Assistant Professor	Fairbanks	FT		United Academics BU	35.4%	76,227	26,984	103,211	44,946
204075	Professor	Fairbanks	FT		United Academics BU	35.4%	136,891	48,459	185,350	39,899
204080	Professor	Fairbanks	FT		United Academics BU	35.4%	117,442	41,574	159,016	48,640
204081	Assistant Professor	Fairbanks	FT		United Academics BU	35.4%	45,300	16,036	61,336	850
204082	Assistant Professor	Fairbanks	FT		United Academics BU	35.4%	45,300	16,036	61,336	850
204095	Professor	Fairbanks	FT		United Academics BU	35.4%	71,000	25,134	96,134	41,864
204105	Associate Professor	Fairbanks	FT		United Academics BU	35.4%	92,608	32,783	125,391	54,605
204110	Professor	Fairbanks	PT		United Academics BU	35.4%	171,255	60,624	231,879	76,598
204111	Executive Officer	Fairbanks	FT		Sr. Administrator	30.5%	228,323	69,639	297,962	98,349
204115	Assistant Professor	Fairbanks	FT		United Academics BU	35.4%	84,688	29,980	114,668	49,935
204121	Communications Specialist 4	Fairbanks	FT		APT - Exempt Employees	46.2%	65,600	30,307	95,907	41,765
204125	Assistant Professor	Fairbanks	FT		United Academics BU	35.4%	93,474	33,090	126,564	27,714

Personal Services Expenditure Detail
University of Alaska

Component: Fairbanks Campus (741)
RDU: University of Alaska Fairbanks (236)

Notes:

1. If a position is split, an asterisk (*) will appear in the Split/Count column. If the split position is also counted in the component, two asterisks (**) will appear in the column.
2. "Pool" PCN refers to UA temporary positions, such as adjunct faculty; student employees; and other non-permanent staff. Multiple incumbents may share the same labor pool position number and pooled budget.

PCN	Job Class Title	Location	Time Status	Split/ Count	Employee Class	Benefit Rate	Annual	Annual Benefits	Total Costs	UGF Estimate
							Budgeted Salary			
204130	Associate Professor	Fairbanks	FT		United Academics BU	35.4%	132,311	46,838	179,149	40,343
204135	Professor	Fairbanks	FT		United Academics BU	35.4%	107,533	38,067	145,600	63,405
204136	Assistant Professor	Fairbanks	FT		United Academics BU	35.4%	60,400	21,382	81,782	18,716
204141	Associate Professor	Fairbanks	FT		United Academics BU	35.4%	105,294	37,274	142,568	62,085
204146	Safety Svcs-Fire 1	Fairbanks	FT		PERS - Classified - Firefighters	57.2%	107,455	61,464	168,919	9,463
204151	Student Svcs Manager 3	Fairbanks	FT		APT - Exempt Employees	46.2%	86,708	40,059	126,767	55,204
204156	Associate Professor	Fairbanks	FT		United Academics BU	35.4%	108,684	38,474	147,158	31,658
204160	Professor	Fairbanks	PT		United Academics BU	35.4%	89,361	31,634	120,995	52,690
204165	Professor	Fairbanks	FT		United Academics BU	35.4%	114,103	40,392	154,495	67,279
204166	Research Technician 3	Fairbanks	FT		PERS - Classified	57.2%	47,700	27,284	74,984	32,654
204167	Associate Professor	Fairbanks	FT		United Academics BU	35.4%	91,472	32,381	123,853	53,935
204168	Associate Professor	Fairbanks	FT		United Academics BU	35.4%	127,000	44,958	171,958	74,884
204169	Assistant Professor	Fairbanks	FT		United Academics BU	35.4%	90,032	31,871	121,903	53,086
204181	Professor	Fairbanks	FT		United Academics BU	35.4%	122,900	43,507	166,407	72,466
204185	Professor	Fairbanks	FT		United Academics BU	35.4%	143,742	50,885	194,627	43,829
204190	Professor	Fairbanks	FT		United Academics BU	35.4%	111,575	39,498	151,073	65,789
204196	Crafts & Trades I (CT1)	Fairbanks	FT		AHECTE- Labor Trades & Crafts	51.9%	58,168	30,189	88,357	38,477
204200	Assistant Professor	Fairbanks	FT		United Academics BU	35.4%	81,044	28,690	109,734	47,786
204206	Professor	Fairbanks	FT		United Academics BU	35.4%	111,204	39,366	150,570	55,059
204215	Associate Professor	Fairbanks	PT		United Academics BU	35.4%	74,377	26,329	100,706	43,855
204221	Administrative Management 3	Fairbanks	FT		APT - Exempt Employees	46.2%	105,800	48,880	154,680	67,359
204225	Professor	Fairbanks	FT		United Academics BU	35.4%	98,831	34,986	133,817	58,274
204236	Assistant Professor	Fairbanks	FT		United Academics BU	35.4%	82,100	29,063	111,163	36,706
204241	Fiscal Technician 4	Fairbanks	FT		PERS - Classified	57.2%	61,871	35,390	97,261	42,355
204250	Environmental Health/Safety 3	Fairbanks	FT		APT - Exempt Employees	46.2%	84,194	38,898	123,092	53,603
204260	Associate Professor	Fairbanks	FT		United Academics BU	35.4%	135,694	48,036	183,730	60,740
204265	Administrative Professional 2	Fairbanks	FT		APT - Exempt Employees	46.2%	88,900	41,072	129,972	56,600
204272	Crafts & Trades I (CT1)	Fairbanks	FT		AHECTE- Labor Trades & Crafts	51.9%	55,155	28,625	83,780	36,484
204273	Admin Generalist 4	Fairbanks	FT		PERS - Classified	57.2%	50,700	29,000	79,700	34,708
204274	Fiscal Professional 1	Fairbanks	FT		PERS - Classified	57.2%	60,037	34,341	94,378	41,099
204277	Professor	Fairbanks	FT		United Academics BU	35.4%	144,800	51,259	196,059	64,714
204280	Research Technician 4	Fairbanks	FT		PERS - Classified	57.2%	59,200	33,862	93,062	40,526
204296	Environmental Health/Safety 3	Fairbanks	FT		APT - Exempt Employees	46.2%	68,309	31,559	99,868	43,490
204300	Assistant Professor	Fairbanks	FT		United Academics BU	35.4%	60,400	21,382	81,782	35,614

Personal Services Expenditure Detail
University of Alaska

Component: Fairbanks Campus (741)
RDU: University of Alaska Fairbanks (236)

Notes:

1. If a position is split, an asterisk (*) will appear in the Split/Count column. If the split position is also counted in the component, two asterisks (**) will appear in the column.
2. "Pool" PCN refers to UA temporary positions, such as adjunct faculty; student employees; and other non-permanent staff. Multiple incumbents may share the same labor pool position number and pooled budget.

PCN	Job Class Title	Location	Time Status	Split/ Count	Employee Class	Benefit Rate	Annual	Annual Benefits	Total Costs	UGF Estimate
							Budgeted Salary			
204306	Professor	Fairbanks	FT		United Academics BU	35.4%	148,719	52,647	201,366	40,194
204311	Assistant Professor	Fairbanks	FT		United Academics BU	35.4%	60,662	21,474	82,136	35,768
204326	Professor	Fairbanks	FT		United Academics BU	35.4%	100,749	35,665	136,414	59,405
204330	Associate Professor	Fairbanks	FT		United Academics BU	35.4%	113,400	40,144	153,544	66,865
204341	Professor	Fairbanks	FT		United Academics BU	35.4%	117,151	41,471	158,622	22,240
204347	Student Services Technician 4	Fairbanks	FT		PERS - Classified	57.2%	63,747	36,463	100,210	43,639
204361	Professor	Fairbanks	FT		United Academics BU	35.4%	128,782	45,589	174,371	31,578
204366	Professor	Fairbanks	FT		United Academics BU	35.4%	128,468	45,478	173,946	39,613
204370	Professor	Fairbanks	FT		United Academics BU	35.4%	101,433	35,907	137,340	59,808
204380	Assistant Professor	Fairbanks	FT		United Academics BU	35.4%	81,286	28,775	110,061	47,929
204390	Professor	Fairbanks	FT		United Academics BU	35.4%	120,368	42,610	162,978	49,851
204404	Research Professional 2	Fairbanks	FT		APT - Exempt Employees	46.2%	64,365	29,737	94,102	40,979
204445	Admin Specialist 2	Fairbanks	FT		PERS - Classified	57.2%	46,925	26,841	73,766	32,123
204446	Assistant Professor	Fairbanks	FT		United Academics BU	35.4%	131,600	46,586	178,186	2,469
204470	Professor	Fairbanks	FT		United Academics BU	35.4%	115,911	41,032	156,943	68,345
204475	Administrative Professional 1	Fairbanks	FT		APT - Exempt Employees	46.2%	87,604	40,473	128,077	55,775
204481	Student Svcs Manager 3	Fairbanks	FT		APT - Exempt Employees	46.2%	105,811	48,885	154,696	67,366
204490	Assistant Professor	Fairbanks	FT		United Academics BU	35.4%	86,245	30,531	116,776	50,853
204500	Crafts & Trades I (CT1)	Fairbanks	FT		AHECTE- Labor Trades & Crafts	51.9%	51,936	26,955	78,891	34,355
204505	Professor	Fairbanks	FT		United Academics BU	35.4%	129,100	45,701	174,801	76,122
204526	Admin Specialist 3	Fairbanks	FT		APT - Exempt Employees	46.2%	60,024	27,731	87,755	38,215
204531	Professor	Fairbanks	FT		United Academics BU	35.4%	100,130	35,446	135,576	59,040
204551	Professor	Fairbanks	PT		United Academics BU	35.4%	64,326	22,771	87,097	27,492
204556	Professor	Fairbanks	FT		United Academics BU	35.4%	125,798	44,532	170,330	36,669
204566	Student Svcs Technician 2	Fairbanks	FT		PERS - Classified	57.2%	54,878	31,390	86,268	37,568
204576	Professor	Fairbanks	FT		United Academics BU	35.4%	91,432	32,367	123,799	38,697
204581	Associate Professor	Fairbanks	FT		United Academics BU	35.4%	35,967	12,732	48,699	21,207
204587	Professor	Fairbanks	PT		United Academics BU	35.4%	92,631	32,791	125,422	22,707
204595	Research Technician 3	Fairbanks	FT		PERS - Classified	57.2%	51,900	29,687	81,587	35,529
204600	Admin Generalist 4	Fairbanks	FT		PERS - Classified	57.2%	51,632	29,534	81,166	35,346
204605	Human Resources Technician 4	Fairbanks	FT		PERS - Classified	57.2%	69,257	39,615	108,872	47,411
204610	Admin Generalist 4	Fairbanks	PT		PERS - Classified	57.2%	59,182	33,852	93,034	40,514
204613	Professor	Fairbanks	FT		United Academics BU	35.4%	67,799	24,001	91,800	39,977
204625	Fiscal Manager 2	Fairbanks	FT		APT - Exempt Employees	46.2%	80,100	37,006	117,106	50,997

Personal Services Expenditure Detail
University of Alaska

Component: Fairbanks Campus (741)
RDU: University of Alaska Fairbanks (236)

Notes:

1. If a position is split, an asterisk (*) will appear in the Split/Count column. If the split position is also counted in the component, two asterisks (**) will appear in the column.
2. "Pool" PCN refers to UA temporary positions, such as adjunct faculty; student employees; and other non-permanent staff. Multiple incumbents may share the same labor pool position number and pooled budget.

PCN	Job Class Title	Location	Time Status	Split/ Count	Employee Class	Benefit Rate	Annual Budgeted	Annual	Total	UGF
							Salary	Benefits	Costs	Estimate
204641	Student Svcs Manager 2	Fairbanks	FT		APT - Exempt Employees	46.2%	85,900	39,686	125,586	54,690
204642	Student Svcs Professional 3	Fairbanks	FT		APT - Exempt Employees	46.2%	69,000	31,878	100,878	43,930
204650	Admin Generalist 4	Fairbanks	PT		PERS - Classified	57.2%	29,300	16,760	46,060	20,058
204705	Academic Administrator	Fairbanks	FT		Non-Represented Faculty	30.5%	130,199	39,711	169,910	73,992
205555	Director (Admin)	Fairbanks	FT		Sr. Administrator	30.5%	149,004	45,446	194,450	84,678
205560	Student Svcs Manager 2	Fairbanks	FT		APT - Exempt Employees	46.2%	93,900	43,382	137,282	59,783
206600	Associate Professor	Fairbanks	FT		United Academics BU	35.4%	146,000	51,684	197,684	44,470
206638	Student Svcs Professional 3	Fairbanks	FT		APT - Exempt Employees	46.2%	61,776	28,541	90,317	39,331
206656	Student Svcs Professional 4	Fairbanks	FT		APT - Exempt Employees	46.2%	96,771	44,708	141,479	61,611
206695	Communications Manager 3	Fairbanks	FT		APT - Exempt Employees	46.2%	78,800	36,406	115,206	1,597
206720	Library Professional 4	Fairbanks	FT		APT - Exempt Employees	46.2%	93,936	43,398	137,334	59,806
206723	Broadcast/Media Professional 3	Fairbanks	FT		APT - Exempt Employees	46.2%	71,300	32,941	104,241	1,445
206795	Safety Svcs-Emerg Dispatcher 1	Fairbanks	FT		PERS - Classified	57.2%	59,700	34,148	93,848	40,869
206800	Administrative Management 3	Fairbanks	FT		APT - Exempt Employees	46.2%	129,500	59,829	189,329	2,624
206820	Broadcast/Media Technician 4	Fairbanks	PT		PERS - Classified	57.2%	47,000	26,884	73,884	1,024
206850	Admin Generalist 3	Fairbanks	PT		PERS - Classified	57.2%	21,900	12,527	34,427	477
207187	Associate Professor	Fairbanks	FT		United Academics BU	35.4%	82,086	29,058	111,144	48,401
207190	Admin Specialist 2	Fairbanks	FT		PERS - Classified	57.2%	52,200	29,858	82,058	35,734
207256	IS Professional 4A	Fairbanks	FT		APT - Exempt Employees	46.2%	67,600	31,231	98,831	43,039
207261	Fiscal Professional 1	Fairbanks	FT		PERS - Classified	57.2%	55,476	31,732	87,208	34,179
207291	Crafts & Trades III (CT3)	Fairbanks	FT		AHECTE- Labor Trades & Crafts	51.9%	65,815	34,158	99,973	43,536
207293	Crafts & Trades I (CT1)	Fairbanks	FT		AHECTE- Labor Trades & Crafts	51.9%	60,765	31,537	92,302	40,195
207295	Assistant Professor	Fairbanks	FT		United Academics BU	35.4%	103,300	36,568	139,868	60,909
207300	Associate Professor	Fairbanks	FT		United Academics BU	35.4%	158,021	55,939	213,960	21,074
207305	Assistant Professor	Fairbanks	FT		United Academics BU	35.4%	102,505	36,287	138,792	48,738
207306	Library Technician 4	Fairbanks	FT		PERS - Classified	57.2%	48,268	27,609	75,877	33,043
207307	Library Technician 3	Fairbanks	PT		PERS - Classified	57.2%	42,789	24,475	67,264	29,292
207310	Professor	Fairbanks	FT		United Academics BU	35.4%	122,206	43,261	165,467	72,057
207321	Associate Professor	Fairbanks	FT		United Academics BU	35.4%	102,395	36,248	138,643	60,376
207327	Student Svcs Manager 3	Fairbanks	FT		APT - Exempt Employees	46.2%	85,900	39,686	125,586	54,690
207341	Professor	Fairbanks	FT		United Academics BU	35.4%	122,292	43,291	165,583	72,108
207345	Director (Academic)	Fairbanks	FT		Sr. Administrator	30.5%	163,987	50,016	214,003	93,193
207360	Assistant Professor	Fairbanks	FT	*	United Academics BU	35.4%	8,310	2,942	11,252	156
207382	Maint Service Worker IV (MSW4)	Fairbanks	FT		AHECTE- Labor Trades & Crafts	51.9%	51,697	26,831	78,528	34,197

Personal Services Expenditure Detail
University of Alaska

Component: Fairbanks Campus (741)
RDU: University of Alaska Fairbanks (236)

Notes:

1. If a position is split, an asterisk (*) will appear in the Split/Count column. If the split position is also counted in the component, two asterisks (**) will appear in the column.
2. "Pool" PCN refers to UA temporary positions, such as adjunct faculty; student employees; and other non-permanent staff. Multiple incumbents may share the same labor pool position number and pooled budget.

PCN	Job Class Title	Location	Time Status	Split/ Count	Employee Class	Benefit Rate	Annual	Annual Benefits	Total Costs	UGF Estimate
							Budgeted Salary			
207385	Library Technician 4	Fairbanks	FT		PERS - Classified	57.2%	50,187	28,707	78,894	34,356
207395	Student Svcs Manager 3	Fairbanks	FT		APT - Exempt Employees	46.2%	115,057	53,156	168,213	73,253
207406	Library Technician 4	Fairbanks	FT		PERS - Classified	57.2%	68,992	39,463	108,455	47,230
207416	Library Professional 1	Fairbanks	FT		PERS - Classified	57.2%	70,335	40,232	110,567	48,149
207420	IS Professional 3A	Fairbanks	FT		APT - Exempt Employees	46.2%	79,226	36,602	115,828	50,441
207425	Admin Specialist 2	Fairbanks	FT		PERS - Classified	57.2%	64,366	36,817	101,183	44,063
207435	Library Technician 4	Fairbanks	FT		PERS - Classified	57.2%	51,211	29,293	80,504	35,057
207445	Library Technician 4	Fairbanks	FT		PERS - Classified	57.2%	66,923	38,280	105,203	45,813
207450	Communications Specialist 4	Fairbanks	FT		APT - Exempt Employees	46.2%	60,592	27,994	88,586	38,577
207475	Safety Svcs-Police 1	Fairbanks	FT		PERS - Classified	57.2%	73,500	42,042	115,542	50,316
207479	Library Professional 1	Fairbanks	PT		PERS - Classified	57.2%	52,746	30,171	82,917	36,108
207481	Development 5	Fairbanks	FT		APT - Exempt Employees	46.2%	114,617	52,953	167,570	72,973
207490	Library Technician 4	Fairbanks	FT		PERS - Classified	57.2%	68,992	39,463	108,455	47,230
207496	Library Technician 3	Fairbanks	FT		PERS - Classified	57.2%	21,200	12,126	33,326	14,513
207510	Library Technician 3	Fairbanks	FT		PERS - Classified	57.2%	56,562	32,353	88,915	38,721
207521	Library Technician 3	Fairbanks	FT		PERS - Classified	57.2%	45,923	26,268	72,191	31,437
207531	Library Technician 3	Fairbanks	FT		PERS - Classified	57.2%	51,693	29,568	81,261	35,387
207543	Library Technician 4	Fairbanks	FT		PERS - Classified	57.2%	58,843	33,658	92,501	40,282
207555	Library Technician 3	Fairbanks	PT		PERS - Classified	57.2%	45,451	25,998	71,449	31,114
207560	Library Professional 1	Fairbanks	FT		PERS - Classified	57.2%	58,843	33,658	92,501	40,282
207575	Library Professional 3	Fairbanks	FT		APT - Exempt Employees	46.2%	82,551	38,139	120,690	52,557
208406	Maint Service Worker IV (MSW4)	Fairbanks	FT		AHECTE- Labor Trades & Crafts	51.9%	51,697	26,831	78,528	34,197
208410	Professor	Fairbanks	FT		United Academics BU	35.4%	117,304	41,526	158,830	44,048
208411	Fiscal Professional 3	Fairbanks	FT		APT - Exempt Employees	46.2%	81,700	37,745	119,445	52,016
208425	Professor	Fairbanks	FT		United Academics BU	35.4%	79,938	28,298	108,236	47,134
208485	Administrative Professional 1	Fairbanks	FT		APT - Exempt Employees	46.2%	86,708	40,059	126,767	55,204
208511	Student Svcs Professional 2	Fairbanks	FT		PERS - Classified	57.2%	60,591	34,658	95,249	41,479
208645	Dean (Academic)	Fairbanks	FT		Sr. Administrator	30.5%	205,422	62,654	268,076	108,369
208650	Professor	Fairbanks	FT		United Academics BU	35.4%	87,200	30,869	118,069	51,416
208656	Administrative Management 4	Fairbanks	FT		APT - Exempt Employees	46.2%	90,269	41,704	131,973	57,471
208702	Fiscal Technician 3	Fairbanks	FT		PERS - Classified	57.2%	47,800	27,342	75,142	1,041
208741	Administrative Management 5	Fairbanks	FT		APT - Exempt Employees	46.2%	162,376	75,018	237,394	63,343
208746	Admin Generalist 4	Fairbanks	PT		PERS - Classified	57.2%	41,200	23,566	64,766	28,204
208775	Dean (Academic)	Fairbanks	FT		Sr. Administrator	30.5%	257,421	78,513	335,934	146,291

Personal Services Expenditure Detail
University of Alaska

Component: Fairbanks Campus (741)
RDU: University of Alaska Fairbanks (236)

Notes:

1. If a position is split, an asterisk (*) will appear in the Split/Count column. If the split position is also counted in the component, two asterisks (**) will appear in the column.
2. "Pool" PCN refers to UA temporary positions, such as adjunct faculty; student employees; and other non-permanent staff. Multiple incumbents may share the same labor pool position number and pooled budget.

PCN	Job Class Title	Location	Time Status	Split/ Count	Employee Class	Benefit Rate	Annual	Annual Benefits	Total Costs	UGF Estimate
							Budgeted Salary			
208780	Fiscal Technician 3	Fairbanks	FT		PERS - Classified	57.2%	48,268	27,609	75,877	33,043
208781	Fiscal Technician 3	Fairbanks	FT		PERS - Classified	57.2%	48,430	27,702	76,132	33,154
208782	Fiscal Technician 3	Fairbanks	FT		PERS - Classified	57.2%	55,271	31,615	86,886	32,346
208783	Fiscal Professional 1	Fairbanks	FT		PERS - Classified	57.2%	60,591	34,658	95,249	41,479
208810	Assistant Professor	Fairbanks	FT		United Academics BU	35.4%	126,400	44,746	171,146	56,490
208812	Associate Professor	Fairbanks	FT		United Academics BU	35.4%	176,000	62,304	238,304	56,051
208846	Library Professional 1	Fairbanks	FT		PERS - Classified	57.2%	55,940	31,998	87,938	38,295
208847	Instructional Designer 3	Fairbanks	FT		APT - Exempt Employees	46.2%	88,800	41,026	129,826	56,536
208850	Dean (Academic)	Fairbanks	FT		Sr. Administrator	30.5%	210,736	64,274	275,010	101,146
208860	Administrative Management 4	Fairbanks	FT		APT - Exempt Employees	46.2%	123,340	56,983	180,323	78,526
208870	Crafts & Trades III (CT3)	Fairbanks	FT		AHECTE- Labor Trades & Crafts	51.9%	77,003	39,965	116,968	50,937
208875	Crafts & Trades I (CT1)	Fairbanks	FT		AHECTE- Labor Trades & Crafts	51.9%	51,936	26,955	78,891	34,355
208880	Admin Generalist 4	Fairbanks	FT		PERS - Classified	57.2%	48,269	27,610	75,879	33,043
208891	Vice Chancellor (Admin)	Fairbanks	FT		Sr. Administrator	30.5%	145,800	44,469	190,269	82,858
208900	Student Svcs Manager 3	Fairbanks	FT		APT - Exempt Employees	46.2%	93,000	42,966	135,966	59,210
208911	Admin Generalist 3	Fairbanks	PT		PERS - Classified	57.2%	35,284	20,182	55,466	24,154
208926	Vice Chancellor (Admin)	Fairbanks	FT		Sr. Administrator	30.5%	207,460	63,275	270,735	117,899
208930	Student Svcs Professional 2	Fairbanks	FT		PERS - Classified	57.2%	57,116	32,670	89,786	39,100
208932	Student Svcs Professional 2	Fairbanks	FT		PERS - Classified	57.2%	57,692	33,000	90,692	39,494
208945	Mental Health Provider 5	Fairbanks	FT		APT - Exempt Employees	46.2%	103,965	48,032	151,997	66,191
208950	Administrative Management 5	Fairbanks	PT		APT - Exempt Employees	46.2%	207,733	95,973	303,706	132,257
208955	Administrative Professional 2	Fairbanks	FT		APT - Exempt Employees	46.2%	71,763	33,155	104,918	45,689
208960	Physical Health Provider 4	Fairbanks	PT		APT - Exempt Employees	46.2%	93,446	43,172	136,618	59,494
208970	Mental Health Provider 3	Fairbanks	PT		APT - Exempt Employees	46.2%	49,222	22,741	71,963	31,338
208975	Mental Health Provider 3	Fairbanks	FT		APT - Exempt Employees	46.2%	65,987	30,486	96,473	42,012
209015	Student Svcs Manager 2	Fairbanks	FT		APT - Exempt Employees	46.2%	68,309	31,559	99,868	43,490
209018	Student Svcs Manager 2	Fairbanks	FT		APT - Exempt Employees	46.2%	88,478	40,877	129,355	56,331
209020	Administrative Professional 3	Fairbanks	FT		APT - Exempt Employees	46.2%	71,763	33,155	104,918	45,689
209025	Director (Academic-Faculty)	Fairbanks	FT		Non-Represented Faculty	30.5%	159,558	48,665	208,223	90,676
209040	Fiscal Manager 3	Fairbanks	FT		APT - Exempt Employees	46.2%	104,788	48,412	153,200	66,715
209043	Admin Specialist 2	Fairbanks	FT		PERS - Classified	57.2%	77,754	44,475	122,229	53,228
209044	Crafts & Trades I (CT1)	Fairbanks	PT		AHECTE- Labor Trades & Crafts	51.9%	58,417	30,318	88,735	38,642
209053	Student Svcs Professional 3	Fairbanks	FT		APT - Exempt Employees	46.2%	57,692	26,654	84,346	36,731
209061	Physical Health Provider 2	Fairbanks	PT		PERS - Classified	57.2%	44,541	25,477	70,018	30,491

Personal Services Expenditure Detail
University of Alaska

Component: Fairbanks Campus (741)
RDU: University of Alaska Fairbanks (236)

Notes:

1. If a position is split, an asterisk (*) will appear in the Split/Count column. If the split position is also counted in the component, two asterisks (**) will appear in the column.
2. "Pool" PCN refers to UA temporary positions, such as adjunct faculty; student employees; and other non-permanent staff. Multiple incumbents may share the same labor pool position number and pooled budget.

PCN	Job Class Title	Location	Time Status	Split/ Count	Employee Class	Benefit Rate	Annual	Annual Benefits	Total Costs	UGF Estimate
							Budgeted Salary			
209066	Admin Generalist 4	Fairbanks	PT		PERS - Classified	57.2%	49,185	28,134	77,319	33,671
209070	Student Svcs Professional 2	Fairbanks	FT		PERS - Classified	57.2%	57,692	33,000	90,692	39,494
209086	Campus Services Generalist 5	Fairbanks	FT		APT - Exempt Employees	46.2%	46,798	21,621	68,419	29,795
209105	Student Svcs Professional 2	Fairbanks	FT		PERS - Classified	57.2%	54,878	31,390	86,268	37,568
209117	Student Svcs Professional 2	Fairbanks	PT		PERS - Classified	57.2%	62,089	35,515	97,604	42,504
209500	Admin Specialist 1	Fairbanks	FT		PERS - Classified	57.2%	61,252	35,036	96,288	41,931
209666	Administrative Management 5	Fairbanks	FT		APT - Exempt Employees	46.2%	188,984	87,311	276,295	120,320
209668	Athletics Administrator 3	Fairbanks	FT		APT - Exempt Employees	46.2%	102,698	47,446	150,144	65,384
209886	Student Services Technician 4	Fairbanks	FT		PERS - Classified	57.2%	47,339	27,078	74,417	32,407
209887	Admin Specialist 2	Fairbanks	FT		PERS - Classified	57.2%	60,572	34,647	95,219	41,466
209890	Admin Specialist 2	Fairbanks	FT		PERS - Classified	57.2%	56,000	32,032	88,032	1,220
209895	Library Professional 2	Fairbanks	FT		APT - Exempt Employees	46.2%	85,003	39,271	124,274	54,119
209896	Student Svcs Professional 3	Fairbanks	FT		APT - Exempt Employees	46.2%	65,623	30,318	95,941	41,780
209900	Stu Svcs Profess 2 (Exempt)	Fairbanks	FT		APT - Exempt Employees	46.2%	57,116	26,388	83,504	36,364
209905	Student Svcs Manager 2	Fairbanks	FT		APT - Exempt Employees	46.2%	92,100	42,550	134,650	58,637
209910	Administrative Professional 3	Fairbanks	FT		APT - Exempt Employees	46.2%	78,012	36,042	114,054	49,668
209915	Student Svcs Professional 3	Fairbanks	FT		APT - Exempt Employees	46.2%	66,305	30,633	96,938	42,214
209920	IS Professional 2A	Fairbanks	FT		PERS - Classified	57.2%	65,623	37,536	103,159	44,923
209930	Student Svcs Technician 3	Fairbanks	FT		PERS - Classified	57.2%	50,187	28,707	78,894	34,356
209935	Student Svcs Technician 3	Fairbanks	FT		PERS - Classified	57.2%	50,187	28,707	78,894	34,356
209942	Student Svcs Technician 3	Fairbanks	FT		PERS - Classified	57.2%	48,268	27,609	75,877	33,043
209943	Student Svcs Professional 2	Fairbanks	PT		PERS - Classified	57.2%	28,846	16,500	45,346	19,747
209944	Student Svcs Manager 3	Fairbanks	FT		APT - Exempt Employees	46.2%	90,269	41,704	131,973	57,471
209946	Admin Specialist 2	Fairbanks	FT		PERS - Classified	57.2%	55,944	32,000	87,944	38,298
209955	Student Svcs Technician 3	Fairbanks	FT		PERS - Classified	57.2%	51,211	29,293	80,504	35,057
209960	IS Professional 2A	Fairbanks	FT		PERS - Classified	57.2%	64,365	36,817	101,182	44,062
209965	Crafts & Trades II (CT2)	Fairbanks	FT		AHECTE- Labor Trades & Crafts	51.9%	65,815	34,158	99,973	43,536
209975	Student Svcs Technician 3	Fairbanks	FT		PERS - Classified	57.2%	54,878	31,390	86,268	37,568
209981	Administrative Professional 1	Fairbanks	FT		APT - Exempt Employees	46.2%	69,653	32,180	101,833	44,346
209982	Fiscal Professional 3	Fairbanks	FT		APT - Exempt Employees	46.2%	72,100	33,310	105,410	45,904
209984	Fiscal Professional 3	Fairbanks	FT		APT - Exempt Employees	46.2%	86,709	40,060	126,769	55,205
209985	Communications Manager 2	Fairbanks	FT		APT - Exempt Employees	46.2%	92,977	42,955	135,932	59,195
210136	Environmental Health/Safety 4	Fairbanks	FT		APT - Exempt Employees	46.2%	89,300	41,257	130,557	56,854
210140	Associate Vice Chancellor	Fairbanks	FT		Sr. Administrator	30.5%	166,330	50,731	217,061	57,918

Personal Services Expenditure Detail
University of Alaska

Component: Fairbanks Campus (741)
RDU: University of Alaska Fairbanks (236)

Notes:

1. If a position is split, an asterisk (*) will appear in the Split/Count column. If the split position is also counted in the component, two asterisks (**) will appear in the column.
2. "Pool" PCN refers to UA temporary positions, such as adjunct faculty; student employees; and other non-permanent staff. Multiple incumbents may share the same labor pool position number and pooled budget.

PCN	Job Class Title	Location	Time Status	Split/ Count	Employee Class	Benefit Rate	Annual	Annual Benefits	Total Costs	UGF Estimate
							Budgeted Salary			
210146	Environmental Health/Safety 2	Fairbanks	FT		APT - Exempt Employees	46.2%	70,335	32,495	102,830	44,780
210155	Crafts & Trades II (CT2)	Fairbanks	FT		AHECTE- Labor Trades & Crafts	51.9%	68,077	35,332	103,409	45,032
210160	Fiscal Manager 4	Fairbanks	FT		APT - Exempt Employees	46.2%	120,459	55,652	176,111	53,684
210170	Dean (Academic)	Fairbanks	FT		Sr. Administrator	30.5%	224,000	68,320	292,320	127,298
210180	Fiscal Professional 4	Fairbanks	PT		APT - Exempt Employees	46.2%	38,496	17,785	56,281	15,016
210185	Environmental Health/Safety 2	Fairbanks	FT		APT - Exempt Employees	46.2%	77,755	35,923	113,678	49,504
210186	IS Manager 4	Fairbanks	FT		APT - Exempt Employees	46.2%	118,071	54,549	172,620	75,172
210188	Administrative Management 5	Fairbanks	FT		APT - Exempt Employees	46.2%	138,477	63,976	202,453	45,484
210190	Administrative Management 4	Fairbanks	FT		APT - Exempt Employees	46.2%	147,567	68,176	215,743	93,951
210196	Administrative Professional 1	Fairbanks	FT		APT - Exempt Employees	46.2%	67,200	31,046	98,246	42,784
210216	Fiscal Professional 3	Fairbanks	FT		APT - Exempt Employees	46.2%	76,177	35,194	111,371	29,099
210217	Safety Svcs-Parking 2	Fairbanks	FT		PERS - Classified	57.2%	52,746	30,171	82,917	0
210218	Administrative Management 5	Fairbanks	FT		APT - Exempt Employees	46.2%	104,200	48,140	152,340	66,341
210240	Student Svcs Manager 3	Fairbanks	FT		APT - Exempt Employees	46.2%	56,178	25,954	82,132	35,767
210251	Administrative Professional 1	Fairbanks	FT		APT - Exempt Employees	46.2%	80,100	37,006	117,106	50,997
210257	IS Professional 5A	Fairbanks	FT	**	APT - Exempt Employees	46.2%	73,033	33,741	106,774	46,498
210258	IS Professional 4A	Fairbanks	FT		APT - Exempt Employees	46.2%	87,604	40,473	128,077	55,775
210260	Fiscal Technician 3	Fairbanks	FT		PERS - Classified	57.2%	48,269	27,610	75,879	33,043
210262	Administrative Professional 1	Fairbanks	FT		APT - Exempt Employees	46.2%	80,100	37,006	117,106	50,997
210266	Administrative Professional 1	Fairbanks	FT		APT - Exempt Employees	46.2%	80,100	37,006	117,106	50,997
210267	IS Professional 3A	Fairbanks	FT		APT - Exempt Employees	46.2%	88,478	40,877	129,355	56,331
210268	Associate Professor	Fairbanks	FT		United Academics BU	35.4%	123,458	43,704	167,162	22,358
210271	Student Svcs Professional 2	Fairbanks	FT		PERS - Classified	57.2%	52,200	29,858	82,058	35,734
210272	IS Manager 4	Fairbanks	FT		APT - Exempt Employees	46.2%	112,357	51,909	164,266	71,534
210279	Fiscal Manager 2	Fairbanks	FT		APT - Exempt Employees	46.2%	111,300	51,421	162,721	70,861
210302	Fire Marshal	Fairbanks	FT		PERS - Classified - Firefighters	57.2%	103,798	59,372	163,170	57,076
210314	Student Svcs Manager 2	Fairbanks	FT		APT - Exempt Employees	46.2%	68,309	31,559	99,868	43,490
210318	Fiscal Manager 2	Fairbanks	FT		APT - Exempt Employees	46.2%	92,978	42,956	135,934	44,397
210325	Fiscal Technician 3	Fairbanks	FT		PERS - Classified	57.2%	52,747	30,171	82,918	28,887
210326	IS Consultant 2A	Fairbanks	FT		PERS - Classified	57.2%	54,878	31,390	86,268	37,568
210329	Fiscal Professional 3	Fairbanks	FT		APT - Exempt Employees	46.2%	93,936	43,398	137,334	59,806
210334	Administrative Professional 1	Fairbanks	FT		APT - Exempt Employees	46.2%	57,692	26,654	84,346	36,731
210335	Fiscal Professional 1	Fairbanks	FT		PERS - Classified	57.2%	55,475	31,732	87,207	37,976
210346	Fiscal Professional 2	Fairbanks	FT		APT - Exempt Employees	46.2%	60,038	27,738	87,776	38,224

Personal Services Expenditure Detail
University of Alaska

Component: Fairbanks Campus (741)
RDU: University of Alaska Fairbanks (236)

Notes:

1. If a position is split, an asterisk (*) will appear in the Split/Count column. If the split position is also counted in the component, two asterisks (**) will appear in the column.
2. "Pool" PCN refers to UA temporary positions, such as adjunct faculty; student employees; and other non-permanent staff. Multiple incumbents may share the same labor pool position number and pooled budget.

PCN	Job Class Title	Location	Time Status	Split/ Count	Employee Class	Benefit Rate	Annual Budgeted	Annual Benefits	Total Costs	UGF Estimate
							Salary			
210351	Fiscal Technician 4	Fairbanks	FT		PERS - Classified	57.2%	53,812	30,780	84,592	36,838
210366	Fiscal Technician 3	Fairbanks	FT		PERS - Classified	57.2%	53,800	30,774	84,574	36,830
210373	Fac Engineering 5	Fairbanks	FT		APT - Exempt Employees	46.2%	124,200	57,380	181,580	79,074
210375	Fac Engineering 5	Fairbanks	FT		APT - Exempt Employees	46.2%	124,200	57,380	181,580	79,074
210376	Crafts & Trades I (CT1)	Fairbanks	FT		AHECTE- Labor Trades & Crafts	51.9%	51,936	26,955	78,891	34,355
210380	Fac Engineering 5	Fairbanks	FT		APT - Exempt Employees	46.2%	124,200	57,380	181,580	79,074
210385	Fac Engineering 4	Fairbanks	FT		APT - Exempt Employees	46.2%	67,600	31,231	98,831	43,039
210386	Crafts & Trades I (CT1)	Fairbanks	FT		AHECTE- Labor Trades & Crafts	51.9%	51,936	26,955	78,891	34,355
210387	Fac Svcs-MO&U Supervisor 5	Fairbanks	FT		APT - Exempt Employees	46.2%	84,193	38,897	123,090	53,603
210435	Fiscal Manager 2	Fairbanks	FT		APT - Exempt Employees	46.2%	84,200	38,900	123,100	53,607
210441	Fiscal Manager 2	Fairbanks	FT		APT - Exempt Employees	46.2%	91,200	42,134	133,334	58,064
210442	Fiscal Technician 3	Fairbanks	FT		PERS - Classified	57.2%	51,701	29,573	81,274	35,393
210448	Risk Management 4	Fairbanks	FT		APT - Exempt Employees	46.2%	82,552	38,139	120,691	52,558
210466	Fiscal Professional 1	Fairbanks	FT		PERS - Classified	57.2%	52,746	30,171	82,917	36,108
210475	Fac Engineering 6	Fairbanks	FT		APT - Exempt Employees	46.2%	85,900	39,686	125,586	54,690
210476	Fac Engineering 4	Fairbanks	FT		APT - Exempt Employees	46.2%	101,800	47,032	148,832	64,813
210486	Admin Specialist 3	Fairbanks	FT		APT - Exempt Employees	46.2%	58,844	27,186	86,030	37,464
210491	Professor	Fairbanks	FT		United Academics BU	35.4%	127,100	44,993	172,093	74,943
210500	Environmental Health/Safety 3	Fairbanks	FT		APT - Exempt Employees	46.2%	85,856	39,665	125,521	54,662
211320	Chancellor	Fairbanks	FT		Officer	30.5%	338,576	103,266	441,842	192,412
211322	Communications Specialist 3	Fairbanks	FT		PERS - Classified	57.2%	58,800	33,634	92,434	40,253
211323	Admin Specialist 4	Fairbanks	FT		APT - Exempt Employees	46.2%	93,000	42,966	135,966	59,210
211331	Provost	Fairbanks	FT		Officer	30.5%	270,830	82,603	353,433	153,912
211361	Administrative Management 1	Fairbanks	FT		APT - Exempt Employees	46.2%	97,752	45,161	142,913	62,235
211371	Research Professional 2	Fairbanks	PT	**	APT - Exempt Employees	46.2%	28,750	13,283	42,033	18,304
211375	Student Svcs Professional 3	Fairbanks	FT		APT - Exempt Employees	46.2%	64,365	29,737	94,102	40,979
211379	Administrative Management 5	Fairbanks	FT		APT - Exempt Employees	46.2%	135,706	62,696	198,402	52,939
211381	Admin Specialist 4	Fairbanks	FT		APT - Exempt Employees	46.2%	82,551	38,139	120,690	52,557
211395	Administrative Professional 3	Fairbanks	FT		APT - Exempt Employees	46.2%	100,694	46,521	147,215	64,108
211402	Admin Specialist 3	Fairbanks	FT		APT - Exempt Employees	46.2%	70,334	32,494	102,828	44,779
211540	Fiscal Technician 3	Fairbanks	FT		PERS - Classified	57.2%	50,188	28,708	78,896	27,485
211554	Communications Specialist 3	Fairbanks	FT		PERS - Classified	57.2%	71,000	40,612	111,612	48,604
211560	IS Manager 4	Fairbanks	FT		APT - Exempt Employees	46.2%	93,900	43,382	137,282	59,783
211566	Crafts & Trades I (CT1)	Fairbanks	FT		AHECTE- Labor Trades & Crafts	51.9%	51,936	26,955	78,891	34,355

Personal Services Expenditure Detail
University of Alaska

Component: Fairbanks Campus (741)
RDU: University of Alaska Fairbanks (236)

Notes:

1. If a position is split, an asterisk (*) will appear in the Split/Count column. If the split position is also counted in the component, two asterisks (**) will appear in the column.
2. "Pool" PCN refers to UA temporary positions, such as adjunct faculty; student employees; and other non-permanent staff. Multiple incumbents may share the same labor pool position number and pooled budget.

PCN	Job Class Title	Location	Time Status	Split/ Count	Employee Class	Benefit Rate	Annual Budgeted	Annual Benefits	Total Costs	UGF Estimate
							Salary			
211570	Development 3	Fairbanks	FT		APT - Exempt Employees	46.2%	57,700	26,657	84,357	1,169
211704	Director (Admin)	Fairbanks	FT		Sr. Administrator	30.5%	113,920	34,746	148,666	8,328
211705	Senior Administrator Director	Fairbanks	FT		Sr. Administrator	30.5%	152,018	46,365	198,383	19,478
211706	Assistant Fire Marshal	Fairbanks	FT		APT - Exempt Employees	46.2%	82,895	38,297	121,192	47,668
211711	Safety Svcs-Fire 2	Fairbanks	FT		PERS - Classified - Firefighters	57.2%	139,183	79,613	218,796	12,257
211716	Safety Svcs-Fire 2	Fairbanks	FT		PERS - Classified - Firefighters	57.2%	152,229	87,075	239,304	13,406
211721	Research Professional 4	Fairbanks	FT		APT - Exempt Employees	46.2%	77,800	35,944	113,744	25,555
211726	Safety Svcs-Fire 1	Fairbanks	FT		PERS - Classified - Firefighters	57.2%	111,749	63,920	175,669	9,841
211731	Safety Svcs-Fire 1	Fairbanks	FT		PERS - Classified - Firefighters	57.2%	108,529	62,079	170,608	9,558
211736	Safety Svcs-Fire 1	Fairbanks	FT		PERS - Classified - Firefighters	57.2%	112,889	64,573	177,462	9,942
211741	Safety Svcs-Fire 2	Fairbanks	FT		PERS - Classified - Firefighters	57.2%	142,000	81,224	223,224	12,505
211746	Safety Svcs-Fire 1	Fairbanks	FT		PERS - Classified - Firefighters	57.2%	108,529	62,079	170,608	9,558
211750	Safety Svcs-Police 3	Fairbanks	FT		PERS - Classified	57.2%	90,600	51,823	142,423	62,022
211755	Safety Services-Dispatcher 4	Fairbanks	FT		PERS - Classified	57.2%	71,809	41,075	112,884	49,158
211901	Safety Svcs-Police 1	Fairbanks	FT		PERS - Classified	57.2%	64,000	36,608	100,608	43,812
211908	Safety Svcs-Police 3	Fairbanks	FT		PERS - Classified	57.2%	86,300	49,364	135,664	59,078
211910	IS Consultant 4A	Fairbanks	FT		APT - Exempt Employees	46.2%	53,900	24,902	78,802	34,316
211911	Senior Administrator Director	Fairbanks	FT		Sr. Administrator	30.5%	194,751	59,399	254,150	110,676
211915	Safety Svcs-Fire 1	Fairbanks	FT		PERS - Classified - Firefighters	57.2%	109,569	62,673	172,242	9,649
211918	Administrative Professional 1	Fairbanks	FT		APT - Exempt Employees	46.2%	85,900	39,686	125,586	54,690
211921	Safety Svcs-Police 2	Fairbanks	FT		PERS - Classified	57.2%	82,000	46,904	128,904	56,135
211926	Student Svcs Professional 3	Fairbanks	FT		APT - Exempt Employees	46.2%	59,440	27,461	86,901	37,843
212120	Campus Services Generalist 4	Fairbanks	FT		PERS - Classified	57.2%	44,517	25,464	69,981	30,475
212122	Assistant Professor	Fairbanks	FT		United Academics BU	35.4%	87,987	31,147	119,134	51,880
212471	Crafts & Trades III (CT3)	Fairbanks	FT		AHECTE- Labor Trades & Crafts	51.9%	83,025	43,090	126,115	54,920
212643	Crafts & Trades II (CT2)	Fairbanks	FT		AHECTE- Labor Trades & Crafts	51.9%	63,214	32,808	96,022	41,815
213515	Crafts & Trades I (CT1)	Fairbanks	FT		AHECTE- Labor Trades & Crafts	51.9%	56,242	29,190	85,432	37,203
213550	IS Professional 3A	Fairbanks	FT		APT - Exempt Employees	46.2%	78,479	36,257	114,736	49,965
213562	Fac Svcs-MO&U Supervisor 2	Fairbanks	FT		PERS - Classified	57.2%	64,366	36,817	101,183	44,063
213573	Human Resources Technician 4	Fairbanks	FT		PERS - Classified	57.2%	63,100	36,093	99,193	43,196
213574	Maint Service Worker IV (MSW4)	Fairbanks	FT		AHECTE- Labor Trades & Crafts	51.9%	46,158	23,956	70,114	30,533
213575	Maint Service Worker IV (MSW4)	Fairbanks	FT		AHECTE- Labor Trades & Crafts	51.9%	46,158	23,956	70,114	30,533
213576	Fac Svcs-MO&U Supervisor 6	Fairbanks	FT		APT - Exempt Employees	46.2%	133,080	61,483	194,563	84,728
213577	Fac Svcs-MO&U Supervisor 5	Fairbanks	FT		APT - Exempt Employees	46.2%	82,552	38,139	120,691	52,558

Personal Services Expenditure Detail
University of Alaska

Component: Fairbanks Campus (741)
RDU: University of Alaska Fairbanks (236)

Notes:

1. If a position is split, an asterisk (*) will appear in the Split/Count column. If the split position is also counted in the component, two asterisks (**) will appear in the column.
2. "Pool" PCN refers to UA temporary positions, such as adjunct faculty; student employees; and other non-permanent staff. Multiple incumbents may share the same labor pool position number and pooled budget.

PCN	Job Class Title	Location	Time Status	Split/ Count	Employee Class	Benefit Rate	Annual Budgeted	Annual	Total	UGF
							Salary	Benefits	Costs	Estimate
213578	Fac Svcs-MO&U Supervisor 5	Fairbanks	FT		APT - Exempt Employees	46.2%	80,888	37,370	118,258	30,899
213579	Human Resources Technician 3	Fairbanks	FT		PERS - Classified	57.2%	56,562	32,353	88,915	38,721
213580	Crafts & Trades I (CT1)	Fairbanks	FT		AHECTE- Labor Trades & Crafts	51.9%	53,002	27,508	80,510	35,060
213581	Crafts & Trades II (CT2)	Fairbanks	FT		AHECTE- Labor Trades & Crafts	51.9%	64,493	33,472	97,965	42,661
213584	Maint Service Worker IV (MSW4)	Fairbanks	FT		AHECTE- Labor Trades & Crafts	51.9%	46,155	23,954	70,109	30,531
213586	IS Professional 5A	Fairbanks	FT		APT - Exempt Employees	46.2%	77,000	35,574	112,574	49,023
213596	Administrative Management 1	Fairbanks	FT		APT - Exempt Employees	46.2%	83,300	38,485	121,785	53,034
213606	Crafts & Trades III (CT3)	Fairbanks	FT		AHECTE- Labor Trades & Crafts	51.9%	79,161	41,085	120,246	52,364
213610	Crafts & Trades I (CT1)	Fairbanks	FT		AHECTE- Labor Trades & Crafts	51.9%	64,531	33,492	98,023	42,687
213620	Fac Svcs-MO&U Supervisor 5	Fairbanks	FT		APT - Exempt Employees	46.2%	92,977	42,955	135,932	59,195
213625	Crafts & Trades II (CT2)	Fairbanks	FT		AHECTE- Labor Trades & Crafts	51.9%	63,214	32,808	96,022	41,815
213631	Crafts & Trades I (CT1)	Fairbanks	FT		AHECTE- Labor Trades & Crafts	51.9%	51,900	26,936	78,836	34,331
213640	Crafts & Trades I (CT1)	Fairbanks	FT		AHECTE- Labor Trades & Crafts	51.9%	50,700	26,313	77,013	33,537
213645	Fiscal Technician 2	Fairbanks	FT		PERS - Classified	57.2%	46,404	26,543	72,947	31,767
213650	Crafts & Trades II (CT2)	Fairbanks	FT		AHECTE- Labor Trades & Crafts	51.9%	59,611	30,938	90,549	39,432
213651	Crafts & Trades I (CT1)	Fairbanks	FT		AHECTE- Labor Trades & Crafts	51.9%	52,000	26,988	78,988	21,717
213655	Crafts & Trades II (CT2)	Fairbanks	FT		AHECTE- Labor Trades & Crafts	51.9%	70,335	36,504	106,839	46,526
213656	Crafts & Trades II (CT2)	Fairbanks	FT		AHECTE- Labor Trades & Crafts	51.9%	61,999	32,177	94,176	41,012
213670	Crafts & Trades III (CT3)	Fairbanks	FT		AHECTE- Labor Trades & Crafts	51.9%	84,598	43,906	128,504	55,961
213675	Maint Service Worker IV (MSW4)	Fairbanks	FT		AHECTE- Labor Trades & Crafts	51.9%	55,432	28,769	84,201	36,668
213676	Maint Service Worker IV (MSW4)	Fairbanks	FT		AHECTE- Labor Trades & Crafts	51.9%	46,155	23,954	70,109	30,531
213677	Maint Service Worker IV (MSW4)	Fairbanks	FT		AHECTE- Labor Trades & Crafts	51.9%	46,155	23,954	70,109	30,531
213680	Crafts & Trades III (CT3)	Fairbanks	FT		AHECTE- Labor Trades & Crafts	51.9%	77,072	40,000	117,072	50,982
213685	Crafts & Trades II (CT2)	Fairbanks	FT		AHECTE- Labor Trades & Crafts	51.9%	68,458	35,530	103,988	45,284
213696	Crafts & Trades II (CT2)	Fairbanks	FT		AHECTE- Labor Trades & Crafts	51.9%	65,815	34,158	99,973	43,536
213700	Crafts & Trades III (CT3)	Fairbanks	FT		AHECTE- Labor Trades & Crafts	51.9%	84,598	43,906	128,504	55,961
213705	Fac Engineering 6	Fairbanks	PT		APT - Exempt Employees	46.2%	105,500	48,741	154,241	67,168
213712	Fac Svcs-MO&U Supervisor 5	Fairbanks	FT		APT - Exempt Employees	46.2%	92,977	42,955	135,932	59,195
213715	Crafts & Trades III (CT3)	Fairbanks	FT		AHECTE- Labor Trades & Crafts	51.9%	77,072	40,000	117,072	50,982
213720	Crafts & Trades I (CT1)	Fairbanks	FT		AHECTE- Labor Trades & Crafts	51.9%	54,025	28,039	82,064	35,737
213725	Crafts & Trades I (CT1)	Fairbanks	FT		AHECTE- Labor Trades & Crafts	51.9%	51,936	26,955	78,891	34,355
213740	Crafts & Trades III (CT3)	Fairbanks	FT		AHECTE- Labor Trades & Crafts	51.9%	84,598	43,906	128,504	55,961
213751	Fiscal Manager 4	Fairbanks	FT		APT - Exempt Employees	46.2%	120,536	55,688	176,224	76,741
213755	Executive Director	Fairbanks	FT		Sr. Administrator	30.5%	167,700	51,149	218,849	95,303

Personal Services Expenditure Detail
University of Alaska

Component: Fairbanks Campus (741)
RDU: University of Alaska Fairbanks (236)

Notes:

1. If a position is split, an asterisk (*) will appear in the Split/Count column. If the split position is also counted in the component, two asterisks (**) will appear in the column.
2. "Pool" PCN refers to UA temporary positions, such as adjunct faculty; student employees; and other non-permanent staff. Multiple incumbents may share the same labor pool position number and pooled budget.

PCN	Job Class Title	Location	Time Status	Split/ Count	Employee Class	Benefit Rate	Annual	Annual Benefits	Total Costs	UGF Estimate
							Budgeted Salary			
213770	Maint Service Worker IV (MSW4)	Fairbanks	FT		AHECTE- Labor Trades & Crafts	51.9%	45,000	23,355	68,355	29,767
213780	Crafts & Trades II (CT2)	Fairbanks	FT		AHECTE- Labor Trades & Crafts	51.9%	58,417	30,318	88,735	38,642
213791	Crafts & Trades I (CT1)	Fairbanks	PT		AHECTE- Labor Trades & Crafts	51.9%	58,168	30,189	88,357	38,477
213796	Crafts & Trades II (CT2)	Fairbanks	FT		AHECTE- Labor Trades & Crafts	51.9%	68,459	35,530	103,989	45,285
213805	Crafts & Trades II (CT2)	Fairbanks	FT		AHECTE- Labor Trades & Crafts	51.9%	58,600	30,413	89,013	0
213815	Crafts & Trades III (CT3)	Fairbanks	FT		AHECTE- Labor Trades & Crafts	51.9%	74,130	38,473	112,603	49,036
213820	Crafts & Trades I (CT1)	Fairbanks	FT		AHECTE- Labor Trades & Crafts	51.9%	51,936	26,955	78,891	34,355
213825	Maint Service Worker IV (MSW4)	Fairbanks	FT		AHECTE- Labor Trades & Crafts	51.9%	46,155	23,954	70,109	30,531
213840	Crafts & Trades III (CT3)	Fairbanks	FT		AHECTE- Labor Trades & Crafts	51.9%	86,320	44,800	131,120	57,100
213845	Student Svcs Professional 3	Fairbanks	FT		APT - Exempt Employees	46.2%	67,627	31,244	98,871	43,056
213850	Admin Specialist 3	Fairbanks	FT		APT - Exempt Employees	46.2%	80,099	37,006	117,105	50,996
213856	Crafts & Trades II (CT2)	Fairbanks	FT		AHECTE- Labor Trades & Crafts	51.9%	65,815	34,158	99,973	43,536
213860	Crafts & Trades I (CT1)	Fairbanks	FT		AHECTE- Labor Trades & Crafts	51.9%	62,468	32,421	94,889	41,322
213865	Fac Svcs-MO&U Supervisor 5	Fairbanks	FT		APT - Exempt Employees	46.2%	91,164	42,118	133,282	58,041
213870	Crafts & Trades II (CT2)	Fairbanks	FT		AHECTE- Labor Trades & Crafts	51.9%	69,438	36,038	105,476	45,932
213875	Crafts & Trades III (CT3)	Fairbanks	FT		AHECTE- Labor Trades & Crafts	51.9%	72,972	37,872	110,844	48,270
213890	Crafts & Trades III (CT3)	Fairbanks	FT		AHECTE- Labor Trades & Crafts	51.9%	75,601	39,237	114,838	50,009
213895	Library Professional 1	Fairbanks	PT		PERS - Classified	57.2%	26,904	15,389	42,293	5,043
213900	Crafts & Trades I (CT1)	Fairbanks	FT		AHECTE- Labor Trades & Crafts	51.9%	51,900	26,936	78,836	34,331
213905	Crafts & Trades III (CT3)	Fairbanks	FT		AHECTE- Labor Trades & Crafts	51.9%	79,162	41,085	120,247	52,365
213910	Crafts & Trades II (CT2)	Fairbanks	FT		AHECTE- Labor Trades & Crafts	51.9%	75,174	39,015	114,189	49,727
213917	Crafts & Trades II (CT2)	Fairbanks	FT		AHECTE- Labor Trades & Crafts	51.9%	70,335	36,504	106,839	46,526
213960	Student Svcs Professional 3	Fairbanks	FT		APT - Exempt Employees	46.2%	61,871	28,584	90,455	39,391
213965	Proc/ Cont Svcs Technician 2	Fairbanks	FT		PERS - Classified	57.2%	48,268	27,609	75,877	33,043
213981	Crafts & Trades I (CT1)	Fairbanks	FT		AHECTE- Labor Trades & Crafts	51.9%	51,936	26,955	78,891	34,355
213991	Crafts & Trades III (CT3)	Fairbanks	FT		AHECTE- Labor Trades & Crafts	51.9%	77,071	40,000	117,071	50,982
213996	Crafts & Trades I (CT1)	Fairbanks	FT		AHECTE- Labor Trades & Crafts	51.9%	54,000	28,026	82,026	35,720
214005	Crafts & Trades III (CT3)	Fairbanks	FT		AHECTE- Labor Trades & Crafts	51.9%	77,072	40,000	117,072	50,982
214010	Crafts & Trades III (CT3)	Fairbanks	FT		AHECTE- Labor Trades & Crafts	51.9%	81,314	42,202	123,516	53,788
214015	Maint Service Worker IV (MSW4)	Fairbanks	FT		AHECTE- Labor Trades & Crafts	51.9%	46,158	23,956	70,114	30,533
214026	Maint Service Worker IV (MSW4)	Fairbanks	FT		AHECTE- Labor Trades & Crafts	51.9%	45,000	23,355	68,355	29,767
214030	Maint Service Worker IV (MSW4)	Fairbanks	FT		AHECTE- Labor Trades & Crafts	51.9%	46,158	23,956	70,114	30,533
214037	Student Svcs Manager 3	Fairbanks	FT		APT - Exempt Employees	46.2%	105,800	48,880	154,680	0
214040	Student Svcs Manager 2	Fairbanks	FT		APT - Exempt Employees	46.2%	101,718	46,994	148,712	64,760

Personal Services Expenditure Detail
University of Alaska

Component: Fairbanks Campus (741)
RDU: University of Alaska Fairbanks (236)

Notes:

1. If a position is split, an asterisk (*) will appear in the Split/Count column. If the split position is also counted in the component, two asterisks (**) will appear in the column.
2. "Pool" PCN refers to UA temporary positions, such as adjunct faculty; student employees; and other non-permanent staff. Multiple incumbents may share the same labor pool position number and pooled budget.

PCN	Job Class Title	Location	Time Status	Split/ Count	Employee Class	Benefit Rate	Annual	Annual Benefits	Total Costs	UGF Estimate
							Budgeted Salary			
214046	Crafts & Trades III (CT3)	Fairbanks	FT		AHECTE- Labor Trades & Crafts	51.9%	74,130	38,473	112,603	49,036
214055	Crafts & Trades II (CT2)	Fairbanks	FT		AHECTE- Labor Trades & Crafts	51.9%	75,174	39,015	114,189	49,727
214071	IS Professional 3A	Fairbanks	FT		APT - Exempt Employees	46.2%	56,622	26,159	82,781	36,049
214076	Maint Service Worker IV (MSW4)	Fairbanks	FT		AHECTE- Labor Trades & Crafts	51.9%	49,975	25,937	75,912	0
214096	Crafts & Trades II (CT2)	Fairbanks	FT		AHECTE- Labor Trades & Crafts	51.9%	67,073	34,811	101,884	44,368
214100	Crafts & Trades II (CT2)	Fairbanks	FT		AHECTE- Labor Trades & Crafts	51.9%	68,459	35,530	103,989	45,285
214106	Fac Svcs-MO&U Supervisor 6	Fairbanks	FT		APT - Exempt Employees	46.2%	118,069	54,548	172,617	63,895
214111	Crafts & Trades III (CT3)	Fairbanks	FT		AHECTE- Labor Trades & Crafts	51.9%	84,598	43,906	128,504	55,961
214126	Crafts & Trades II (CT2)	Fairbanks	FT		AHECTE- Labor Trades & Crafts	51.9%	75,174	39,015	114,189	49,727
214135	Crafts & Trades I (CT1)	Fairbanks	FT		AHECTE- Labor Trades & Crafts	51.9%	55,155	28,625	83,780	36,484
214146	Associate Professor	Fairbanks	FT		United Academics BU	35.4%	127,600	45,170	172,770	57,027
214150	Crafts & Trades II (CT2)	Fairbanks	FT		AHECTE- Labor Trades & Crafts	51.9%	70,335	36,504	106,839	46,526
214181	IS Net Technician 6	Fairbanks	FT		PERS - Classified	57.2%	61,254	35,037	96,291	41,933
214226	Crafts & Trades II (CT2)	Fairbanks	FT		AHECTE- Labor Trades & Crafts	51.9%	73,703	38,252	111,955	48,754
214241	Fiscal Professional 1	Fairbanks	FT		PERS - Classified	57.2%	63,087	36,086	99,173	34,550
214291	Crafts & Trades I (CT1)	Fairbanks	FT		AHECTE- Labor Trades & Crafts	51.9%	54,025	28,039	82,064	35,737
214295	Admin Specialist 2	Fairbanks	FT		PERS - Classified	57.2%	64,984	37,171	102,155	44,486
214311	Crafts & Trades I (CT1)	Fairbanks	PT		AHECTE- Labor Trades & Crafts	51.9%	51,936	26,955	78,891	34,355
214316	Research Professional 2	Fairbanks	FT		APT - Exempt Employees	46.2%	75,451	34,858	110,309	48,037
214330	Crafts & Trades I (CT1)	Fairbanks	FT		AHECTE- Labor Trades & Crafts	51.9%	66,774	34,656	101,430	44,170
214331	Maint Service Worker IV (MSW4)	Fairbanks	FT		AHECTE- Labor Trades & Crafts	51.9%	48,972	25,416	74,388	32,394
214335	Fiscal Professional 3	Fairbanks	FT		APT - Exempt Employees	46.2%	92,081	42,541	134,622	58,625
214340	Admin Specialist 3	Fairbanks	FT		APT - Exempt Employees	46.2%	58,844	27,186	86,030	37,464
214346	Fac Svcs-MO&U Supervisor 2	Fairbanks	FT		PERS - Classified	57.2%	62,425	35,707	98,132	42,734
214420	Development 5	Fairbanks	FT		APT - Exempt Employees	46.2%	116,900	54,008	170,908	74,426
214435	Fiscal Professional 2	Fairbanks	FT		APT - Exempt Employees	46.2%	57,692	26,654	84,346	36,731
214450	Fiscal Professional 3	Fairbanks	FT		APT - Exempt Employees	46.2%	98,700	45,599	144,299	62,839
214455	Safety Svcs-Police 3	Fairbanks	FT		PERS - Classified	57.2%	90,600	51,823	142,423	62,022
214460	Safety Svcs-Police 3	Fairbanks	FT		PERS - Classified	57.2%	90,600	51,823	142,423	62,022
215185	Proc/ Cont Svcs Technician 2	Fairbanks	FT		PERS - Classified	57.2%	47,798	27,340	75,138	32,721
215191	Professor	Fairbanks	PT		United Academics BU	35.4%	67,300	23,824	91,124	39,682
215196	Fac Engineering 6	Fairbanks	FT		APT - Exempt Employees	46.2%	130,436	60,261	190,697	83,044
215201	Crafts & Trades II (CT2)	Fairbanks	FT		AHECTE- Labor Trades & Crafts	51.9%	65,427	33,957	99,384	43,279
215202	Maint Service Worker IV (MSW4)	Fairbanks	FT		AHECTE- Labor Trades & Crafts	51.9%	51,697	26,831	78,528	34,197

Personal Services Expenditure Detail
University of Alaska

Component: Fairbanks Campus (741)
RDU: University of Alaska Fairbanks (236)

Notes:

1. If a position is split, an asterisk (*) will appear in the Split/Count column. If the split position is also counted in the component, two asterisks (**) will appear in the column.
2. "Pool" PCN refers to UA temporary positions, such as adjunct faculty; student employees; and other non-permanent staff. Multiple incumbents may share the same labor pool position number and pooled budget.

PCN	Job Class Title	Location	Time Status	Split/ Count	Employee Class	Benefit Rate	Annual Budgeted	Annual	Total	UGF
							Salary	Benefits	Costs	Estimate
215203	Maint Service Worker IV (MSW4)	Fairbanks	FT		AHECTE- Labor Trades & Crafts	51.9%	46,158	23,956	70,114	30,533
215206	Crafts & Trades I (CT1)	Fairbanks	FT		AHECTE- Labor Trades & Crafts	51.9%	51,936	26,955	78,891	34,355
215217	Fiscal Professional 2	Fairbanks	FT		APT - Exempt Employees	46.2%	57,802	26,705	84,507	22,521
215221	Crafts & Trades II (CT2)	Fairbanks	FT		AHECTE- Labor Trades & Crafts	51.9%	84,195	43,697	127,892	55,694
215232	Crafts & Trades III (CT3)	Fairbanks	FT		AHECTE- Labor Trades & Crafts	51.9%	88,453	45,907	134,360	58,511
215236	Crafts & Trades I (CT1)	Fairbanks	FT		AHECTE- Labor Trades & Crafts	51.9%	51,936	26,955	78,891	34,355
215250	Crafts & Trades II (CT2)	Fairbanks	FT		AHECTE- Labor Trades & Crafts	51.9%	86,233	44,755	130,988	57,042
215255	Crafts & Trades I (CT1)	Fairbanks	FT		AHECTE- Labor Trades & Crafts	51.9%	60,765	31,537	92,302	40,195
215260	Crafts & Trades II (CT2)	Fairbanks	FT		AHECTE- Labor Trades & Crafts	51.9%	84,195	43,697	127,892	55,694
215265	Crafts & Trades III (CT3)	Fairbanks	FT		AHECTE- Labor Trades & Crafts	51.9%	94,749	49,175	143,924	62,675
215270	Crafts & Trades III (CT3)	Fairbanks	FT		AHECTE- Labor Trades & Crafts	51.9%	83,025	43,090	126,115	54,920
215275	Crafts & Trades II (CT2)	Fairbanks	FT		AHECTE- Labor Trades & Crafts	51.9%	70,799	36,745	107,544	46,833
215285	Crafts & Trades II (CT2)	Fairbanks	FT		AHECTE- Labor Trades & Crafts	51.9%	59,611	30,938	90,549	39,432
215291	Crafts & Trades I (CT1)	Fairbanks	PT		AHECTE- Labor Trades & Crafts	51.9%	58,417	30,318	88,735	38,642
215300	Crafts & Trades II (CT2)	Fairbanks	FT		AHECTE- Labor Trades & Crafts	51.9%	85,891	44,577	130,468	56,816
215315	Maint Service Worker IV (MSW4)	Fairbanks	FT		AHECTE- Labor Trades & Crafts	51.9%	46,155	23,954	70,109	30,531
215326	Crafts & Trades III (CT3)	Fairbanks	FT		AHECTE- Labor Trades & Crafts	51.9%	79,778	41,405	121,183	52,772
215330	Crafts & Trades I (CT1)	Fairbanks	FT		AHECTE- Labor Trades & Crafts	51.9%	54,025	28,039	82,064	35,737
215340	IS Net Technician 6	Fairbanks	FT		PERS - Classified	57.2%	61,254	35,037	96,291	41,933
215691	Stu Svcs Profess 2 (Exempt)	Fairbanks	FT		APT - Exempt Employees	46.2%	52,200	24,116	76,316	33,234
215701	IS Professional 3A	Fairbanks	FT		APT - Exempt Employees	46.2%	73,498	33,956	107,454	46,794
215711	Research Professional 2	Fairbanks	FT		APT - Exempt Employees	46.2%	54,696	25,270	79,966	34,823
215841	Fac Engineering 4	Fairbanks	FT		APT - Exempt Employees	46.2%	96,800	44,722	141,522	61,629
215846	Student Svcs Manager 2	Fairbanks	PT		APT - Exempt Employees	46.2%	68,572	31,680	100,252	43,657
215855	Crafts & Trades III (CT3)	Fairbanks	FT		AHECTE- Labor Trades & Crafts	51.9%	73,713	38,257	111,970	48,760
215867	Student Svcs Technician 3	Fairbanks	FT		PERS - Classified	57.2%	56,562	32,353	88,915	38,721
215870	IS Net Technician 6	Fairbanks	FT		PERS - Classified	57.2%	58,844	33,659	92,503	40,283
215875	Admin Specialist 3	Fairbanks	FT		APT - Exempt Employees	46.2%	57,692	26,654	84,346	36,731
215876	Student Svcs Professional 3	Fairbanks	FT		APT - Exempt Employees	46.2%	65,623	30,318	95,941	41,780
215901	Administrative Professional 3	Fairbanks	FT		APT - Exempt Employees	46.2%	74,700	34,511	109,211	23,748
215905	Administrative Management 2	Fairbanks	FT		APT - Exempt Employees	46.2%	74,684	34,504	109,188	47,549
215916	Admin Specialist 1	Fairbanks	FT		PERS - Classified	57.2%	48,454	27,716	76,170	0
216075	Student Svcs Professional 3	Fairbanks	FT		APT - Exempt Employees	46.2%	80,099	37,006	117,105	50,996
216266	Environmental Health/Safety 4	Fairbanks	FT		APT - Exempt Employees	46.2%	112,357	51,909	164,266	71,534

Personal Services Expenditure Detail
University of Alaska

Component: Fairbanks Campus (741)
RDU: University of Alaska Fairbanks (236)

Notes:

1. If a position is split, an asterisk (*) will appear in the Split/Count column. If the split position is also counted in the component, two asterisks (**) will appear in the column.
2. "Pool" PCN refers to UA temporary positions, such as adjunct faculty; student employees; and other non-permanent staff. Multiple incumbents may share the same labor pool position number and pooled budget.

PCN	Job Class Title	Location	Time Status	Split/ Count	Employee Class	Benefit Rate	Annual	Annual Benefits	Total Costs	UGF Estimate
							Budgeted Salary			
216270	Associate Professor	Fairbanks	FT		United Academics BU	35.4%	81,100	28,709	109,809	47,819
217000	Student Svcs Professional 3	Fairbanks	FT		APT - Exempt Employees	46.2%	58,233	26,904	85,137	29,896
217010	Student Svcs Professional 3	Fairbanks	FT		APT - Exempt Employees	46.2%	57,692	26,654	84,346	36,731
217015	Student Svcs Professional 4	Fairbanks	FT		APT - Exempt Employees	46.2%	80,889	37,371	118,260	51,499
217020	Student Svcs Professional 4	Fairbanks	FT		APT - Exempt Employees	46.2%	71,763	33,155	104,918	45,689
217025	Broadcast/Media Professional 3	Fairbanks	FT		APT - Exempt Employees	46.2%	68,581	31,684	100,265	43,663
217030	Instructional Designer 3	Fairbanks	FT		APT - Exempt Employees	46.2%	71,336	32,957	104,293	45,417
217045	Professor	Fairbanks	FT		United Academics BU	35.4%	152,200	53,879	206,079	68,164
217050	Research Assoc Professor	Fairbanks	FT		United Academics BU	35.4%	148,400	52,534	200,934	40,919
217055	Assistant Professor	Fairbanks	PT		United Academics BU	35.4%	99,691	35,291	134,982	58,781
217070	Assistant Professor	Fairbanks	FT		United Academics BU	35.4%	111,647	39,523	151,170	56,697
218000	Fiscal Professional 4	Fairbanks	FT		APT - Exempt Employees	46.2%	84,193	38,897	123,090	53,603
218001	Administrative Professional 1	Fairbanks	FT		APT - Exempt Employees	46.2%	69,653	32,180	101,833	44,346
218002	Administrative Professional 1	Fairbanks	FT		APT - Exempt Employees	46.2%	74,684	34,504	109,188	47,549
218003	Admin Generalist 3	Fairbanks	FT		PERS - Classified	57.2%	42,300	24,196	66,496	28,957
218004	Fiscal Technician 3	Fairbanks	FT		PERS - Classified	57.2%	66,300	37,924	104,224	45,387
218006	Communications Manager 2	Fairbanks	FT		APT - Exempt Employees	46.2%	109,200	50,450	159,650	52,696
218007	Admin Generalist 3	Fairbanks	FT		PERS - Classified	57.2%	42,800	24,482	67,282	29,300
218008	Admin Generalist 3	Fairbanks	PT		PERS - Classified	57.2%	29,000	16,588	45,588	19,852
218009	Fiscal Technician 3	Fairbanks	FT		PERS - Classified	57.2%	48,300	27,628	75,928	33,065
218010	Admin Specialist 3	Fairbanks	FT		APT - Exempt Employees	46.2%	42,000	19,404	61,404	26,740
218011	Fiscal Technician 3	Fairbanks	FT		PERS - Classified	57.2%	59,400	33,977	93,377	40,663
218012	Admin Specialist 2	Fairbanks	FT		PERS - Classified	57.2%	44,480	25,443	69,923	30,450
218013	Admin Specialist 2	Fairbanks	FT		PERS - Classified	57.2%	33,400	19,105	52,505	22,865
218016	Fiscal Technician 3	Fairbanks	FT		PERS - Classified	57.2%	40,400	23,109	63,509	27,657
218018	Admin Specialist 2	Fairbanks	PT		PERS - Classified	57.2%	33,400	19,105	52,505	22,865
218019	Fiscal Technician 3	Fairbanks	FT		PERS - Classified	57.2%	40,400	23,109	63,509	27,657
240006	Assistant Professor	Fairbanks	FT		United Academics BU	35.4%	127,600	45,170	172,770	47,493
240007	Senior Administrator Director	Fairbanks	FT		Sr. Administrator	30.5%	196,057	59,797	255,854	84,773
240035	Professor	Fairbanks	FT		United Academics BU	35.4%	101,613	35,971	137,584	28,912
240046	Crafts & Trades I (CT1)	Fairbanks	FT		AHECTE- Labor Trades & Crafts	51.9%	51,936	26,955	78,891	34,355
240085	Associate Professor	Fairbanks	FT		United Academics BU	35.4%	80,157	28,376	108,533	47,263
240116	Professor	Fairbanks	FT		United Academics BU	35.4%	152,830	54,102	206,932	41,305
240141	Assistant Professor	Fairbanks	FT		United Academics BU	35.4%	127,500	45,135	172,635	43,381

Personal Services Expenditure Detail
University of Alaska

Component: Fairbanks Campus (741)
RDU: University of Alaska Fairbanks (236)

Notes:

1. If a position is split, an asterisk (*) will appear in the Split/Count column. If the split position is also counted in the component, two asterisks (**) will appear in the column.
2. "Pool" PCN refers to UA temporary positions, such as adjunct faculty; student employees; and other non-permanent staff. Multiple incumbents may share the same labor pool position number and pooled budget.

PCN	Job Class Title	Location	Time Status	Split/ Count	Employee Class	Benefit Rate	Annual	Annual Benefits	Total Costs	UGF Estimate
							Budgeted Salary			
240175	Director (Admin)	Fairbanks	FT		Sr. Administrator	30.5%	209,000	63,745	272,745	84,276
240237	Professor	Fairbanks	FT		United Academics BU	35.4%	99,247	35,133	134,380	45,488
240240	Fiscal Technician 4	Fairbanks	PT		PERS - Classified	57.2%	29,700	16,988	46,688	4,429
240250	Research Professional 4	Fairbanks	FT		APT - Exempt Employees	46.2%	127,400	58,859	186,259	2,581
240321	Administrative Management 4	Fairbanks	FT		APT - Exempt Employees	46.2%	107,299	49,572	156,871	16,179
240331	Admin Specialist 3	Fairbanks	FT		APT - Exempt Employees	46.2%	37,078	17,130	54,208	23,606
240335	Administrative Management 4	Fairbanks	FT		APT - Exempt Employees	46.2%	141,200	65,234	206,434	89,897
240340	Admin Specialist 2	Fairbanks	FT		PERS - Classified	57.2%	69,920	39,994	109,914	38,597
240350	Assistant Professor	Fairbanks	FT		United Academics BU	35.4%	75,500	26,727	102,227	10,037
240365	Fiscal Manager 3	Fairbanks	FT		APT - Exempt Employees	46.2%	108,000	49,896	157,896	2,188
240380	Admin Specialist 3	Fairbanks	FT		APT - Exempt Employees	46.2%	83,300	38,485	121,785	53,034
240385	Research Professional 4	Fairbanks	FT		APT - Exempt Employees	46.2%	115,800	53,500	169,300	73,726
240402	Administrative Professional 4	Fairbanks	FT		APT - Exempt Employees	46.2%	90,269	41,704	131,973	57,471
240430	Admin Specialist 2	Fairbanks	FT		PERS - Classified	57.2%	42,840	24,504	67,344	29,327
240445	Crafts & Trades III (CT3)	Fairbanks	FT		AHECTE- Labor Trades & Crafts	51.9%	84,600	43,907	128,507	55,962
240461	Administrative Professional 3	Fairbanks	FT		APT - Exempt Employees	46.2%	108,400	50,081	158,481	69,015
240467	Research Professional 5	Fairbanks	FT		APT - Exempt Employees	46.2%	131,800	60,892	192,692	83,913
240512	Administrative Management 2	Fairbanks	FT		APT - Exempt Employees	46.2%	103,084	47,625	150,709	14,373
240513	Communications Manager 1	Fairbanks	FT		APT - Exempt Employees	46.2%	77,318	35,721	113,039	8,151
240530	Administrative Professional 1	Fairbanks	FT		APT - Exempt Employees	46.2%	65,875	30,434	96,309	0
240580	Research Professional 5	Fairbanks	FT		APT - Exempt Employees	46.2%	131,800	60,892	192,692	14,875
240586	Fiscal Professional 2	Fairbanks	FT		APT - Exempt Employees	46.2%	66,925	30,919	97,844	38,348
240591	Assistant Professor	Fairbanks	FT		United Academics BU	35.4%	101,787	36,033	137,820	26,279
240600	Admin Specialist 3	Fairbanks	FT		APT - Exempt Employees	46.2%	73,900	34,142	108,042	47,050
240616	Administrative Management 2	Fairbanks	FT		APT - Exempt Employees	46.2%	44,400	20,513	64,913	28,268
240628	Communications Specialist 4	Fairbanks	FT		APT - Exempt Employees	46.2%	85,100	39,316	124,416	41,051
240650	Administrative Management 4	Fairbanks	FT		APT - Exempt Employees	46.2%	140,000	64,680	204,680	89,133
240660	Student Svcs Professional 3	Fairbanks	FT		APT - Exempt Employees	46.2%	73,200	33,818	107,018	46,604
240671	Director (Admin)	Fairbanks	FT		Sr. Administrator	30.5%	199,432	60,827	260,259	61,774
240681	Communications Manager 3	Fairbanks	FT		APT - Exempt Employees	46.2%	104,900	48,464	153,364	15,070
240695	Fiscal Professional 1	Fairbanks	FT		PERS - Classified	57.2%	58,800	33,634	92,434	40,253
240700	IS Professional 2A	Fairbanks	FT		PERS - Classified	57.2%	57,692	33,000	90,692	39,494
240708	Student Svcs Manager 2	Fairbanks	FT		APT - Exempt Employees	46.2%	87,604	40,473	128,077	55,775
240710	Fiscal Professional 3	Fairbanks	FT		APT - Exempt Employees	46.2%	103,750	47,933	151,683	66,054

Personal Services Expenditure Detail
University of Alaska

Component: Fairbanks Campus (741)
RDU: University of Alaska Fairbanks (236)

Notes:

1. If a position is split, an asterisk (*) will appear in the Split/Count column. If the split position is also counted in the component, two asterisks (**) will appear in the column.
2. "Pool" PCN refers to UA temporary positions, such as adjunct faculty; student employees; and other non-permanent staff. Multiple incumbents may share the same labor pool position number and pooled budget.

PCN	Job Class Title	Location	Time Status	Split/ Count	Employee Class	Benefit Rate	Annual	Annual Benefits	Total Costs	UGF Estimate
							Budgeted Salary			
240772	Communications Manager 3	Fairbanks	FT		APT - Exempt Employees	46.2%	93,900	43,382	137,282	59,783
240800	Director (Academic)	Fairbanks	FT		Sr. Administrator	30.5%	203,274	61,999	265,273	13,743
240801	Professor	Fairbanks	FT		United Academics BU	35.4%	97,973	34,682	132,655	57,768
240802	Associate Professor	Fairbanks	FT		United Academics BU	35.4%	138,286	48,953	187,239	55,739
240803	Fiscal Professional 1	Fairbanks	FT		PERS - Classified	57.2%	52,746	30,171	82,917	36,108
240826	Assistant Professor	Fairbanks	FT		United Academics BU	35.4%	141,268	50,009	191,277	83,297
240829	Assistant Professor	Fairbanks	FT		United Academics BU	35.4%	71,750	25,400	97,150	42,306
240837	Associate Dean/Faculty	Fairbanks	FT		Non-Represented Faculty	30.5%	229,764	70,078	299,842	130,574
240838	Research Professional 4	Fairbanks	FT		APT - Exempt Employees	46.2%	109,200	50,450	159,650	61,079
240840	Fiscal Professional 3	Fairbanks	FT		APT - Exempt Employees	46.2%	81,904	37,840	119,744	33,976
240842	Fiscal Technician 4	Fairbanks	FT		PERS - Classified	57.2%	54,900	31,403	86,303	37,583
240848	Admin Specialist 1	Fairbanks	PT		PERS - Classified	57.2%	49,700	28,428	78,128	34,023
240856	Professor	Fairbanks	PT		United Academics BU	35.4%	98,060	34,713	132,773	57,820
240857	Instructor	Fairbanks	FT		United Academics BU	35.4%	91,800	32,497	124,297	54,128
240859	Associate Professor	Fairbanks	FT		United Academics BU	35.4%	105,116	37,211	142,327	14,352
240860	Associate Professor	Fairbanks	FT		United Academics BU	35.4%	85,404	30,233	115,637	50,357
240861	Student Svcs Professional 2	Fairbanks	FT		PERS - Classified	57.2%	64,983	37,170	102,153	44,485
240862	Library Technician 4	Fairbanks	FT		PERS - Classified	57.2%	51,701	29,573	81,274	35,393
240863	Professor	Fairbanks	FT		United Academics BU	35.4%	92,483	32,739	125,222	54,531
240868	Associate Professor	Fairbanks	FT		United Academics BU	35.4%	120,300	42,586	162,886	70,933
240869	Assistant Professor	Fairbanks	FT		United Academics BU	35.4%	95,500	33,807	129,307	56,310
240871	Research Professional 2	Fairbanks	FT		APT - Exempt Employees	46.2%	76,987	35,568	112,555	49,015
240872	Fiscal Professional 1	Fairbanks	FT		PERS - Classified	57.2%	55,475	31,732	87,207	37,976
240874	Fiscal Manager 2	Fairbanks	FT		APT - Exempt Employees	46.2%	95,800	44,260	140,060	60,993
240875	IS Net Technician 6	Fairbanks	FT		PERS - Classified	57.2%	52,746	30,171	82,917	36,108
240881	Campus Services Generalist 5	Fairbanks	FT		APT - Exempt Employees	46.2%	40,359	18,646	59,005	25,695
240882	IS Professional 5A	Fairbanks	FT		APT - Exempt Employees	46.2%	85,842	39,659	125,501	54,653
240883	Crafts & Trades I (CT1)	Fairbanks	FT		AHECTE- Labor Trades & Crafts	51.9%	53,002	27,508	80,510	35,060
240884	Student Svcs Professional 3	Fairbanks	FT		APT - Exempt Employees	46.2%	64,400	29,753	94,153	41,001
240885	Administrative Management 5	Fairbanks	FT		APT - Exempt Employees	46.2%	129,136	59,661	188,797	82,217
240888	Administrative Management 4	Fairbanks	FT		APT - Exempt Employees	46.2%	112,357	51,909	164,266	71,534
240891	Admin Specialist 2	Fairbanks	FT		PERS - Classified	57.2%	52,746	30,171	82,917	36,108
240892	Research Professional 2	Fairbanks	FT		APT - Exempt Employees	46.2%	55,246	25,524	80,770	35,173
240895	Library Professional 1	Fairbanks	FT		PERS - Classified	57.2%	62,421	35,705	98,126	1,360

Personal Services Expenditure Detail
University of Alaska

Component: Fairbanks Campus (741)
RDU: University of Alaska Fairbanks (236)

Notes:

1. If a position is split, an asterisk (*) will appear in the Split/Count column. If the split position is also counted in the component, two asterisks (**) will appear in the column.
2. "Pool" PCN refers to UA temporary positions, such as adjunct faculty; student employees; and other non-permanent staff. Multiple incumbents may share the same labor pool position number and pooled budget.

PCN	Job Class Title	Location	Time Status	Split/ Count	Employee Class	Benefit Rate	Annual	Annual Benefits	Total Costs	UGF Estimate
							Budgeted Salary			
240896	Admin Specialist 3	Fairbanks	FT		APT - Exempt Employees	46.2%	78,479	36,257	114,736	49,965
240898	Crafts & Trades I (CT1)	Fairbanks	FT		AHECTE- Labor Trades & Crafts	51.9%	55,155	28,625	83,780	36,484
240899	Fiscal Manager 4	Fairbanks	FT		APT - Exempt Employees	46.2%	92,085	42,543	134,628	35,922
240906	Instructional Designer 1	Fairbanks	FT		PERS - Classified	57.2%	52,962	30,294	83,256	36,256
240908	Instructional Designer 4	Fairbanks	FT		APT - Exempt Employees	46.2%	88,800	41,026	129,826	56,536
240910	Broadcast/Media Professional 3	Fairbanks	FT		APT - Exempt Employees	46.2%	59,680	27,572	87,252	37,996
240915	Administrative Management 3	Fairbanks	FT		APT - Exempt Employees	46.2%	92,424	42,700	135,124	58,843
240939	Admin Specialist 3	Fairbanks	FT		APT - Exempt Employees	46.2%	68,992	31,874	100,866	43,925
240940	Admin Specialist 3	Fairbanks	FT		APT - Exempt Employees	46.2%	76,987	35,568	112,555	49,015
240941	Administrative Management 3	Fairbanks	FT		APT - Exempt Employees	46.2%	87,000	40,194	127,194	1,763
240944	Proc/ Cont Svcs Professional 3	Fairbanks	FT		APT - Exempt Employees	46.2%	102,700	47,447	150,147	65,386
240946	Admin Specialist 2	Fairbanks	FT		PERS - Classified	57.2%	44,480	25,443	69,923	30,450
240947	Development 4	Fairbanks	FT		APT - Exempt Employees	46.2%	85,900	39,686	125,586	54,690
240948	Training & Development 2	Fairbanks	PT		PERS - Classified	57.2%	48,300	27,628	75,928	0
240949	Admin Specialist 3	Fairbanks	FT		APT - Exempt Employees	46.2%	76,200	35,204	111,404	48,514
240950	Admin Specialist 3	Fairbanks	FT		APT - Exempt Employees	46.2%	67,627	31,244	98,871	43,056
240951	IS Professional 2A	Fairbanks	PT		PERS - Classified	57.2%	70,400	40,269	110,669	48,194
240952	Student Svcs Manager 2	Fairbanks	FT		APT - Exempt Employees	46.2%	84,193	38,897	123,090	53,603
240953	Maint Service Worker IV (MSW4)	Fairbanks	FT		AHECTE- Labor Trades & Crafts	51.9%	46,155	23,954	70,109	30,531
240954	Administrative Management 1	Fairbanks	FT		APT - Exempt Employees	46.2%	62,425	28,840	91,265	1,265
240955	Development 6	Fairbanks	FT		APT - Exempt Employees	46.2%	94,200	43,520	137,720	59,974
240958	Senior Administrator Director	Fairbanks	FT		Sr. Administrator	30.5%	158,900	48,465	207,365	90,302
240960	Fiscal Professional 3	Fairbanks	FT		APT - Exempt Employees	46.2%	61,800	28,552	90,352	39,346
240962	Professor	Fairbanks	FT		United Academics BU	35.4%	90,125	31,904	122,029	53,141
240966	Student Svcs Manager 3	Fairbanks	FT		APT - Exempt Employees	46.2%	110,118	50,875	160,993	70,108
240967	Instructional Designer 3	Fairbanks	FT		APT - Exempt Employees	46.2%	82,060	37,912	119,972	52,245
240976	Student Svcs Professional 3	Fairbanks	FT		APT - Exempt Employees	46.2%	65,911	30,451	96,362	41,963
240978	Instructional Designer 3	Fairbanks	FT		APT - Exempt Employees	46.2%	69,916	32,301	102,217	44,513
240993	Development 6	Fairbanks	FT		APT - Exempt Employees	46.2%	127,900	59,090	186,990	81,430
240994	Fiscal Professional 1	Fairbanks	PT		PERS - Classified	57.2%	26,373	15,085	41,458	18,054
240995	Fiscal Professional 1	Fairbanks	PT		PERS - Classified	57.2%	41,395	23,678	65,073	28,338
240996	Fiscal Professional 1	Fairbanks	FT		PERS - Classified	57.2%	52,746	30,171	82,917	36,108
240997	Fiscal Professional 1	Fairbanks	FT		PERS - Classified	57.2%	52,746	30,171	82,917	36,108
240998	Fiscal Professional 1	Fairbanks	PT		PERS - Classified	57.2%	40,743	23,305	64,048	27,891

Personal Services Expenditure Detail
University of Alaska

Component: Fairbanks Campus (741)
RDU: University of Alaska Fairbanks (236)

Notes:

1. If a position is split, an asterisk (*) will appear in the Split/Count column. If the split position is also counted in the component, two asterisks (**) will appear in the column.
2. "Pool" PCN refers to UA temporary positions, such as adjunct faculty; student employees; and other non-permanent staff. Multiple incumbents may share the same labor pool position number and pooled budget.

PCN	Job Class Title	Location	Time Status	Split/ Count	Employee Class	Benefit Rate	Annual Budgeted	Annual	Total	UGF
							Salary	Benefits	Costs	Estimate
240999	Fiscal Professional 1	Fairbanks	FT		PERS - Classified	57.2%	52,746	30,171	82,917	36,108
241101	Fiscal Professional 2	Fairbanks	FT		APT - Exempt Employees	46.2%	74,684	34,504	109,188	47,549
241102	Instructional Designer 3	Fairbanks	FT		APT - Exempt Employees	46.2%	31,991	14,780	46,771	20,368
242750	Research Technician 4	Fairbanks	FT		PERS - Classified	57.2%	83,400	47,705	131,105	57,093
242768	Associate Professor	Fairbanks	FT		United Academics BU	35.4%	127,700	45,206	172,906	57,086
242771	Assistant Professor	Fairbanks	FT		United Academics BU	35.4%	120,729	42,738	163,467	51,791
242773	Professor	Fairbanks	FT		United Academics BU	35.4%	160,755	56,907	217,662	56,643
242775	Associate Professor	Fairbanks	FT		United Academics BU	35.4%	138,191	48,920	187,111	42,640
242785	IS Professional 3A	Fairbanks	FT		APT - Exempt Employees	46.2%	68,300	31,555	99,855	43,484
242790	Assistant Professor	Fairbanks	FT		United Academics BU	35.4%	120,600	42,692	163,292	53,870
242795	Assistant Professor	Fairbanks	FT		United Academics BU	35.4%	60,400	21,382	81,782	35,614
242800	Crafts & Trades I (CT1)	Fairbanks	FT		AHECTE- Labor Trades & Crafts	51.9%	51,936	26,955	78,891	34,355
242805	Professor	Fairbanks	FT		United Academics BU	35.4%	60,400	21,382	81,782	8,897
242815	Associate Professor	Fairbanks	FT		United Academics BU	35.4%	127,500	45,135	172,635	63,019
242830	Assistant Professor	Fairbanks	FT		United Academics BU	35.4%	120,403	42,623	163,026	37,718
242836	Assistant Professor	Fairbanks	FT		United Academics BU	35.4%	60,500	21,417	81,917	35,673
242842	Research Technician 3	Fairbanks	FT		PERS - Classified	57.2%	58,000	33,176	91,176	39,705
242851	Professor	Fairbanks	FT		United Academics BU	35.4%	170,400	60,322	230,722	76,155
242860	Professor	Fairbanks	FT		United Academics BU	35.4%	162,000	57,348	219,348	80,050
242865	Administrative Management 3	Fairbanks	FT		APT - Exempt Employees	46.2%	110,100	50,866	160,966	70,097
242870	Assistant Professor	Fairbanks	FT		United Academics BU	35.4%	80,700	28,568	109,268	379
242912	Associate Professor	Fairbanks	FT		United Academics BU	35.4%	144,900	51,295	196,195	64,773
242920	Associate Professor	Fairbanks	FT		United Academics BU	35.4%	131,800	46,657	178,457	58,932
242935	Admin Specialist 2	Fairbanks	FT		PERS - Classified	57.2%	55,500	31,746	87,246	37,994
242945	Fiscal Technician 4	Fairbanks	FT		PERS - Classified	57.2%	63,100	36,093	99,193	43,196
242950	Professor	Fairbanks	FT		United Academics BU	35.4%	144,900	51,295	196,195	64,773
242975	Crafts & Trades III (CT3)	Fairbanks	FT		AHECTE- Labor Trades & Crafts	51.9%	83,025	43,090	126,115	54,920
243015	Assistant Professor	Fairbanks	FT		United Academics BU	35.4%	116,000	41,064	157,064	51,842
243056	Admin Specialist 2	Fairbanks	FT		PERS - Classified	57.2%	60,100	34,377	94,477	41,143
243061	Admin Specialist 3 (NonExempt)	Fairbanks	FT		PERS - Classified	57.2%	64,000	36,608	100,608	43,812
243065	Professor	Fairbanks	FT		United Academics BU	35.4%	161,700	57,242	218,942	29,050
243068	Fiscal Technician 3	Fairbanks	FT		PERS - Classified	57.2%	53,300	30,488	83,788	36,488
243071	Administrative Professional 4	Fairbanks	FT		APT - Exempt Employees	46.2%	88,900	41,072	129,972	56,600
243086	IS Professional 5A	Fairbanks	FT		APT - Exempt Employees	46.2%	87,700	40,517	128,217	55,836

Personal Services Expenditure Detail
University of Alaska

Component: Fairbanks Campus (741)
RDU: University of Alaska Fairbanks (236)

Notes:

1. If a position is split, an asterisk (*) will appear in the Split/Count column. If the split position is also counted in the component, two asterisks (**) will appear in the column.
2. "Pool" PCN refers to UA temporary positions, such as adjunct faculty; student employees; and other non-permanent staff. Multiple incumbents may share the same labor pool position number and pooled budget.

PCN	Job Class Title	Location	Time Status	Split/ Count	Employee Class	Benefit Rate	Annual	Annual Benefits	Total Costs	UGF Estimate
							Budgeted Salary			
243105	Admin Specialist 2	Fairbanks	FT		PERS - Classified	57.2%	55,453	31,719	87,172	37,961
243110	Admin Specialist 3	Fairbanks	FT		APT - Exempt Employees	46.2%	69,700	32,201	101,901	44,376
243151	Research Professional 4	Fairbanks	FT		APT - Exempt Employees	46.2%	96,800	44,722	141,522	61,629
243160	Instructional Designer 4	Fairbanks	FT		APT - Exempt Employees	46.2%	77,800	35,944	113,744	49,533
245170	Professor	Fairbanks	FT		United Academics BU	35.4%	226,800	80,287	307,087	26,919
245221	Administrative Professional 3	Fairbanks	FT		APT - Exempt Employees	46.2%	97,800	45,184	142,984	1,982
245236	Research Professional 3	Fairbanks	FT		APT - Exempt Employees	46.2%	82,800	38,254	121,054	39,956
245245	Administrative Management 1	Fairbanks	FT		APT - Exempt Employees	46.2%	99,746	46,083	145,829	63,505
245251	Administrative Management 4	Fairbanks	FT		APT - Exempt Employees	46.2%	141,179	65,225	206,404	89,884
245252	Senior Administrator Director	Fairbanks	FT		Sr. Administrator	30.5%	196,912	60,058	256,970	73,984
245350	Professor	Fairbanks	FT		United Academics BU	35.4%	126,419	44,752	171,171	36,864
245351	Crafts & Trades III (CT3)	Fairbanks	FT		AHECTE- Labor Trades & Crafts	51.9%	72,972	37,872	110,844	48,270
245355	Professor	Fairbanks	FT		United Academics BU	35.4%	92,115	32,609	124,724	29,710
245356	Assistant Professor	Fairbanks	FT		United Academics BU	35.4%	60,400	21,382	81,782	35,614
245359	Assistant Professor	Fairbanks	FT		United Academics BU	35.4%	85,700	30,338	116,038	50,532
245375	Fiscal Professional 1	Fairbanks	FT		PERS - Classified	57.2%	73,938	42,293	116,231	50,616
245379	Professor	Fairbanks	FT		United Academics BU	35.4%	93,808	33,208	127,016	55,312
245391	Administrative Professional 2	Fairbanks	FT		APT - Exempt Employees	46.2%	75,800	35,020	110,820	48,259
245400	Professor	Fairbanks	FT		United Academics BU	35.4%	103,915	36,786	140,701	34,726
245410	Professor	Fairbanks	FT		United Academics BU	35.4%	101,015	35,759	136,774	35,357
245435	Professor	Fairbanks	FT		United Academics BU	35.4%	138,698	49,099	187,797	28,804
245445	Student Svcs Professional 3	Fairbanks	FT		APT - Exempt Employees	46.2%	58,800	27,166	85,966	37,436
245447	Student Svcs Professional 4	Fairbanks	FT		APT - Exempt Employees	46.2%	78,479	36,257	114,736	49,965
245490	Maint Service Worker IV (MSW4)	Fairbanks	FT		AHECTE- Labor Trades & Crafts	51.9%	46,158	23,956	70,114	0
245495	Administrative Management 4	Fairbanks	FT		APT - Exempt Employees	46.2%	130,600	60,337	190,937	265
245516	Student Svcs Professional 2	Fairbanks	FT		PERS - Classified	57.2%	54,323	31,073	85,396	37,188
245560	Fac Svcs-MO&U Supervisor 3	Fairbanks	FT		APT - Exempt Employees	46.2%	67,800	31,324	99,124	0
245565	Administrative Management 5	Fairbanks	FT		APT - Exempt Employees	46.2%	147,001	67,914	214,915	93,591
245610	Administrative Management 3	Fairbanks	FT		APT - Exempt Employees	46.2%	101,700	46,985	148,685	64,749
245635	IS Manager 3	Fairbanks	FT		APT - Exempt Employees	46.2%	120,453	55,649	176,102	76,688
245650	Assistant Professor	Fairbanks	FT		United Academics BU	35.4%	78,925	27,939	106,864	46,537
245651	Student Services Technician 4	Fairbanks	FT		PERS - Classified	57.2%	57,692	33,000	90,692	39,494
245703	Student Svcs Professional 2	Fairbanks	FT		PERS - Classified	57.2%	50,100	28,657	78,757	34,297
245707	Crafts & Trades II (CT2)	Fairbanks	FT		AHECTE- Labor Trades & Crafts	51.9%	72,275	37,511	109,786	47,809

Personal Services Expenditure Detail
University of Alaska

Component: Fairbanks Campus (741)
RDU: University of Alaska Fairbanks (236)

Notes:

1. If a position is split, an asterisk (*) will appear in the Split/Count column. If the split position is also counted in the component, two asterisks (**) will appear in the column.
2. "Pool" PCN refers to UA temporary positions, such as adjunct faculty; student employees; and other non-permanent staff. Multiple incumbents may share the same labor pool position number and pooled budget.

PCN	Job Class Title	Location	Time	Split/ Count	Employee Class	Benefit Rate	Annual Budgeted	Annual	Total	UGF
							Salary	Benefits	Costs	Estimate
245720	Admin Specialist 2	Fairbanks	FT		PERS - Classified	57.2%	60,600	34,663	95,263	41,485
245724	Admin Specialist 4	Fairbanks	FT		APT - Exempt Employees	46.2%	60,900	28,136	89,036	2,356
245761	Crafts & Trades III (CT3)	Fairbanks	FT		AHECTE- Labor Trades & Crafts	51.9%	65,154	33,815	98,969	43,099
245796	Student Svcs Professional 2	Fairbanks	FT		PERS - Classified	57.2%	52,746	30,171	82,917	36,108
245806	Fiscal Professional 3	Fairbanks	FT		APT - Exempt Employees	46.2%	90,388	41,759	132,147	40,321
245811	Admin Generalist 4	Fairbanks	FT		PERS - Classified	57.2%	56,800	32,490	89,290	25,261
245830	Crafts & Trades III (CT3)	Fairbanks	FT		AHECTE- Labor Trades & Crafts	51.9%	67,300	34,929	102,229	0
245835	Maint Service Worker IV (MSW4)	Fairbanks	FT		AHECTE- Labor Trades & Crafts	51.9%	46,158	23,956	70,114	30,533
245846	Crafts & Trades II (CT2)	Fairbanks	FT		AHECTE- Labor Trades & Crafts	51.9%	58,700	30,465	89,165	19,382
245860	Admin Specialist 2	Fairbanks	FT		PERS - Classified	57.2%	44,480	25,443	69,923	30,450
245880	Vice-Provost	Fairbanks	FT		Sr. Administrator	30.5%	188,000	57,340	245,340	106,840
245890	IS Ops Technician 2	Fairbanks	PT		PERS - Classified	57.2%	42,800	24,482	67,282	29,300
247890	Associate Professor	Fairbanks	PT		United Academics BU	35.4%	65,399	23,151	88,550	38,562
247896	Associate Professor	Fairbanks	PT		United Academics BU	35.4%	73,885	26,155	100,040	43,565
247915	Associate Professor	Fairbanks	FT		United Academics BU	35.4%	118,265	41,866	160,131	57,772
247925	Associate Professor	Fairbanks	FT		United Academics BU	35.4%	101,900	36,073	137,973	60,084
247931	Professor	Fairbanks	FT		United Academics BU	35.4%	104,987	37,165	142,152	61,904
247940	Professor	Fairbanks	FT		United Academics BU	35.4%	164,484	58,227	222,711	73,627
247945	Assistant Professor	Fairbanks	FT		United Academics BU	35.4%	119,726	42,383	162,109	70,595
247960	Professor	Fairbanks	FT		United Academics BU	35.4%	134,782	47,713	182,495	60,332
247986	Admin Specialist 2	Fairbanks	FT		PERS - Classified	57.2%	54,878	31,390	86,268	37,568
247995	Associate Professor	Fairbanks	FT		United Academics BU	35.4%	109,754	38,853	148,607	64,715
248016	Assistant Professor	Fairbanks	FT		United Academics BU	35.4%	98,778	34,967	133,745	58,243
248020	Administrative Professional 4	Fairbanks	FT		APT - Exempt Employees	46.2%	77,300	35,713	113,013	49,214
248030	Administrative Management 4	Fairbanks	FT		APT - Exempt Employees	46.2%	141,745	65,486	207,231	90,244
248047	Crafts & Trades I (CT1)	Fairbanks	FT		AHECTE- Labor Trades & Crafts	51.9%	50,700	26,313	77,013	33,537
248060	Crafts & Trades I (CT1)	Fairbanks	FT		AHECTE- Labor Trades & Crafts	51.9%	54,025	28,039	82,064	35,737
248080	Assistant Professor	Fairbanks	FT		United Academics BU	35.4%	93,300	33,028	126,328	55,013
248086	Associate Professor	Fairbanks	FT		United Academics BU	35.4%	92,074	32,594	124,668	54,290
248100	Fiscal Manager 2	Fairbanks	FT		APT - Exempt Employees	46.2%	77,283	35,705	112,988	0
248116	Research Professional 2	Fairbanks	PT		APT - Exempt Employees	46.2%	47,993	22,173	70,166	30,556
248120	Research Technician 3	Fairbanks	FT		PERS - Classified	57.2%	52,000	29,744	81,744	35,598
248135	Fiscal Professional 2	Fairbanks	FT		APT - Exempt Employees	46.2%	73,200	33,818	107,018	46,604
248141	Research Technician 3	Fairbanks	FT		PERS - Classified	57.2%	55,800	31,918	87,718	38,199

Personal Services Expenditure Detail
University of Alaska

Component: Fairbanks Campus (741)
RDU: University of Alaska Fairbanks (236)

Notes:

1. If a position is split, an asterisk (*) will appear in the Split/Count column. If the split position is also counted in the component, two asterisks (**) will appear in the column.
2. "Pool" PCN refers to UA temporary positions, such as adjunct faculty; student employees; and other non-permanent staff. Multiple incumbents may share the same labor pool position number and pooled budget.

PCN	Job Class Title	Location	Time Status	Split/ Count	Employee Class	Benefit Rate	Annual Budgeted	Annual	Total	UGF
							Salary	Benefits	Costs	Estimate
248150	Administrative Professional 2	Fairbanks	FT		APT - Exempt Employees	46.2%	75,742	34,993	110,735	48,222
248160	Administrative Professional 2	Fairbanks	FT		APT - Exempt Employees	46.2%	86,200	39,824	126,024	54,881
248180	Admin Specialist 1	Fairbanks	FT		PERS - Classified	57.2%	58,500	33,462	91,962	40,047
248190	Fiscal Technician 4	Fairbanks	FT		PERS - Classified	57.2%	68,572	39,223	107,795	46,942
248196	IS Professional 2A	Fairbanks	FT		PERS - Classified	57.2%	66,306	37,927	104,233	45,391
248210	Development 4	Fairbanks	FT		APT - Exempt Employees	46.2%	87,587	40,465	128,052	1,775
248221	Admin Specialist 2	Fairbanks	FT		PERS - Classified	57.2%	66,560	38,072	104,632	45,565
248235	Admin Specialist 2	Fairbanks	FT		PERS - Classified	57.2%	83,660	47,854	131,514	57,271
248245	Crafts & Trades III (CT3)	Fairbanks	FT		AHECTE- Labor Trades & Crafts	51.9%	80,096	41,570	121,666	52,983
248255	Associate Dean/Faculty	Fairbanks	FT		Non-Represented Faculty	30.5%	105,300	32,117	137,417	59,842
248270	Emergency Manager	Fairbanks	FT		APT - Exempt Employees	46.2%	87,604	40,473	128,077	55,775
250281	Director (Academic-Faculty)	Fairbanks	FT		Non-Represented Faculty	30.5%	162,569	49,584	212,153	22,581
250306	Administrative Management 4	Fairbanks	FT		APT - Exempt Employees	46.2%	134,401	62,093	196,494	85,569
250315	IS Professional 2A	Fairbanks	FT		PERS - Classified	57.2%	70,335	40,232	110,567	48,149
250325	Fiscal Manager 2	Fairbanks	FT		APT - Exempt Employees	46.2%	112,400	51,929	164,329	30,016
250333	Student Svcs Technician 2	Fairbanks	FT		PERS - Classified	57.2%	44,516	25,463	69,979	30,474
250470	Fiscal Professional 2	Fairbanks	FT		APT - Exempt Employees	46.2%	82,869	38,285	121,154	52,760
250525	Communications Specialist 4	Fairbanks	FT		APT - Exempt Employees	46.2%	69,700	32,201	101,901	44,376
250530	Student Svcs Manager 2	Fairbanks	PT		APT - Exempt Employees	46.2%	67,642	31,251	98,893	27,221
250531	Human Resources Technician 4	Fairbanks	FT		PERS - Classified	57.2%	90,269	51,634	141,903	61,795
250545	Associate Professor	Fairbanks	FT		United Academics BU	35.4%	116,400	41,206	157,606	68,634
250550	Professor	Fairbanks	PT		United Academics BU	35.4%	114,848	40,656	155,504	67,718
250555	Maint Service Worker IV (MSW4)	Fairbanks	FT		AHECTE- Labor Trades & Crafts	51.9%	46,155	23,954	70,109	30,531
250565	Communications Manager 2	Fairbanks	FT		APT - Exempt Employees	46.2%	79,200	36,590	115,790	50,424
250581	Fiscal Manager 2	Fairbanks	FT		APT - Exempt Employees	46.2%	106,900	49,388	156,288	68,060
250685	Instructional Designer 2	Fairbanks	FT		PERS - Classified	57.2%	67,903	38,841	106,744	46,484
250686	Communications Manager 1	Fairbanks	FT		APT - Exempt Employees	46.2%	97,900	45,230	143,130	47,228
250690	IS Professional 5A	Fairbanks	FT		APT - Exempt Employees	46.2%	99,693	46,058	145,751	63,471
250698	Student Svcs Professional 3	Fairbanks	FT		APT - Exempt Employees	46.2%	57,692	26,654	84,346	36,731
250760	Vice Chancellor (Admin)	Fairbanks	FT		Sr. Administrator	30.5%	260,915	79,579	340,494	112,390
250770	Fiscal Professional 2	Fairbanks	FT		APT - Exempt Employees	46.2%	83,300	38,485	121,785	53,034
250790	Administrative Management 3	Fairbanks	FT		APT - Exempt Employees	46.2%	82,552	38,139	120,691	52,558
250795	Admin Specialist 2	Fairbanks	FT		PERS - Classified	57.2%	61,871	35,390	97,261	42,355
250805	Broadcast/Media Professional 3	Fairbanks	FT		APT - Exempt Employees	46.2%	62,054	28,669	90,723	39,508

Personal Services Expenditure Detail
University of Alaska

Component: Fairbanks Campus (741)
RDU: University of Alaska Fairbanks (236)

Notes:

1. If a position is split, an asterisk (*) will appear in the Split/Count column. If the split position is also counted in the component, two asterisks (**) will appear in the column.
2. "Pool" PCN refers to UA temporary positions, such as adjunct faculty; student employees; and other non-permanent staff. Multiple incumbents may share the same labor pool position number and pooled budget.

PCN	Job Class Title	Location	Time Status	Split/ Count	Employee Class	Benefit Rate	Annual Budgeted	Annual	Total	UGF
							Salary	Benefits	Costs	Estimate
250936	Executive Officer	Fairbanks	FT		Sr. Administrator	30.5%	176,187	53,737	229,924	95,280
250940	Crafts & Trades II (CT2)	Fairbanks	FT		AHECTE- Labor Trades & Crafts	51.9%	63,214	32,808	96,022	41,815
250963	Maint Service Worker IV (MSW4)	Fairbanks	FT		AHECTE- Labor Trades & Crafts	51.9%	46,155	23,954	70,109	30,531
250988	Administrative Management 4	Fairbanks	FT		APT - Exempt Employees	46.2%	115,789	53,495	169,284	73,719
251075	Admin Specialist 3	Fairbanks	FT		APT - Exempt Employees	46.2%	60,037	27,737	87,774	38,224
251080	Assistant Professor	Fairbanks	FT		United Academics BU	35.4%	92,493	32,743	125,236	38,724
251085	Professor	Fairbanks	FT		United Academics BU	35.4%	131,300	46,480	177,780	77,419
251202	Instructional Designer 3	Fairbanks	FT		APT - Exempt Employees	46.2%	70,616	32,625	103,241	44,959
251360	Professor	Fairbanks	PT		United Academics BU	35.4%	128,321	45,426	173,747	75,663
251467	Associate Professor	Fairbanks	FT		United Academics BU	35.4%	99,800	35,329	135,129	58,846
251470	Safety Svcs-Emerg Dispatcher 3	Fairbanks	FT		PERS - Classified	57.2%	66,000	37,752	103,752	45,182
251535	Administrative Management 3	Fairbanks	FT		APT - Exempt Employees	46.2%	78,052	36,060	114,112	0
253547	Assistant Professor	Fairbanks	FT		United Academics BU	35.4%	118,100	41,807	159,907	37,382
253556	Physical Health Provider 4	Fairbanks	FT		APT - Exempt Employees	46.2%	76,200	35,204	111,404	48,514
253570	Fac Engineering 5	Fairbanks	FT		APT - Exempt Employees	46.2%	124,200	57,380	181,580	79,074
253573	Admin Specialist 3	Fairbanks	FT		APT - Exempt Employees	46.2%	71,764	33,155	104,919	45,690
253685	Professor	Fairbanks	FT		Non-Represented Faculty	30.5%	162,400	49,532	211,932	88,825
260005	IS Net Technician 8	Fairbanks	FT		APT - Exempt Employees	46.2%	80,889	37,371	118,260	51,499
260010	IS Professional 5A	Fairbanks	PT		APT - Exempt Employees	46.2%	76,987	35,568	112,555	49,015
260020	IS Professional 5A	Fairbanks	FT		APT - Exempt Employees	46.2%	76,987	35,568	112,555	49,015
260025	IS Net Technician 6	Fairbanks	FT		PERS - Classified	57.2%	65,100	37,237	102,337	44,565
261703	Fiscal Manager 2	Fairbanks	FT		APT - Exempt Employees	46.2%	103,093	47,629	150,722	65,636
261707	Communications Manager 2	Fairbanks	FT		APT - Exempt Employees	46.2%	67,600	31,231	98,831	43,039
261802	Fiscal Manager 2	Fairbanks	FT		APT - Exempt Employees	46.2%	67,600	31,231	98,831	43,039
261803	Fiscal Professional 1	Fairbanks	FT		PERS - Classified	57.2%	63,992	36,603	100,595	43,807
261808	Admin Specialist 3	Fairbanks	FT		APT - Exempt Employees	46.2%	69,257	31,997	101,254	44,094
270015	Professor	Fairbanks	FT		United Academics BU	35.4%	101,600	35,966	137,566	0
270100	Admin Generalist 4	Fairbanks	FT		PERS - Classified	57.2%	50,188	28,708	78,896	34,357
270102	Executive Director	Fairbanks	FT		Sr. Administrator	30.5%	175,800	53,619	229,419	637
270105	Admin Specialist 3	Fairbanks	FT		APT - Exempt Employees	46.2%	57,900	26,750	84,650	5,539
270107	Communications Manager 3	Fairbanks	FT		APT - Exempt Employees	46.2%	93,100	43,012	136,112	35,526
270110	Fiscal Technician 4	Fairbanks	PT		PERS - Classified	57.2%	46,422	26,553	72,975	25,513
270119	Admin Specialist 4	Fairbanks	FT		APT - Exempt Employees	46.2%	89,331	41,271	130,602	56,874
270121	Associate Professor	Fairbanks	FT		United Academics BU	35.4%	151,743	53,717	205,460	89,473

Personal Services Expenditure Detail
University of Alaska

Component: Fairbanks Campus (741)
RDU: University of Alaska Fairbanks (236)

Notes:

1. If a position is split, an asterisk (*) will appear in the Split/Count column. If the split position is also counted in the component, two asterisks (**) will appear in the column.
2. "Pool" PCN refers to UA temporary positions, such as adjunct faculty; student employees; and other non-permanent staff. Multiple incumbents may share the same labor pool position number and pooled budget.

PCN	Job Class Title	Location	Time	Split/ Count	Employee Class	Benefit Rate	Annual	Annual Benefits	Total Costs	UGF Estimate
							Budgeted Salary			
270128	Student Services Technician 4	Fairbanks	FT		PERS - Classified	57.2%	52,728	30,160	82,888	36,096
270130	Fiscal Professional 4	Fairbanks	FT		APT - Exempt Employees	46.2%	107,104	49,482	156,586	51,175
270139	Admin Generalist 3	Fairbanks	FT		PERS - Classified	57.2%	54,400	31,117	85,517	11,158
270140	Professor	Fairbanks	FT		United Academics BU	35.4%	99,600	35,258	134,858	1,869
270141	Crafts & Trades II (CT2)	Fairbanks	FT		AHECTE- Labor Trades & Crafts	51.9%	66,764	34,651	101,415	44,164
270148	Crafts & Trades II (CT2)	Fairbanks	FT		AHECTE- Labor Trades & Crafts	51.9%	65,815	34,158	99,973	43,536
270156	Admin Generalist 4	Fairbanks	FT		PERS - Classified	57.2%	53,800	30,774	84,574	36,830
270162	Associate Professor	Fairbanks	FT		United Academics BU	35.4%	79,900	28,285	108,185	3,789
270163	Fiscal Professional 3	Fairbanks	FT		APT - Exempt Employees	46.2%	91,533	42,288	133,821	58,276
270169	Student Svcs Manager 3	Fairbanks	FT		APT - Exempt Employees	46.2%	121,631	56,194	177,825	77,438
270171	Professor	Fairbanks	FT		United Academics BU	35.4%	101,100	35,789	136,889	1,897
270174	Training & Development 4	Fairbanks	FT		APT - Exempt Employees	46.2%	59,600	27,535	87,135	18,973
270176	Professor	Fairbanks	FT		United Academics BU	35.4%	88,100	31,187	119,287	0
270177	Associate Professor	Fairbanks	FT		United Academics BU	35.4%	82,100	29,063	111,163	1,541
270178	Admin Generalist 3	Fairbanks	FT		PERS - Classified	57.2%	51,400	29,401	80,801	7,051
270179	Admin Specialist 2	Fairbanks	FT		PERS - Classified	57.2%	55,475	31,732	87,207	37,976
270200	Professor	Fairbanks	FT		United Academics BU	35.4%	98,200	34,763	132,963	1,843
270207	Senior Administrator Director	Fairbanks	FT		Sr. Administrator	30.5%	167,581	51,112	218,693	95,236
270213	Associate Professor	Fairbanks	FT		United Academics BU	35.4%	78,000	27,612	105,612	0
270218	Safety Svcs-Emerg Dispatcher 1	Fairbanks	FT		PERS - Classified	57.2%	59,700	34,148	93,848	40,869
270222	Communications Specialist 3	Fairbanks	FT		PERS - Classified	57.2%	60,800	34,778	95,578	24,918
270226	Crafts & Trades III (CT3)	Fairbanks	FT		AHECTE- Labor Trades & Crafts	51.9%	84,673	43,945	128,618	56,010
270227	Communications Specialist 2	Fairbanks	FT		PERS - Classified	57.2%	62,700	35,864	98,564	25,671
270229	Maint Service Worker IV (MSW4)	Fairbanks	FT		AHECTE- Labor Trades & Crafts	51.9%	42,614	22,117	64,731	0
270233	Instructor	Fairbanks	FT		United Academics BU	35.4%	77,600	27,470	105,070	1,456
270234	Fac Svcs-MO&U Supervisor 5	Fairbanks	FT		APT - Exempt Employees	46.2%	87,604	40,473	128,077	55,775
270235	Associate Professor	Fairbanks	FT		United Academics BU	35.4%	80,800	28,603	109,403	2,943
270241	Admin Specialist 2	Fairbanks	PT		PERS - Classified	57.2%	58,600	33,519	92,119	40,116
270256	Fiscal Technician 4	Fairbanks	FT		PERS - Classified	57.2%	61,871	35,390	97,261	42,355
270601	Fiscal Professional 3	Fairbanks	FT		APT - Exempt Employees	46.2%	75,452	34,859	110,311	48,038
270615	Human Resources Technician 4	Fairbanks	FT		PERS - Classified	57.2%	75,561	43,221	118,782	41,485
270617	Student Svcs Professional 1	Fairbanks	FT		PERS - Classified	57.2%	47,800	27,342	75,142	32,722
270660	Director (Academic-Faculty)	Fairbanks	FT		Non-Represented Faculty	30.5%	196,200	59,841	256,041	57,524
270663	Professor	Fairbanks	FT		United Academics BU	35.4%	100,501	35,577	136,078	59,259

Personal Services Expenditure Detail
University of Alaska

Component: Fairbanks Campus (741)
RDU: University of Alaska Fairbanks (236)

Notes:

1. If a position is split, an asterisk (*) will appear in the Split/Count column. If the split position is also counted in the component, two asterisks (**) will appear in the column.
2. "Pool" PCN refers to UA temporary positions, such as adjunct faculty; student employees; and other non-permanent staff. Multiple incumbents may share the same labor pool position number and pooled budget.

PCN	Job Class Title	Location	Time Status	Split/ Count	Employee Class	Benefit Rate	Annual Budgeted	Annual	Total	UGF
							Salary	Benefits	Costs	Estimate
270664	Admin Generalist 4	Fairbanks	FT		PERS - Classified	57.2%	50,200	28,714	78,914	34,365
270678	IS Consultant 2A	Fairbanks	FT		PERS - Classified	57.2%	53,812	30,780	84,592	36,838
270679	Assistant Professor	Fairbanks	FT		United Academics BU	35.4%	60,400	21,382	81,782	35,614
270909	Professor	Fairbanks	FT		United Academics BU	35.4%	112,199	39,718	151,917	66,156
270919	Fiscal Professional 2	Fairbanks	FT		APT - Exempt Employees	46.2%	71,800	33,172	104,972	45,713
270932	Communications Specialist 4	Fairbanks	FT		APT - Exempt Employees	46.2%	77,800	35,944	113,744	49,533
270933	Instructional Designer 2	Fairbanks	FT		PERS - Classified	57.2%	52,432	29,991	82,423	35,893
280203	Administrative Management 3	Fairbanks	FT		APT - Exempt Employees	46.2%	89,732	41,456	131,188	57,129
280207	Safety Svcs-Emerg Dispatcher 1	Fairbanks	FT		PERS - Classified	57.2%	56,300	32,204	88,504	38,541
280221	Admin Specialist 2	Fairbanks	FT		PERS - Classified	57.2%	79,623	45,544	125,167	54,507
280246	Fiscal Manager 2	Fairbanks	FT		APT - Exempt Employees	46.2%	92,084	42,543	134,627	58,627
280254	Administrative Management 4	Fairbanks	FT		APT - Exempt Employees	46.2%	128,152	59,206	187,358	81,590
280257	Instructional Designer 3	Fairbanks	FT		APT - Exempt Employees	46.2%	67,225	31,058	98,283	42,800
280275	Assistant Professor	Fairbanks	PT	*	United Academics BU	35.4%	21,288	7,536	28,824	399
280525	Fiscal Technician 4	Fairbanks	FT		PERS - Classified	57.2%	65,600	37,523	103,123	44,908
280526	Instructional Designer 3	Fairbanks	FT		APT - Exempt Employees	46.2%	62,054	28,669	90,723	39,508
280529	Stu Svcs Profess 3 (NonExempt)	Fairbanks	FT		PERS - Classified	57.2%	50,104	28,659	78,763	34,300
280536	Student Services Technician 4	Fairbanks	FT		PERS - Classified	57.2%	64,365	36,817	101,182	44,062
280542	Research Professional 2	Fairbanks	FT		APT - Exempt Employees	46.2%	62,109	28,694	90,803	39,543
280580	Research Professional 5	Fairbanks	PT		APT - Exempt Employees	46.2%	55,700	25,733	81,433	35,462
281000	Fiscal Technician 4	Fairbanks	PT		PERS - Classified	57.2%	34,155	19,537	53,692	23,381
281005	Maint Service Worker IV (MSW4)	Fairbanks	FT		AHECTE- Labor Trades & Crafts	51.9%	48,972	25,416	74,388	32,394
281007	Fiscal Professional 3	Fairbanks	FT		APT - Exempt Employees	46.2%	86,709	40,060	126,769	55,205
281010	Administrative Management 5	Fairbanks	FT		APT - Exempt Employees	46.2%	160,800	74,290	235,090	102,376
290006	Communications Specialist 5	Fairbanks	FT		APT - Exempt Employees	46.2%	75,500	34,881	110,381	48,068
290008	Academic Administrator	Fairbanks	FT		Non-Represented Faculty	30.5%	146,000	44,530	190,530	82,971
290009	Admin Specialist 2	Fairbanks	PT		PERS - Classified	57.2%	58,000	33,176	91,176	39,705
290017	Professor	Fairbanks	FT		United Academics BU	35.4%	144,233	51,058	195,291	29,100
290019	Dean (Academic)	Fairbanks	FT		Sr. Administrator	30.5%	236,500	72,133	308,633	134,402
290101	Maint Service Worker IV (MSW4)	Fairbanks	FT		AHECTE- Labor Trades & Crafts	51.9%	46,158	23,956	70,114	0
290108	Administrative Professional 2	Fairbanks	FT		APT - Exempt Employees	46.2%	75,433	34,850	110,283	8,273
290110	Stu Svcs Profess 2 (Exempt)	Fairbanks	FT		APT - Exempt Employees	46.2%	54,323	25,097	79,420	34,586
290113	Training & Development 3	Fairbanks	PT		PERS - Classified	57.2%	44,600	25,511	70,111	0
290118	Student Svcs Professional 3	Fairbanks	FT		APT - Exempt Employees	46.2%	74,685	34,504	109,189	47,549

Personal Services Expenditure Detail
University of Alaska

Component: Fairbanks Campus (741)
RDU: University of Alaska Fairbanks (236)

Notes:

1. If a position is split, an asterisk (*) will appear in the Split/Count column. If the split position is also counted in the component, two asterisks (**) will appear in the column.
2. "Pool" PCN refers to UA temporary positions, such as adjunct faculty; student employees; and other non-permanent staff. Multiple incumbents may share the same labor pool position number and pooled budget.

PCN	Job Class Title	Location	Time	Split/ Count	Employee Class	Benefit Rate	Annual Budgeted	Annual	Total	UGF
							Salary	Benefits	Costs	Estimate
290119	Assistant Professor	Fairbanks	FT	**	United Academics BU	35.4%	102,800	36,391	139,191	17,011
290175	Professor	Fairbanks	FT		United Academics BU	35.4%	157,700	55,826	213,526	83,966
290200	IS Ops Technician 2	Fairbanks	FT		PERS - Classified	57.2%	31,800	18,190	49,990	21,769
290202	Fiscal Professional 2	Fairbanks	FT		APT - Exempt Employees	46.2%	76,000	35,112	111,112	11,578
290204	Professor	Fairbanks	FT		United Academics BU	35.4%	150,200	53,171	203,371	34,479
290206	Associate Professor	Fairbanks	FT		United Academics BU	35.4%	131,700	46,622	178,322	58,873
290263	Environmental Health/Safety 2	Fairbanks	FT		APT - Exempt Employees	46.2%	82,552	38,139	120,691	52,558
308310	Professor	Fairbanks	FT	*	United Academics BU	35.4%	25,654	9,082	34,736	0
400605	Student Svcs Professional 3	Fairbanks	FT		APT - Exempt Employees	46.2%	194,110	89,679	283,789	123,583
400606	Student Svcs Professional 3	Fairbanks	FT		APT - Exempt Employees	46.2%	65,623	30,318	95,941	41,780
400608	IS Ops Technician 3	Fairbanks	FT		PERS - Classified	57.2%	55,475	31,732	87,207	37,976
400613	Fiscal Professional 2	Fairbanks	FT		APT - Exempt Employees	46.2%	72,488	33,489	105,977	46,151
400700	Administrative Professional 1	Fairbanks	FT		APT - Exempt Employees	46.2%	72,488	33,489	105,977	46,151
401900	Development 3	Fairbanks	FT		APT - Exempt Employees	46.2%	57,700	26,657	84,357	1,169
402700	Fac Svcs-MO&U Supervisor 3	Fairbanks	FT		APT - Exempt Employees	46.2%	57,800	26,704	84,504	0
402807	Stu Svcs Profess 2 (Exempt)	Fairbanks	FT		APT - Exempt Employees	46.2%	52,746	24,369	77,115	33,582
402815	Communications Specialist 3	Fairbanks	FT		PERS - Classified	57.2%	75,451	43,158	118,609	51,651
402820	Research Professional 2	Fairbanks	FT		APT - Exempt Employees	46.2%	60,362	27,887	88,249	38,430
403702	Admin Specialist 3	Fairbanks	FT		APT - Exempt Employees	46.2%	47,700	22,037	69,737	30,369
403801	Student Svcs Professional 3	Fairbanks	PT		APT - Exempt Employees	46.2%	46,581	21,520	68,101	944
403805	Admin Generalist 4	Fairbanks	FT		PERS - Classified	57.2%	48,269	27,610	75,879	33,043
403850	Admin Generalist 4	Fairbanks	FT		PERS - Classified	57.2%	48,300	27,628	75,928	33,065
403900	Admin Specialist 2	Fairbanks	FT		PERS - Classified	57.2%	58,843	33,658	92,501	40,282
404702	Fac Svcs-MO&U Supervisor 4	Fairbanks	FT		APT - Exempt Employees	46.2%	63,992	29,564	93,556	0
404703	Stu Svcs Profess 2 (Exempt)	Fairbanks	FT		APT - Exempt Employees	46.2%	54,316	25,094	79,410	0
404704	Student Svcs Professional 3	Fairbanks	FT		APT - Exempt Employees	46.2%	68,310	31,559	99,869	0
404707	Stu Svcs Profess 2 (Exempt)	Fairbanks	FT		APT - Exempt Employees	46.2%	56,159	25,945	82,104	35,755
404708	Stu Svcs Profess 2 (Exempt)	Fairbanks	FT		APT - Exempt Employees	46.2%	47,519	21,954	69,473	30,254
404709	Stu Svcs Profess 2 (Exempt)	Fairbanks	FT		APT - Exempt Employees	46.2%	56,159	25,945	82,104	35,755
404710	Student Svcs Professional 3	Fairbanks	FT		APT - Exempt Employees	46.2%	60,591	27,993	88,584	38,576
404711	IS Professional 4A	Fairbanks	FT		APT - Exempt Employees	46.2%	84,200	38,900	123,100	1,706
404712	Student Svcs Professional 3	Fairbanks	FT		APT - Exempt Employees	46.2%	55,931	25,840	81,771	35,609
404715	Stu Svcs Profess 2 (Exempt)	Fairbanks	FT		APT - Exempt Employees	46.2%	47,519	21,954	69,473	30,254
404716	Student Svcs Professional 3	Fairbanks	FT		APT - Exempt Employees	46.2%	62,665	28,951	91,616	39,897

Personal Services Expenditure Detail
University of Alaska

Component: Fairbanks Campus (741)
RDU: University of Alaska Fairbanks (236)

Notes:

1. If a position is split, an asterisk (*) will appear in the Split/Count column. If the split position is also counted in the component, two asterisks (**) will appear in the column.
2. "Pool" PCN refers to UA temporary positions, such as adjunct faculty; student employees; and other non-permanent staff. Multiple incumbents may share the same labor pool position number and pooled budget.

PCN	Job Class Title	Location	Time Status	Split/ Count	Employee Class	Benefit Rate	Annual	Annual Benefits	Total Costs	UGF Estimate
							Budgeted Salary			
404717	Student Svcs Professional 3	Fairbanks	FT		APT - Exempt Employees	46.2%	62,665	28,951	91,616	39,897
404718	Mental Health Provider 3	Fairbanks	FT		APT - Exempt Employees	46.2%	70,518	32,579	103,097	44,896
404720	Communications Specialist 4	Fairbanks	FT		APT - Exempt Employees	46.2%	65,875	30,434	96,309	41,940
404721	Stu Svcs Profess 2 (Exempt)	Fairbanks	FT		APT - Exempt Employees	46.2%	47,519	21,954	69,473	30,254
404722	Mental Health Provider 3	Fairbanks	FT		APT - Exempt Employees	46.2%	65,800	30,400	96,200	41,893
404723	Fac Svcs-MO&U Supervisor 2	Fairbanks	FT		PERS - Classified	57.2%	48,454	27,716	76,170	0
404726	Administrative Professional 2	Fairbanks	FT		APT - Exempt Employees	46.2%	72,767	33,618	106,385	46,328
404727	Student Svcs Professional 2	Fairbanks	FT		PERS - Classified	57.2%	46,400	26,541	72,941	0
404730	Mental Health Provider 3	Fairbanks	PT		APT - Exempt Employees	46.2%	33,968	15,693	49,661	5,928
404731	Student Svcs Technician 2	Fairbanks	FT		PERS - Classified	57.2%	42,800	24,482	67,282	29,300
404735	Admin Specialist 3	Fairbanks	FT		APT - Exempt Employees	46.2%	57,700	26,657	84,357	1,169
404736	Admin Specialist 4	Fairbanks	FT		APT - Exempt Employees	46.2%	72,500	33,495	105,995	46,158
404737	Communications Specialist 3	Fairbanks	FT		PERS - Classified	57.2%	52,220	29,870	82,090	1,138
404738	Development 3	Fairbanks	FT		APT - Exempt Employees	46.2%	56,285	26,004	82,289	1,140
404800	Campus Services Retail 4	Fairbanks	FT		APT - Exempt Employees	46.2%	54,878	25,354	80,232	0
404802	Athletics Facs, Ops & Pgms 4	Fairbanks	FT		APT - Exempt Employees	46.2%	71,038	32,820	103,858	0
404805	Admin Specialist 1	Fairbanks	FT		PERS - Classified	57.2%	48,454	27,716	76,170	0
404806	Student Svcs Professional 3	Fairbanks	FT		APT - Exempt Employees	46.2%	63,100	29,152	92,252	40,174
404807	Fac Svcs-MO&U Supervisor 2	Fairbanks	FT		PERS - Classified	57.2%	48,454	27,716	76,170	0
404809	Communications Specialist 3	Fairbanks	FT		PERS - Classified	57.2%	64,983	37,170	102,153	44,485
405700	Athletics Training 3	Fairbanks	FT		APT - Exempt Employees	46.2%	79,225	36,602	115,827	50,440
405701	Athletics Coach 3	Fairbanks	FT		APT - Exempt Employees	46.2%	81,700	37,745	119,445	52,016
405702	Communications Specialist 4	Fairbanks	FT		APT - Exempt Employees	46.2%	61,871	28,584	90,455	39,391
405703	Athletics Coach 2	Fairbanks	FT		APT - Exempt Employees	46.2%	57,623	26,622	84,245	36,687
405704	Athletics Coach 2	Fairbanks	FT		APT - Exempt Employees	46.2%	123,000	56,826	179,826	78,310
405705	Athletics Coach 3	Fairbanks	FT		APT - Exempt Employees	46.2%	90,610	41,862	132,472	57,688
405706	Athletics Coach 2	Fairbanks	FT		APT - Exempt Employees	46.2%	59,985	27,713	87,698	38,190
405707	Athletics Coach 3	Fairbanks	FT		APT - Exempt Employees	46.2%	205,000	94,710	299,710	130,517
405708	Athletics Coach 2	Fairbanks	FT		APT - Exempt Employees	46.2%	53,254	24,603	77,857	33,905
405709	Athletics Coach 2	Fairbanks	FT		APT - Exempt Employees	46.2%	57,600	26,611	84,211	36,672
405710	Athletics Coach 2	Fairbanks	FT		APT - Exempt Employees	46.2%	53,254	24,603	77,857	33,905
405711	Athletics Coach 3	Fairbanks	FT		APT - Exempt Employees	46.2%	74,684	34,504	109,188	47,549
405712	Athletics Coach 3	Fairbanks	FT		APT - Exempt Employees	46.2%	87,604	40,473	128,077	55,775
405713	Athletics Training 2	Fairbanks	FT		APT - Exempt Employees	46.2%	54,265	25,070	79,335	34,549

Personal Services Expenditure Detail
University of Alaska

Component: Fairbanks Campus (741)
RDU: University of Alaska Fairbanks (236)

Notes:

1. If a position is split, an asterisk (*) will appear in the Split/Count column. If the split position is also counted in the component, two asterisks (**) will appear in the column.
2. "Pool" PCN refers to UA temporary positions, such as adjunct faculty; student employees; and other non-permanent staff. Multiple incumbents may share the same labor pool position number and pooled budget.

PCN	Job Class Title	Location	Time Status	Split/ Count	Employee Class	Benefit Rate	Annual	Annual Benefits	Total Costs	UGF Estimate
							Budgeted Salary			
405714	Athletics Coach 2	Fairbanks	FT		APT - Exempt Employees	46.2%	53,254	24,603	77,857	33,905
405715	Athletics Coach 3	Fairbanks	FT		APT - Exempt Employees	46.2%	87,604	40,473	128,077	55,775
405717	Athletics Coach 3	Fairbanks	FT		APT - Exempt Employees	46.2%	107,964	49,879	157,843	68,737
405718	Athletics Administrator 2	Fairbanks	FT		APT - Exempt Employees	46.2%	61,252	28,298	89,550	38,997
405719	Athletics Training 2	Fairbanks	FT		APT - Exempt Employees	46.2%	54,300	25,087	79,387	34,571
405720	Athletics Coach 2	Fairbanks	FT		APT - Exempt Employees	46.2%	92,081	42,541	134,622	58,625
405721	Athletics Facs, Ops & Pgms 3	Fairbanks	FT		APT - Exempt Employees	46.2%	66,923	30,918	97,841	0
405724	Athletics Facs, Ops & Pgms 1	Fairbanks	FT		PERS - Classified	57.2%	47,756	27,316	75,072	32,692
405725	Athletics Coach 2	Fairbanks	FT		APT - Exempt Employees	46.2%	53,254	24,603	77,857	33,905
405726	Administrative Management 3	Fairbanks	FT		APT - Exempt Employees	46.2%	126,619	58,498	185,117	80,614
405727	Athletics Coach 1	Fairbanks	FT		PERS - Classified	57.2%	52,213	29,866	82,079	35,743
405728	Admin Specialist 1	Fairbanks	PT		PERS - Classified	57.2%	40,843	23,362	64,205	27,960
405729	Athletics Training 1	Fairbanks	FT		PERS - Classified	57.2%	40,800	23,338	64,138	27,930
405800	Student Svcs Professional 3	Fairbanks	FT		APT - Exempt Employees	46.2%	63,992	29,564	93,556	40,742
405801	Athletics Administrator 2	Fairbanks	FT		APT - Exempt Employees	46.2%	60,591	27,993	88,584	38,576
405802	Athletics Facs, Ops & Pgms 2	Fairbanks	PT		PERS - Classified	57.2%	20,100	11,497	31,597	0
405804	Athletics Facs Ops & Pgms 2	Fairbanks	FT		PERS - Classified	57.2%	54,878	31,390	86,268	0
405805	Athletics Facs Ops & Pgms 1	Fairbanks	FT		PERS - Classified	57.2%	50,104	28,659	78,763	34,300
405850	Student Svcs Professional 3	Fairbanks	FT		APT - Exempt Employees	46.2%	60,591	27,993	88,584	38,576
405851	Student Svcs Professional 3	Fairbanks	FT		APT - Exempt Employees	46.2%	53,300	24,625	77,925	0
406801	Development 3	Fairbanks	FT		APT - Exempt Employees	46.2%	73,200	33,818	107,018	46,604
406804	Administrative Professional 1	Fairbanks	FT		APT - Exempt Employees	46.2%	63,100	29,152	92,252	40,174
406806	Development 5	Fairbanks	FT		APT - Exempt Employees	46.2%	75,108	34,700	109,808	1,522
406810	Communications Specialist 3	Fairbanks	FT		PERS - Classified	57.2%	62,425	35,707	98,132	42,734
406811	Communications Specialist 3	Fairbanks	PT		PERS - Classified	57.2%	47,314	27,064	74,378	32,390
407700	Development 3	Fairbanks	FT		APT - Exempt Employees	46.2%	58,800	27,166	85,966	1,191
407701	Broadcast/Media Profess 3 (NE)	Fairbanks	PT		PERS - Classified	57.2%	30,100	17,217	47,317	656
407703	Fiscal Professional 2	Fairbanks	FT		APT - Exempt Employees	46.2%	65,100	30,076	95,176	1,319
407704	Development 3	Fairbanks	FT		APT - Exempt Employees	46.2%	57,100	26,380	83,480	1,157
407801	Fiscal Technician 2	Fairbanks	FT		PERS - Classified	57.2%	46,900	26,827	73,727	1,022
407802	Broadcast/Media Technician 3	Fairbanks	FT		PERS - Classified	57.2%	50,900	29,115	80,015	1,109
407803	Broadcast/Media Profess 3 (NE)	Fairbanks	FT		PERS - Classified	57.2%	59,000	33,748	92,748	1,285
407804	Broadcast/Media Technician 3	Fairbanks	PT		PERS - Classified	57.2%	24,200	13,842	38,042	527
407805	Admin Generalist 4	Fairbanks	FT		PERS - Classified	57.2%	66,500	38,038	104,538	1,449

Personal Services Expenditure Detail
University of Alaska

Component: Fairbanks Campus (741)
RDU: University of Alaska Fairbanks (236)

Notes:

1. If a position is split, an asterisk (*) will appear in the Split/Count column. If the split position is also counted in the component, two asterisks (**) will appear in the column.
2. "Pool" PCN refers to UA temporary positions, such as adjunct faculty; student employees; and other non-permanent staff. Multiple incumbents may share the same labor pool position number and pooled budget.

PCN	Job Class Title	Location	Time Status	Split/ Count	Employee Class	Benefit Rate	Annual	Annual Benefits	Total Costs	UGF Estimate
							Budgeted Salary			
407806	Comm Specialist 4 (NE)	Fairbanks	PT		PERS - Classified	57.2%	28,900	16,531	45,431	630
407807	Broadcast/Media Profess 3 (NE)	Fairbanks	FT		PERS - Classified	57.2%	62,700	35,864	98,564	1,366
408605	Admin Specialist 2	Fairbanks	FT		PERS - Classified	57.2%	60,600	34,663	95,263	41,485
408705	IS Professional 4A	Fairbanks	FT		APT - Exempt Employees	46.2%	78,053	36,060	114,113	1,582
408804	Research Professional 5	Fairbanks	PT		APT - Exempt Employees	46.2%	144,300	66,667	210,967	11,985
408900	Communications Specialist 4	Fairbanks	PT		APT - Exempt Employees	46.2%	53,279	24,615	77,894	33,921
410305	Student Svcs Professional 3	Fairbanks	FT		APT - Exempt Employees	46.2%	29,300	13,537	42,837	594
410310	Student Svcs Professional 3	Fairbanks	FT		APT - Exempt Employees	46.2%	60,600	27,997	88,597	38,582
410315	Student Svcs Professional 3	Fairbanks	FT		APT - Exempt Employees	46.2%	57,700	26,657	84,357	36,736
410701	Student Svcs Manager 3	Fairbanks	FT		APT - Exempt Employees	46.2%	92,976	42,955	135,931	13,346
410702	Student Svcs Professional 4	Fairbanks	FT		APT - Exempt Employees	46.2%	67,627	31,244	98,871	5,539
410704	Environmental Health/Safety 2	Fairbanks	FT		APT - Exempt Employees	46.2%	50,200	23,192	73,392	31,961
410705	Administrative Management 3	Fairbanks	FT		APT - Exempt Employees	46.2%	93,755	43,315	137,070	1,900
410706	IS Manager 1	Fairbanks	FT		APT - Exempt Employees	46.2%	76,176	35,193	111,369	48,499
410708	Fiscal Professional 1	Fairbanks	FT		PERS - Classified	57.2%	51,600	29,515	81,115	28,497
410803	Fiscal Professional 1	Fairbanks	FT		PERS - Classified	57.2%	86,700	49,592	136,292	59,352
410806	Admin Generalist 4	Fairbanks	PT		PERS - Classified	57.2%	21,233	12,145	33,378	3,277
410809	Fiscal Technician 3	Fairbanks	FT		PERS - Classified	57.2%	50,700	29,000	79,700	27,621
410811	Student Svcs Professional 4	Fairbanks	FT		APT - Exempt Employees	46.2%	72,500	33,495	105,995	1,469
410812	Student Svcs Manager 3	Fairbanks	FT		APT - Exempt Employees	46.2%	98,696	45,598	144,294	5,082
410814	Student Svcs Manager 2	Fairbanks	FT		APT - Exempt Employees	46.2%	86,800	40,102	126,902	1,759
410815	Communications Specialist 4	Fairbanks	FT		APT - Exempt Employees	46.2%	72,500	33,495	105,995	1,469
411100	Term Asst Professor	Fairbanks	FT		United Academics BU	35.4%	65,739	23,272	89,011	38,762
411101	Term Asst Professor	Fairbanks	FT		United Academics BU	35.4%	65,738	23,271	89,009	38,761
411103	Term Asst Professor	Fairbanks	FT		United Academics BU	35.4%	65,738	23,271	89,009	38,761
411104	Clinical Assoc Professor	Fairbanks	PT		United Academics BU	35.4%	73,160	25,899	99,059	43,138
411108	Term Asst Professor	Fairbanks	FT		United Academics BU	35.4%	60,420	21,389	81,809	35,626
411110	Clinical Professor	Fairbanks	FT		United Academics BU	35.4%	101,556	35,951	137,507	59,881
411113	Term Asst Professor	Fairbanks	FT		United Academics BU	35.4%	65,738	23,271	89,009	38,761
411120	Term Professor	Fairbanks	FT		Non-Represented Faculty	30.5%	167,341	51,039	218,380	67,477
411121	Crafts & Trades III (CT3)	Fairbanks	FT		AHECTE- Labor Trades & Crafts	51.9%	72,700	37,731	110,431	48,090
411122	Term Asst Professor	Fairbanks	FT		United Academics BU	35.4%	60,420	21,389	81,809	35,626
411132	Term Asst Professor	Fairbanks	FT		United Academics BU	35.4%	65,500	23,187	88,687	38,621
411134	Term Instructor	Fairbanks	FT		United Academics BU	35.4%	54,620	19,335	73,955	32,206

Personal Services Expenditure Detail
University of Alaska

Component: Fairbanks Campus (741)
RDU: University of Alaska Fairbanks (236)

Notes:

1. If a position is split, an asterisk (*) will appear in the Split/Count column. If the split position is also counted in the component, two asterisks (**) will appear in the column.
2. "Pool" PCN refers to UA temporary positions, such as adjunct faculty; student employees; and other non-permanent staff. Multiple incumbents may share the same labor pool position number and pooled budget.

PCN	Job Class Title	Location	Time Status	Split/ Count	Employee Class	Benefit Rate	Annual	Annual Benefits	Total Costs	UGF Estimate
							Budgeted Salary			
411139	Term Instructor	Fairbanks	FT		United Academics BU	35.4%	51,609	18,270	69,879	30,430
411142	Communications Specialist 3	Fairbanks	FT		PERS - Classified	57.2%	52,746	30,171	82,917	36,108
411143	Term Asst Professor	Fairbanks	FT		United Academics BU	35.4%	62,115	21,989	84,104	36,625
411150	Term Asst Professor	Fairbanks	FT		United Academics BU	35.4%	65,544	23,203	88,747	38,647
411152	Post Doctoral Fellow	Fairbanks	FT		United Academics BU	35.4%	58,200	20,603	78,803	1,092
411153	Admin Generalist 3	Fairbanks	FT		PERS - Classified	57.2%	31,800	18,190	49,990	21,769
411203	Term Instructor	Fairbanks	FT		United Academics BU	35.4%	54,619	19,335	73,954	32,205
411206	Assistant Professor	Fairbanks	FT		United Academics BU	35.4%	60,400	21,382	81,782	35,614
411300	Research Asst Professor	Fairbanks	FT		United Academics BU	35.4%	126,548	44,798	171,346	11,495
411302	Research Asst Professor	Fairbanks	FT		United Academics BU	35.4%	103,153	36,516	139,669	9,370
411701	Visiting Asst Professor	Fairbanks	FT		United Academics BU	35.4%	60,400	21,382	81,782	1,133
412100	Term Asst Professor	Fairbanks	FT		United Academics BU	35.4%	87,900	31,117	119,017	46,805
412101	Associate Professor	Fairbanks	FT		United Academics BU	35.4%	86,500	30,621	117,121	43,582
412107	Term Asst Professor	Fairbanks	FT		United Academics BU	35.4%	60,400	21,382	81,782	35,614
412117	Term Asst Professor	Fairbanks	FT		United Academics BU	35.4%	82,000	29,028	111,028	48,350
412122	Term Asst Professor	Fairbanks	FT		United Academics BU	35.4%	81,300	28,780	110,080	47,937
412123	Term Asst Professor	Fairbanks	FT		United Academics BU	35.4%	73,800	26,125	99,925	43,515
412703	Director (Academic-Faculty)	Fairbanks	FT		Non-Represented Faculty	30.5%	112,800	34,404	147,204	33,072
412704	Administrative Management 2	Fairbanks	FT		APT - Exempt Employees	46.2%	71,800	33,172	104,972	45,713
412705	Research Professional 4	Fairbanks	PT		APT - Exempt Employees	46.2%	52,200	24,116	76,316	1,058
412706	Training & Development 4	Fairbanks	FT		APT - Exempt Employees	46.2%	76,100	35,158	111,258	36,739
412709	Administrative Professional 3	Fairbanks	FT		APT - Exempt Employees	46.2%	86,700	40,055	126,755	1,757
412801	IS Net Technician 6	Fairbanks	FT		PERS - Classified	57.2%	71,741	41,036	112,777	49,112
412808	Fiscal Professional 2 (NE)	Fairbanks	PT		PERS - Classified	57.2%	43,200	24,710	67,910	29,573
412809	Admin Specialist 2	Fairbanks	FT		PERS - Classified	57.2%	70,300	40,212	110,512	17,836
412811	Communications Specialist 4	Fairbanks	FT		APT - Exempt Employees	46.2%	64,900	29,984	94,884	21,287
412813	Administrative Management 2	Fairbanks	FT		APT - Exempt Employees	46.2%	78,500	36,267	114,767	1,591
413100	Term Instructor	Fairbanks	FT		United Academics BU	35.4%	106,600	37,736	144,336	62,855
413101	Term Instructor	Fairbanks	FT		United Academics BU	35.4%	124,172	43,957	168,129	73,216
413104	Term Instructor	Fairbanks	FT		United Academics BU	35.4%	83,724	29,638	113,362	49,367
413105	Term Instructor	Fairbanks	FT		United Academics BU	35.4%	103,867	36,769	140,636	61,244
413106	Term Instructor	Fairbanks	FT		United Academics BU	35.4%	101,108	35,792	136,900	59,617
413107	Term Instructor	Fairbanks	FT		United Academics BU	35.4%	108,241	38,317	146,558	63,823
413109	Term Instructor	Fairbanks	FT		United Academics BU	35.4%	106,406	37,668	144,074	62,741

Personal Services Expenditure Detail
University of Alaska

Component: Fairbanks Campus (741)
RDU: University of Alaska Fairbanks (236)

Notes:

1. If a position is split, an asterisk (*) will appear in the Split/Count column. If the split position is also counted in the component, two asterisks (**) will appear in the column.
2. "Pool" PCN refers to UA temporary positions, such as adjunct faculty; student employees; and other non-permanent staff. Multiple incumbents may share the same labor pool position number and pooled budget.

PCN	Job Class Title	Location	Time Status	Split/ Count	Employee Class	Benefit Rate	Annual	Annual Benefits	Total Costs	UGF Estimate
							Budgeted Salary			
413112	Term Instructor	Fairbanks	FT		United Academics BU	35.4%	91,123	32,258	123,381	53,729
413113	Term Assoc Professor	Fairbanks	FT		United Academics BU	35.4%	104,140	36,866	141,006	61,405
414700	Research Professional 4	Fairbanks	PT		APT - Exempt Employees	46.2%	43,356	20,030	63,386	14,240
414706	Library Professional 3	Fairbanks	FT		APT - Exempt Employees	46.2%	74,600	34,465	109,065	39,359
414801	Library Professional 3	Fairbanks	FT		APT - Exempt Employees	46.2%	79,200	36,590	115,790	47,342
414803	Admin Specialist 2	Fairbanks	PT		PERS - Classified	57.2%	42,600	24,367	66,967	3,579
414804	Research Professional 4	Fairbanks	PT		APT - Exempt Employees	46.2%	81,199	37,514	118,713	1,645
414806	Library Technician 4	Fairbanks	FT		PERS - Classified	57.2%	50,720	29,012	79,732	34,721
414811	Assistant Professor	Fairbanks	FT		United Academics BU	35.4%	109,926	38,914	148,840	64,816
414820	Term Professor	Fairbanks	FT		United Academics BU	35.4%	107,800	38,161	145,961	47,635
414830	Library Professional 3	Fairbanks	FT		APT - Exempt Employees	46.2%	72,500	33,495	105,995	43,076
418001	Research Professional 3	Fairbanks	FT		APT - Exempt Employees	46.2%	81,800	37,792	119,592	6,712
418004	Research Technician 3	Fairbanks	FT		PERS - Classified	57.2%	40,500	23,166	63,666	3,600
418006	IS Professional 2A	Fairbanks	FT		PERS - Classified	57.2%	73,300	41,928	115,228	11,340
418007	IS Professional 2A	Fairbanks	FT		PERS - Classified	57.2%	73,300	41,928	115,228	11,340
418008	Research Professor	Fairbanks	FT		United Academics BU	35.4%	193,142	68,372	261,514	22,658
418009	IS Professional 4A	Fairbanks	FT		APT - Exempt Employees	46.2%	100,700	46,523	147,223	2,040
418012	IS Professional 4A	Fairbanks	FT		APT - Exempt Employees	46.2%	91,200	42,134	133,334	1,848
418013	IS Professional 4A	Fairbanks	FT		APT - Exempt Employees	46.2%	82,600	38,161	120,761	1,674
418014	IS Professional 4A	Fairbanks	FT		APT - Exempt Employees	46.2%	82,600	38,161	120,761	1,674
418015	Research Technician 4	Fairbanks	FT		PERS - Classified	57.2%	52,200	29,858	82,058	1,137
418020	Research Technician 3	Fairbanks	FT		PERS - Classified	57.2%	55,600	31,803	87,403	4,923
418021	Research Technician 3	Fairbanks	FT		PERS - Classified	57.2%	55,600	31,803	87,403	4,923
418023	Fiscal Manager 2	Fairbanks	FT		APT - Exempt Employees	46.2%	94,900	43,844	138,744	60,420
418024	IS Professional 4A	Fairbanks	FT		APT - Exempt Employees	46.2%	111,300	51,421	162,721	2,255
418027	Research Professional 2	Fairbanks	FT		APT - Exempt Employees	46.2%	63,100	29,152	92,252	1,279
418028	Administrative Professional 4	Fairbanks	FT		APT - Exempt Employees	46.2%	111,300	51,421	162,721	2,255
418029	Research Professional 2	Fairbanks	FT		APT - Exempt Employees	46.2%	86,800	40,102	126,902	1,759
418031	IS Professional 3A	Fairbanks	FT		APT - Exempt Employees	46.2%	79,300	36,637	115,937	50,488
418032	IS Professional 2A	Fairbanks	FT		PERS - Classified	57.2%	62,400	35,693	98,093	42,717
418033	IS Professional 4A	Fairbanks	FT		APT - Exempt Employees	46.2%	94,900	43,844	138,744	1,923
418036	Research Technician 4	Fairbanks	FT		PERS - Classified	57.2%	65,700	37,580	103,280	1,431
418037	Training & Development 3	Fairbanks	FT		PERS - Classified	57.2%	54,900	31,403	86,303	4,841
418038	Admin Specialist 3	Fairbanks	FT		APT - Exempt Employees	46.2%	80,100	37,006	117,106	1,623

Personal Services Expenditure Detail
University of Alaska

Component: Fairbanks Campus (741)
RDU: University of Alaska Fairbanks (236)

Notes:

1. If a position is split, an asterisk (*) will appear in the Split/Count column. If the split position is also counted in the component, two asterisks (**) will appear in the column.
2. "Pool" PCN refers to UA temporary positions, such as adjunct faculty; student employees; and other non-permanent staff. Multiple incumbents may share the same labor pool position number and pooled budget.

PCN	Job Class Title	Location	Time Status	Split/ Count	Employee Class	Benefit Rate	Annual Budgeted	Annual	Total	UGF
							Salary	Benefits	Costs	Estimate
418039	Research Professional 3	Fairbanks	FT		APT - Exempt Employees	46.2%	88,600	40,933	129,533	12,212
418041	Admin Generalist 4	Fairbanks	FT		PERS - Classified	57.2%	65,700	37,580	103,280	9,716
418043	Fiscal Technician 3	Fairbanks	FT		PERS - Classified	57.2%	107,900	61,719	169,619	73,865
418044	IS Professional 4A	Fairbanks	FT		APT - Exempt Employees	46.2%	95,800	44,260	140,060	1,941
418045	IS Professional 3A	Fairbanks	FT		APT - Exempt Employees	46.2%	79,300	36,637	115,937	1,607
418046	Administrative Professional 3	Fairbanks	FT		APT - Exempt Employees	46.2%	92,100	42,550	134,650	12,653
418047	IS Professional 3A	Fairbanks	FT		APT - Exempt Employees	46.2%	66,600	30,769	97,369	1,349
418048	Executive Director	Fairbanks	FT		Sr. Administrator	30.5%	199,000	60,695	259,695	3,599
418049	Administrative Management 2	Fairbanks	FT		APT - Exempt Employees	46.2%	107,000	49,434	156,434	8,764
418050	Admin Generalist 4	Fairbanks	FT		PERS - Classified	57.2%	63,100	36,093	99,193	9,328
418051	Administrative Management 4	Fairbanks	FT		APT - Exempt Employees	46.2%	108,100	49,942	158,042	14,888
418052	Research Professional 2	Fairbanks	FT		APT - Exempt Employees	46.2%	63,100	29,152	92,252	1,279
418053	Research Professor	Fairbanks	FT		United Academics BU	35.4%	189,900	67,225	257,125	57,739
418054	Comm Specialist 4 (NE)	Fairbanks	PT		PERS - Classified	57.2%	45,600	26,083	71,683	993
418055	Admin Specialist 2	Fairbanks	FT		PERS - Classified	57.2%	61,900	35,407	97,307	42,375
418056	Research Professional 3	Fairbanks	FT		APT - Exempt Employees	46.2%	84,300	38,947	123,247	6,948
418057	Training & Development 2	Fairbanks	PT		PERS - Classified	57.2%	25,200	14,414	39,614	4,725
418061	Crafts & Trades II (CT2)	Fairbanks	FT		AHECTE- Labor Trades & Crafts	51.9%	70,200	36,434	106,634	46,436
418062	Crafts & Trades I (CT1)	Fairbanks	FT		AHECTE- Labor Trades & Crafts	51.9%	57,600	29,894	87,494	38,102
418063	Research Professional 3	Fairbanks	FT		APT - Exempt Employees	46.2%	71,800	33,172	104,972	5,893
418065	Research Asst Professor	Fairbanks	FT		United Academics BU	35.4%	113,600	40,214	153,814	21,598
418066	Human Resources Technician 3	Fairbanks	FT		PERS - Classified	57.2%	55,500	31,746	87,246	37,994
418067	Research Professional 3	Fairbanks	FT		APT - Exempt Employees	46.2%	88,600	40,933	129,533	12,212
418068	Admin Generalist 4	Fairbanks	FT		PERS - Classified	57.2%	68,400	39,125	107,525	10,106
418072	Admin Specialist 2	Fairbanks	FT		PERS - Classified	57.2%	39,800	22,766	62,566	867
418073	Crafts & Trades I (CT1)	Fairbanks	FT		AHECTE- Labor Trades & Crafts	51.9%	51,900	26,936	78,836	34,331
418074	Research Asst Professor	Fairbanks	FT		United Academics BU	35.4%	91,300	32,320	123,620	1,713
418075	Research Asst Professor	Fairbanks	FT		United Academics BU	35.4%	92,400	32,710	125,110	28,108
418076	Research Professional 2	Fairbanks	FT		APT - Exempt Employees	46.2%	85,100	39,316	124,416	1,724
418077	Research Professional 3	Fairbanks	FT		APT - Exempt Employees	46.2%	71,800	33,172	104,972	5,893
418079	Admin Generalist 4	Fairbanks	FT		PERS - Classified	57.2%	58,200	33,290	91,490	39,842
418080	IS Professional 2A	Fairbanks	PT		PERS - Classified	57.2%	58,700	33,576	92,276	9,100
418082	Research Professional 3	Fairbanks	FT		APT - Exempt Employees	46.2%	72,500	33,495	105,995	1,469
418083	Research Professional 3	Fairbanks	FT		APT - Exempt Employees	46.2%	72,500	33,495	105,995	3,257

Personal Services Expenditure Detail
University of Alaska

Component: Fairbanks Campus (741)
RDU: University of Alaska Fairbanks (236)

Notes:

1. If a position is split, an asterisk (*) will appear in the Split/Count column. If the split position is also counted in the component, two asterisks (**) will appear in the column.
2. "Pool" PCN refers to UA temporary positions, such as adjunct faculty; student employees; and other non-permanent staff. Multiple incumbents may share the same labor pool position number and pooled budget.

PCN	Job Class Title	Location	Time Status	Split/ Count	Employee Class	Benefit Rate	Annual Budgeted	Annual	Total	UGF
							Salary	Benefits	Costs	Estimate
418084	Research Professional 1	Fairbanks	FT		PERS - Classified	57.2%	60,100	34,377	94,477	1,309
418085	Crafts & Trades III (CT3)	Fairbanks	FT		AHECTE- Labor Trades & Crafts	51.9%	55,800	28,960	84,760	36,911
418086	Research Professional 2	Fairbanks	FT		APT - Exempt Employees	46.2%	60,100	27,766	87,866	1,218
418087	Research Professional 2	Fairbanks	FT		APT - Exempt Employees	46.2%	48,300	22,315	70,615	979
418088	Administrative Professional 3	Fairbanks	FT		APT - Exempt Employees	46.2%	57,200	26,426	83,626	1,159
418089	Research Asst Professor	Fairbanks	FT		United Academics BU	35.4%	117,900	41,737	159,637	2,212
418090	Research Technician 2	Fairbanks	FT		PERS - Classified	57.2%	35,800	20,478	56,278	780
418091	Human Resources Technician 2	Fairbanks	FT		PERS - Classified	57.2%	35,800	20,478	56,278	24,508
418092	Research Professional 4	Fairbanks	FT		APT - Exempt Employees	46.2%	39,800	18,388	58,188	806
418093	Research Technician 3	Fairbanks	PT		PERS - Classified	57.2%	48,400	27,685	76,085	4,302
418094	Post Doctoral Fellow	Fairbanks	FT		United Academics BU	35.4%	45,000	15,930	60,930	844
418111	Research Professional 3	Fairbanks	FT		APT - Exempt Employees	46.2%	85,100	39,316	124,416	11,710
418112	Research Professional 3	Fairbanks	FT		APT - Exempt Employees	46.2%	85,100	39,316	124,416	11,710
420101	Term Asst Professor	Fairbanks	FT		United Academics BU	35.4%	79,494	28,141	107,635	46,872
420102	Research Professor	Fairbanks	FT		United Academics BU	35.4%	95,300	33,736	129,036	7,269
420105	Term Assoc Professor	Fairbanks	FT		United Academics BU	35.4%	86,245	30,531	116,776	50,853
420107	Term Instructor	Fairbanks	FT		United Academics BU	35.4%	79,229	28,047	107,276	46,716
420109	Term Asst Professor	Fairbanks	FT		United Academics BU	35.4%	78,405	27,755	106,160	46,230
420701	Research Profess 2 (NonExempt)	Fairbanks	PT		PERS - Classified	57.2%	60,341	34,515	94,856	1,315
420702	Admin Specialist 3	Fairbanks	FT		APT - Exempt Employees	46.2%	60,824	28,101	88,925	1,232
420705	Admin Specialist 3	Fairbanks	PT		APT - Exempt Employees	46.2%	30,765	14,213	44,978	10,280
420706	Term Asst Professor	Fairbanks	FT		United Academics BU	35.4%	98,779	34,968	133,747	58,244
420709	Term Asst Professor	Fairbanks	FT		United Academics BU	35.4%	76,142	26,954	103,096	44,896
420801	Research Professional 4	Fairbanks	FT		APT - Exempt Employees	46.2%	109,100	50,404	159,504	2,211
420803	Research Professional 2	Fairbanks	FT		APT - Exempt Employees	46.2%	51,300	23,701	75,001	32,661
420804	Admin Generalist 4	Fairbanks	FT		PERS - Classified	57.2%	48,924	27,985	76,909	17,279
421102	Research Asst Professor	Fairbanks	FT	**	United Academics BU	35.4%	50,800	17,983	68,783	1,769
421300	Director (Academic-Faculty)	Fairbanks	FT		Non-Represented Faculty	30.5%	189,600	57,828	247,428	79,583
421301	Research Professional 3	Fairbanks	PT		APT - Exempt Employees	46.2%	31,333	14,476	45,809	635
421302	IS Professional 5A	Fairbanks	PT		APT - Exempt Employees	46.2%	57,962	26,778	84,740	1,174
421303	Communications Specialist 5	Fairbanks	PT		APT - Exempt Employees	46.2%	50,196	23,191	73,387	1,017
421305	IS Professional 4A	Fairbanks	FT		APT - Exempt Employees	46.2%	67,000	30,954	97,954	1,358
421308	Research Professional 3	Fairbanks	PT		APT - Exempt Employees	46.2%	37,000	17,094	54,094	750
421309	Admin Specialist 3	Fairbanks	FT		APT - Exempt Employees	46.2%	60,268	27,844	88,112	1,221

Personal Services Expenditure Detail
University of Alaska

Component: Fairbanks Campus (741)
RDU: University of Alaska Fairbanks (236)

Notes:

1. If a position is split, an asterisk (*) will appear in the Split/Count column. If the split position is also counted in the component, two asterisks (**) will appear in the column.
2. "Pool" PCN refers to UA temporary positions, such as adjunct faculty; student employees; and other non-permanent staff. Multiple incumbents may share the same labor pool position number and pooled budget.

PCN	Job Class Title	Location	Time Status	Split/ Count	Employee Class	Benefit Rate	Annual Budgeted	Annual Benefits	Total Costs	UGF Estimate
							Salary			
421312	Admin Specialist 3	Fairbanks	PT		APT - Exempt Employees	46.2%	37,599	17,371	54,970	762
421313	Research Professional 2	Fairbanks	FT		APT - Exempt Employees	46.2%	66,300	30,631	96,931	1,343
421314	Communications Specialist 3	Fairbanks	FT		PERS - Classified	57.2%	52,746	30,171	82,917	1,149
421315	Research Professional 3	Fairbanks	FT		APT - Exempt Employees	46.2%	65,291	30,164	95,455	1,323
421316	Communications Specialist 4	Fairbanks	PT		APT - Exempt Employees	46.2%	57,692	26,654	84,346	1,169
421317	Communications Specialist 5	Fairbanks	FT		APT - Exempt Employees	46.2%	62,425	28,840	91,265	39,744
421318	Research Professional 3	Fairbanks	FT		APT - Exempt Employees	46.2%	62,425	28,840	91,265	1,265
421322	Research Asst Professor	Fairbanks	FT		United Academics BU	35.4%	95,940	33,963	129,903	1,800
421705	Training & Development 3	Fairbanks	FT		PERS - Classified	57.2%	75,800	43,358	119,158	1,651
421706	Term Asst Professor	Fairbanks	FT		United Academics BU	35.4%	67,700	23,966	91,666	1,270
421708	Training & Development 5	Fairbanks	FT		APT - Exempt Employees	46.2%	68,400	31,601	100,001	1,386
421709	Communications Specialist 2	Fairbanks	FT		PERS - Classified	57.2%	56,800	32,490	89,290	23,275
421710	Admin Specialist 1	Fairbanks	PT		PERS - Classified	57.2%	39,600	22,651	62,251	863
421711	Communications Specialist 3	Fairbanks	FT		PERS - Classified	57.2%	60,600	34,663	95,263	1,320
421712	Training & Development 3	Fairbanks	FT		PERS - Classified	57.2%	35,400	20,249	55,649	771
421713	Admin Generalist 1	Fairbanks	PT		PERS - Classified	57.2%	25,400	14,529	39,929	17,388
421714	Admin Specialist 2	Fairbanks	FT		PERS - Classified	57.2%	52,800	30,202	83,002	1,150
421715	Training & Development 3	Fairbanks	FT		PERS - Classified	57.2%	26,400	15,101	41,501	575
422100	Term Asst Professor	Fairbanks	PT		United Academics BU	35.4%	66,100	23,399	89,499	1,240
422104	Research Assoc Professor	Fairbanks	PT		United Academics BU	35.4%	53,800	19,045	72,845	6,775
422109	Research Professional 5	Fairbanks	PT		APT - Exempt Employees	46.2%	80,600	37,237	117,837	1,633
422110	Research Technician 3	Fairbanks	FT		PERS - Classified	57.2%	47,800	27,342	75,142	1,041
422700	IS Consultant 3A	Fairbanks	FT		APT - Exempt Employees	46.2%	80,417	37,153	117,570	6,260
422703	Administrative Professional 3	Fairbanks	FT		APT - Exempt Employees	46.2%	88,500	40,887	129,387	56,345
422704	Training & Development 3	Fairbanks	FT		PERS - Classified	57.2%	62,500	35,750	98,250	1,362
422705	Administrative Management 5	Fairbanks	FT		APT - Exempt Employees	46.2%	146,126	67,510	213,636	6,872
422800	Campus Services Generalist 4	Fairbanks	FT		PERS - Classified	57.2%	26,800	15,330	42,130	18,346
422807	Research Technician 4	Fairbanks	FT		PERS - Classified	57.2%	68,400	39,125	107,525	1,490
422808	Admin Specialist 2	Fairbanks	FT		PERS - Classified	57.2%	55,500	31,746	87,246	1,209
422809	Research Professional 4	Fairbanks	PT		APT - Exempt Employees	46.2%	82,600	38,161	120,761	1,674
422810	Research Professional 1	Fairbanks	FT		PERS - Classified	57.2%	52,800	30,202	83,002	1,150
422812	Research Professional 3	Fairbanks	FT		APT - Exempt Employees	46.2%	14,800	6,838	21,638	300
422813	Research Professional 3	Fairbanks	PT		APT - Exempt Employees	46.2%	46,800	21,622	68,422	948
423100	Research Professor	Fairbanks	FT		United Academics BU	35.4%	166,360	58,891	225,251	26,864

Personal Services Expenditure Detail
University of Alaska

Component: Fairbanks Campus (741)
RDU: University of Alaska Fairbanks (236)

Notes:

1. If a position is split, an asterisk (*) will appear in the Split/Count column. If the split position is also counted in the component, two asterisks (**) will appear in the column.
2. "Pool" PCN refers to UA temporary positions, such as adjunct faculty; student employees; and other non-permanent staff. Multiple incumbents may share the same labor pool position number and pooled budget.

PCN	Job Class Title	Location	Time Status	Split/ Count	Employee Class	Benefit Rate	Annual	Annual Benefits	Total Costs	UGF Estimate
							Budgeted Salary			
423104	Research Asst Professor	Fairbanks	FT		United Academics BU	35.4%	101,600	35,966	137,566	16,407
423106	Term Instructor	Fairbanks	FT		United Academics BU	35.4%	76,200	26,975	103,175	44,930
423107	Associate Professor	Fairbanks	FT		United Academics BU	35.4%	146,100	51,719	197,819	2,742
423109	Fiscal Professional 2	Fairbanks	FT		APT - Exempt Employees	46.2%	60,596	27,995	88,591	38,579
423110	Research Professional 3	Fairbanks	FT		APT - Exempt Employees	46.2%	76,800	35,482	112,282	37,184
423111	Research Professional 3	Fairbanks	PT		APT - Exempt Employees	46.2%	74,684	34,504	109,188	19,928
423114	Research Professional 3	Fairbanks	PT		APT - Exempt Employees	46.2%	57,700	26,657	84,357	1,169
423115	Research Asst Professor	Fairbanks	FT		United Academics BU	35.4%	122,402	43,330	165,732	13,448
423116	Administrative Professional 4	Fairbanks	FT		APT - Exempt Employees	46.2%	128,239	59,246	187,485	42,812
423117	Post Doctoral Fellow	Fairbanks	FT		United Academics BU	35.4%	73,810	26,129	99,939	1,385
423118	IS Professional 5A	Fairbanks	FT		APT - Exempt Employees	46.2%	113,487	52,431	165,918	60,361
423119	Research Professional 3	Fairbanks	FT		APT - Exempt Employees	46.2%	74,684	34,504	109,188	1,513
423120	Training & Development 4	Fairbanks	FT		APT - Exempt Employees	46.2%	85,003	39,271	124,274	1,722
423121	Research Professional 2	Fairbanks	FT		APT - Exempt Employees	46.2%	66,923	30,918	97,841	1,356
423122	Research Professional 3	Fairbanks	FT		APT - Exempt Employees	46.2%	76,987	35,568	112,555	1,560
423123	Term Instructor	Fairbanks	FT		United Academics BU	35.4%	84,000	29,736	113,736	22,128
423124	Research Asst Professor	Fairbanks	FT		United Academics BU	35.4%	94,874	33,585	128,459	10,446
423125	Research Asst Professor	Fairbanks	FT		United Academics BU	35.4%	128,879	45,623	174,502	14,190
423126	Research Professional 3	Fairbanks	FT		APT - Exempt Employees	46.2%	73,235	33,835	107,070	19,541
423127	Fiscal Professional 2	Fairbanks	FT		APT - Exempt Employees	46.2%	75,451	34,858	110,309	48,037
423128	Research Professional 2	Fairbanks	FT		APT - Exempt Employees	46.2%	57,692	26,654	84,346	13,260
423129	IS Manager 3	Fairbanks	PT		APT - Exempt Employees	46.2%	84,600	39,085	123,685	31,980
423130	Administrative Management 1	Fairbanks	PT		APT - Exempt Employees	46.2%	56,978	26,324	83,302	18,715
423131	Research Professional 3	Fairbanks	FT		APT - Exempt Employees	46.2%	73,234	33,834	107,068	1,484
423132	Communications Specialist 1	Fairbanks	FT		PERS - Classified	57.2%	37,600	21,507	59,107	819
423801	Instructional Designer 3	Fairbanks	FT		APT - Exempt Employees	46.2%	83,100	38,392	121,492	3,768
423803	Administrative Professional 1	Fairbanks	FT		APT - Exempt Employees	46.2%	78,900	36,452	115,352	4,064
423804	Administrative Management 2	Fairbanks	FT		APT - Exempt Employees	46.2%	93,400	43,151	136,551	1,892
423805	Admin Specialist 2	Fairbanks	FT		PERS - Classified	57.2%	61,100	34,949	96,049	21,612
423806	Admin Specialist 3	Fairbanks	FT		APT - Exempt Employees	46.2%	70,000	32,340	102,340	3,576
423807	Administrative Management 4	Fairbanks	FT		APT - Exempt Employees	46.2%	119,800	55,348	175,148	2,427
423808	Administrative Management 3	Fairbanks	FT		APT - Exempt Employees	46.2%	101,100	46,708	147,808	2,048
423809	Administrative Management 2	Fairbanks	FT		APT - Exempt Employees	46.2%	88,000	40,656	128,656	1,783
423810	Environmental Health/Safety 2	Fairbanks	FT		APT - Exempt Employees	46.2%	78,100	36,082	114,182	1,582

Personal Services Expenditure Detail
University of Alaska

Component: Fairbanks Campus (741)
RDU: University of Alaska Fairbanks (236)

Notes:

1. If a position is split, an asterisk (*) will appear in the Split/Count column. If the split position is also counted in the component, two asterisks (**) will appear in the column.
2. "Pool" PCN refers to UA temporary positions, such as adjunct faculty; student employees; and other non-permanent staff. Multiple incumbents may share the same labor pool position number and pooled budget.

PCN	Job Class Title	Location	Time Status	Split/ Count	Employee Class	Benefit Rate	Annual Budgeted	Annual	Total	UGF
							Salary	Benefits	Costs	Estimate
423811	Research Professional 4	Fairbanks	FT		APT - Exempt Employees	46.2%	88,000	40,656	128,656	1,783
423812	Admin Specialist 4	Fairbanks	FT		APT - Exempt Employees	46.2%	83,100	38,392	121,492	4,054
423813	Research Professional 4	Fairbanks	PT		APT - Exempt Employees	46.2%	88,000	40,656	128,656	1,783
423814	Research Professional 4	Fairbanks	FT		APT - Exempt Employees	46.2%	78,100	36,082	114,182	1,582
423815	IS Professional 4A	Fairbanks	FT		APT - Exempt Employees	46.2%	75,000	34,650	109,650	1,520
423816	IS Manager 2	Fairbanks	FT		APT - Exempt Employees	46.2%	88,000	40,656	128,656	1,783
423817	Communications Specialist 3	Fairbanks	FT		PERS - Classified	57.2%	52,200	29,858	82,058	35,734
424301	Admin Specialist 3	Fairbanks	FT		APT - Exempt Employees	46.2%	81,700	37,745	119,445	47,701
424700	Library Professional 3	Fairbanks	FT		APT - Exempt Employees	46.2%	81,600	37,699	119,299	15,852
424702	Library Professional 3	Fairbanks	FT		APT - Exempt Employees	46.2%	81,700	37,745	119,445	49,550
424703	Library Professional 3	Fairbanks	FT		APT - Exempt Employees	46.2%	68,300	31,555	99,855	40,402
424704	Admin Specialist 4	Fairbanks	PT		APT - Exempt Employees	46.2%	56,700	26,195	82,895	33,017
424705	Fiscal Professional 3	Fairbanks	FT		APT - Exempt Employees	46.2%	85,000	39,270	124,270	49,802
424802	Admin Specialist 3	Fairbanks	PT		APT - Exempt Employees	46.2%	28,500	13,167	41,667	577
424803	Admin Specialist 2	Fairbanks	PT		PERS - Classified	57.2%	44,600	25,511	70,111	30,532
424804	Library Professional 2	Fairbanks	FT		APT - Exempt Employees	46.2%	74,700	34,511	109,211	1,514
424805	Admin Specialist 4	Fairbanks	FT		APT - Exempt Employees	46.2%	81,700	37,745	119,445	47,886
424806	Admin Specialist 3	Fairbanks	FT		APT - Exempt Employees	46.2%	65,000	30,030	95,030	38,301
424807	Campus Services Retail 4 (NE)	Fairbanks	FT		PERS - Classified	57.2%	54,900	31,403	86,303	37,583
424808	Admin Specialist 3	Fairbanks	FT		APT - Exempt Employees	46.2%	70,300	32,479	102,779	41,676
424809	Admin Specialist 3	Fairbanks	FT		APT - Exempt Employees	46.2%	66,900	30,908	97,808	40,127
424812	Admin Specialist 4	Fairbanks	FT		APT - Exempt Employees	46.2%	70,200	32,432	102,632	44,694
424815	Library Professional 4	Fairbanks	FT		APT - Exempt Employees	46.2%	97,800	45,184	142,984	57,458
424816	Campus Services Retail 4	Fairbanks	FT		APT - Exempt Employees	46.2%	52,700	24,347	77,047	33,552
424817	Research Technician 3	Fairbanks	FT		PERS - Classified	57.2%	54,300	31,060	85,360	1,183
424818	Admin Specialist 3	Fairbanks	FT		APT - Exempt Employees	46.2%	57,700	26,657	84,357	1,169
433705	Administrative Professional 1	Fairbanks	FT		APT - Exempt Employees	46.2%	78,800	36,406	115,206	50,169
433800	Student Svcs Manager 1	Fairbanks	FT		APT - Exempt Employees	46.2%	60,441	27,924	88,365	17,823
435800	Admin Specialist 2	Fairbanks	FT		PERS - Classified	57.2%	57,336	32,796	90,132	1,249
436502	Fac Engineering 4	Fairbanks	FT		APT - Exempt Employees	46.2%	96,800	44,722	141,522	61,629
436705	Fac Engineering 4	Fairbanks	FT		APT - Exempt Employees	46.2%	96,800	44,722	141,522	61,629
436708	Fac Engineering 6	Fairbanks	FT		APT - Exempt Employees	46.2%	130,500	60,291	190,791	83,085
436713	Fac Engineering 1	Fairbanks	FT		PERS - Classified	57.2%	72,488	41,463	113,951	49,623
436715	Fac Engineering 4	Fairbanks	FT		APT - Exempt Employees	46.2%	89,331	41,271	130,602	56,874

Personal Services Expenditure Detail
University of Alaska

Component: Fairbanks Campus (741)
RDU: University of Alaska Fairbanks (236)

Notes:

1. If a position is split, an asterisk (*) will appear in the Split/Count column. If the split position is also counted in the component, two asterisks (**) will appear in the column.
2. "Pool" PCN refers to UA temporary positions, such as adjunct faculty; student employees; and other non-permanent staff. Multiple incumbents may share the same labor pool position number and pooled budget.

PCN	Job Class Title	Location	Time Status	Split/ Count	Employee Class	Benefit Rate	Annual	Annual Benefits	Total Costs	UGF Estimate
							Budgeted Salary			
436716	Fac Engineering 2	Fairbanks	FT		PERS - Classified	57.2%	57,100	32,661	89,761	39,089
436719	Fac Engineering 1	Fairbanks	FT		PERS - Classified	57.2%	72,500	41,470	113,970	49,631
436720	Administrative Professional 2	Fairbanks	FT		APT - Exempt Employees	46.2%	78,500	36,267	114,767	49,978
436721	Fac Engineering 2	Fairbanks	FT		PERS - Classified	57.2%	79,300	45,360	124,660	54,286
436722	Fac Engineering 5	Fairbanks	FT		APT - Exempt Employees	46.2%	106,900	49,388	156,288	68,060
436723	Fac Engineering 2	Fairbanks	FT		PERS - Classified	57.2%	81,700	46,732	128,432	55,929
436801	FAC Svcs Drafting 3	Fairbanks	FT		PERS - Classified	57.2%	71,100	40,669	111,769	48,673
436803	Fac Engineering 2	Fairbanks	FT		PERS - Classified	57.2%	79,300	45,360	124,660	54,286
436808	Communications Specialist 4	Fairbanks	FT		APT - Exempt Employees	46.2%	87,604	40,473	128,077	55,775
436809	Fac Engineering 3	Fairbanks	FT		APT - Exempt Employees	46.2%	87,700	40,517	128,217	55,836
436810	Fac Engineering 4	Fairbanks	FT		APT - Exempt Employees	46.2%	68,400	31,601	100,001	43,548
436811	Fac Engineering 3	Fairbanks	PT		APT - Exempt Employees	46.2%	61,800	28,552	90,352	39,346
436816	Admin Specialist 2	Fairbanks	FT		PERS - Classified	57.2%	73,300	41,928	115,228	50,179
436821	Admin Specialist 2	Fairbanks	FT		PERS - Classified	57.2%	67,000	38,324	105,324	45,866
436823	Admin Generalist 3	Fairbanks	FT		PERS - Classified	57.2%	48,800	27,914	76,714	33,407
436824	Admin Generalist 4	Fairbanks	FT		PERS - Classified	57.2%	55,474	31,731	87,205	37,976
436826	Fac Svcs-MO&U Supervisor 2	Fairbanks	FT		PERS - Classified	57.2%	58,844	33,659	92,503	40,283
436828	Administrative Professional 2	Fairbanks	FT		APT - Exempt Employees	46.2%	83,400	38,531	121,931	53,098
436840	Admin Specialist 2	Fairbanks	FT		PERS - Classified	57.2%	66,400	37,981	104,381	45,455
437801	Fiscal Technician 2	Fairbanks	FT		PERS - Classified	57.2%	47,900	27,399	75,299	6,147
438803	Fiscal Professional 2	Fairbanks	FT		APT - Exempt Employees	46.2%	75,500	34,881	110,381	1,530
438804	Human Resources Technician 3	Fairbanks	FT		PERS - Classified	57.2%	48,269	27,610	75,879	33,043
440100	Research Asst Professor	Fairbanks	FT		United Academics BU	35.4%	102,700	36,356	139,056	16,599
440101	Research Professor	Fairbanks	PT		United Academics BU	35.4%	118,800	42,055	160,855	19,184
440105	Fiscal Professional 2	Fairbanks	FT		APT - Exempt Employees	46.2%	88,600	40,933	129,533	29,102
440106	Fiscal Professional 2	Fairbanks	FT		APT - Exempt Employees	46.2%	70,400	32,525	102,925	44,821
440107	Fiscal Professional 2	Fairbanks	FT		APT - Exempt Employees	46.2%	93,000	42,966	135,966	59,210
440109	Research Professional 1	Fairbanks	FT		PERS - Classified	57.2%	54,400	31,117	85,517	1,185
440111	Research Professional 1	Fairbanks	FT		PERS - Classified	57.2%	59,500	34,034	93,534	1,296
440115	Research Technician 3	Fairbanks	FT		PERS - Classified	57.2%	49,800	28,486	78,286	1,085
440116	Research Professional 3	Fairbanks	PT		APT - Exempt Employees	46.2%	65,100	30,076	95,176	11,366
440117	Research Professional 3	Fairbanks	FT		APT - Exempt Employees	46.2%	71,100	32,848	103,948	12,413
440120	Student Svcs Professional 2	Fairbanks	FT		PERS - Classified	57.2%	56,600	32,375	88,975	19,990
440125	Research Professional 2	Fairbanks	FT		APT - Exempt Employees	46.2%	60,100	27,766	87,866	1,218

Personal Services Expenditure Detail
University of Alaska

Component: Fairbanks Campus (741)
RDU: University of Alaska Fairbanks (236)

Notes:

1. If a position is split, an asterisk (*) will appear in the Split/Count column. If the split position is also counted in the component, two asterisks (**) will appear in the column.
2. "Pool" PCN refers to UA temporary positions, such as adjunct faculty; student employees; and other non-permanent staff. Multiple incumbents may share the same labor pool position number and pooled budget.

PCN	Job Class Title	Location	Time Status	Split/ Count	Employee Class	Benefit Rate	Annual	Annual Benefits	Total Costs	UGF Estimate
							Budgeted Salary			
440300	Director (Academic-Faculty)	Fairbanks	FT		Non-Represented Faculty	30.5%	176,000	53,680	229,680	32,234
440702	Fiscal Manager 3	Fairbanks	FT		APT - Exempt Employees	46.2%	120,922	55,866	176,788	8,659
440704	Administrative Management 4	Fairbanks	FT		APT - Exempt Employees	46.2%	125,250	57,866	183,116	7,673
440707	Research Professional 2	Fairbanks	FT		APT - Exempt Employees	46.2%	71,200	32,894	104,094	10,257
440708	IS Professional 3A	Fairbanks	FT		APT - Exempt Employees	46.2%	88,500	40,887	129,387	1,793
440711	Fiscal Manager 3	Fairbanks	FT		APT - Exempt Employees	46.2%	122,867	56,765	179,632	7,522
440713	IS Professional 5A	Fairbanks	FT		APT - Exempt Employees	46.2%	119,701	55,302	175,003	2,425
440715	Admin Specialist 3	Fairbanks	FT		APT - Exempt Employees	46.2%	77,300	35,713	113,013	49,214
440716	Administrative Management 4	Fairbanks	FT		APT - Exempt Employees	46.2%	150,794	69,667	220,461	25,910
440717	Admin Specialist 4	Fairbanks	FT		APT - Exempt Employees	46.2%	82,012	37,890	119,902	1,662
440720	Training & Development 3	Fairbanks	FT		PERS - Classified	57.2%	60,100	34,377	94,477	11,251
440800	Communications Specialist 5	Fairbanks	FT		APT - Exempt Employees	46.2%	64,983	30,022	95,005	1,591
440801	Administrative Management 4	Fairbanks	FT		APT - Exempt Employees	46.2%	129,632	59,890	189,522	9,283
440807	Admin Specialist 2	Fairbanks	PT		PERS - Classified	57.2%	29,000	16,588	45,588	19,852
441700	IS Professional 3A	Fairbanks	FT		APT - Exempt Employees	46.2%	74,700	34,511	109,211	1,514
441704	Fiscal Manager 2	Fairbanks	FT		APT - Exempt Employees	46.2%	91,400	42,227	133,627	38,528
441707	IS Professional 3A	Fairbanks	FT		APT - Exempt Employees	46.2%	93,100	43,012	136,112	11,071
441708	IS Professional 3A	Fairbanks	PT		APT - Exempt Employees	46.2%	83,500	38,577	122,077	1,692
441709	Research Professional 3	Fairbanks	FT		APT - Exempt Employees	46.2%	85,900	39,686	125,586	7,042
441710	IS Professional 6A	Fairbanks	FT		APT - Exempt Employees	46.2%	126,700	58,535	185,235	2,567
441713	Research Professional 3	Fairbanks	PT		APT - Exempt Employees	46.2%	51,900	23,978	75,878	1,052
441720	Admin Specialist 2	Fairbanks	FT		PERS - Classified	57.2%	58,470	33,445	91,915	20,650
441802	Research Professional 2	Fairbanks	FT		APT - Exempt Employees	46.2%	63,700	29,429	93,129	40,556
441807	Administrative Management 4	Fairbanks	FT		APT - Exempt Employees	46.2%	123,305	56,967	180,272	2,498
441808	Administrative Management 2	Fairbanks	FT		APT - Exempt Employees	46.2%	81,300	37,561	118,861	1,647
441810	Broadcast/Media Professional 3	Fairbanks	FT		APT - Exempt Employees	46.2%	65,000	30,030	95,030	13,337
441820	Communications Specialist 3	Fairbanks	PT		PERS - Classified	57.2%	40,000	22,880	62,880	8,825
450100	Research Asst Professor	Fairbanks	FT		United Academics BU	35.4%	120,443	42,637	163,080	7,984
450106	Research Professor	Fairbanks	FT		United Academics BU	35.4%	81,923	29,001	110,924	8,552
450109	Research Assoc Professor	Fairbanks	PT		United Academics BU	35.4%	56,827	20,117	76,944	6,582
450110	Research Assoc Professor	Fairbanks	FT		United Academics BU	35.4%	153,934	54,493	208,427	47,047
450114	Research Assoc Professor	Fairbanks	FT		United Academics BU	35.4%	112,684	39,890	152,574	18,195
450116	Research Professional 5	Fairbanks	PT		APT - Exempt Employees	46.2%	56,961	26,316	83,277	1,154
450118	Research Professional 5	Fairbanks	PT		APT - Exempt Employees	46.2%	85,426	39,467	124,893	1,731

Personal Services Expenditure Detail
University of Alaska

Component: Fairbanks Campus (741)
RDU: University of Alaska Fairbanks (236)

Notes:

1. If a position is split, an asterisk (*) will appear in the Split/Count column. If the split position is also counted in the component, two asterisks (**) will appear in the column.
2. "Pool" PCN refers to UA temporary positions, such as adjunct faculty; student employees; and other non-permanent staff. Multiple incumbents may share the same labor pool position number and pooled budget.

PCN	Job Class Title	Location	Time Status	Split/ Count	Employee Class	Benefit Rate	Annual	Annual Benefits	Total Costs	UGF Estimate
							Budgeted Salary			
450120	Research Technician 3	Fairbanks	FT		PERS - Classified	57.2%	54,532	31,192	85,724	1,188
450121	Research Professional 4	Fairbanks	FT		APT - Exempt Employees	46.2%	89,674	41,429	131,103	1,817
450124	Research Professional 3	Fairbanks	PT		APT - Exempt Employees	46.2%	89,674	41,429	131,103	1,817
450125	Admin Generalist 4	Fairbanks	FT		PERS - Classified	57.2%	52,949	30,287	83,236	1,154
450129	Fiscal Technician 3	Fairbanks	PT		PERS - Classified	57.2%	48,454	27,716	76,170	33,170
450130	Research Technician 3	Fairbanks	FT		PERS - Classified	57.2%	54,532	31,192	85,724	1,188
450201	Research Asst Professor	Fairbanks	FT		United Academics BU	35.4%	88,197	31,222	119,419	7,244
450211	Research Asst Professor	Fairbanks	FT		United Academics BU	35.4%	131,612	46,591	178,203	41,601
450217	Fiscal Technician 3	Fairbanks	PT		PERS - Classified	57.2%	48,116	27,522	75,638	8,853
450500	Crafts & Trades I (CT1)	Fairbanks	FT		AHECTE- Labor Trades & Crafts	51.9%	67,031	34,789	101,820	1,411
450501	Crafts & Trades III (CT3)	Fairbanks	FT		AHECTE- Labor Trades & Crafts	51.9%	79,466	41,243	120,709	1,673
450503	Crafts & Trades I (CT1)	Fairbanks	FT		AHECTE- Labor Trades & Crafts	51.9%	58,706	30,468	89,174	1,236
450504	Crafts & Trades III (CT3)	Fairbanks	FT		AHECTE- Labor Trades & Crafts	51.9%	70,113	36,389	106,502	1,476
450700	Research Professional 2	Fairbanks	FT		APT - Exempt Employees	46.2%	86,186	39,818	126,004	1,746
450701	Crafts & Trades III (CT3)	Fairbanks	FT		AHECTE- Labor Trades & Crafts	51.9%	55,800	28,960	84,760	36,911
450702	Research Technician 4	Fairbanks	FT		PERS - Classified	57.2%	71,311	40,790	112,101	1,554
450704	Research Professional 4	Fairbanks	FT		APT - Exempt Employees	46.2%	79,530	36,743	116,273	50,634
450705	Administrative Management 2	Fairbanks	FT		APT - Exempt Employees	46.2%	98,128	45,335	143,463	32,232
450709	Administrative Management 2	Fairbanks	PT		APT - Exempt Employees	46.2%	80,881	37,367	118,248	1,639
450713	Fiscal Manager 1	Fairbanks	FT		APT - Exempt Employees	46.2%	92,435	42,705	135,140	58,850
450714	Athletics Facs, Ops & Pgms 1	Fairbanks	PT		PERS - Classified	57.2%	37,870	21,662	59,532	0
450717	Research Professional 3	Fairbanks	FT		APT - Exempt Employees	46.2%	103,479	47,807	151,286	2,097
450800	Environmental Health/Safety 3	Fairbanks	FT		APT - Exempt Employees	46.2%	74,971	34,637	109,608	1,519
450802	Research Professional 3	Fairbanks	FT		APT - Exempt Employees	46.2%	68,572	31,680	100,252	1,389
450803	Admin Specialist 2	Fairbanks	FT		PERS - Classified	57.2%	70,605	40,386	110,991	1,538
450805	Fiscal Professional 2	Fairbanks	FT		APT - Exempt Employees	46.2%	78,053	36,060	114,113	49,694
450807	IS Professional 3A	Fairbanks	PT		APT - Exempt Employees	46.2%	51,943	23,998	75,941	1,052
450809	IS Professional 2A	Fairbanks	FT		PERS - Classified	57.2%	77,283	44,206	121,489	1,684
450810	Research Asst Professor	Fairbanks	PT		United Academics BU	35.4%	58,098	20,567	78,665	6,065
450811	Admin Specialist 3	Fairbanks	FT		APT - Exempt Employees	46.2%	80,407	37,148	117,555	1,629
450814	Research Professional 3	Fairbanks	FT		APT - Exempt Employees	46.2%	84,516	39,046	123,562	1,712
450815	Admin Specialist 4	Fairbanks	FT		APT - Exempt Employees	46.2%	85,330	39,422	124,752	1,729
450817	Research Professional 2	Fairbanks	FT		APT - Exempt Employees	46.2%	78,781	36,397	115,178	1,596
450818	Research Technician 4	Fairbanks	FT		PERS - Classified	57.2%	69,920	39,994	109,914	1,523

Personal Services Expenditure Detail
University of Alaska

Component: Fairbanks Campus (741)
RDU: University of Alaska Fairbanks (236)

Notes:

1. If a position is split, an asterisk (*) will appear in the Split/Count column. If the split position is also counted in the component, two asterisks (**) will appear in the column.
2. "Pool" PCN refers to UA temporary positions, such as adjunct faculty; student employees; and other non-permanent staff. Multiple incumbents may share the same labor pool position number and pooled budget.

PCN	Job Class Title	Location	Time Status	Split/ Count	Employee Class	Benefit Rate	Annual	Annual Benefits	Total Costs	UGF Estimate
							Budgeted Salary			
450819	Admin Specialist 2	Fairbanks	PT		PERS - Classified	57.2%	52,187	29,851	82,038	9,784
450820	Research Professional 3	Fairbanks	FT		APT - Exempt Employees	46.2%	70,605	32,620	103,225	1,431
450822	Fiscal Professional 4	Fairbanks	FT		APT - Exempt Employees	46.2%	79,530	36,743	116,273	1,611
450823	Fiscal Technician 3	Fairbanks	FT		PERS - Classified	57.2%	66,560	38,072	104,632	45,565
450824	Research Technician 3	Fairbanks	FT		PERS - Classified	57.2%	72,767	41,623	114,390	1,585
450827	Research Asst Professor	Fairbanks	PT		United Academics BU	35.4%	80,089	28,352	108,441	7,339
450829	Research Technician 3	Fairbanks	FT		PERS - Classified	57.2%	62,109	35,526	97,635	1,353
450830	Research Technician 2	Fairbanks	FT		PERS - Classified	57.2%	64,827	37,081	101,908	1,412
450831	IS Professional 3A	Fairbanks	FT		APT - Exempt Employees	46.2%	69,257	31,997	101,254	1,403
450832	Research Technician 4	Fairbanks	FT		PERS - Classified	57.2%	59,668	34,130	93,798	21,073
450833	Fiscal Technician 3	Fairbanks	FT		PERS - Classified	57.2%	61,488	35,171	96,659	1,340
450834	Research Professional 4	Fairbanks	FT		APT - Exempt Employees	46.2%	89,674	41,429	131,103	1,817
450837	Research Professional 2	Fairbanks	FT		APT - Exempt Employees	46.2%	57,914	26,756	84,670	1,173
450838	Research Professional 2	Fairbanks	FT		APT - Exempt Employees	46.2%	69,100	31,924	101,024	1,400
450839	Research Professional 5	Fairbanks	PT		APT - Exempt Employees	46.2%	82,087	37,924	120,011	1,663
450840	Admin Specialist 4	Fairbanks	FT		APT - Exempt Employees	46.2%	107,310	49,577	156,887	2,174
450842	Fiscal Technician 2	Fairbanks	FT		PERS - Classified	57.2%	69,920	39,994	109,914	1,523
450850	Campus Services Generalist 3	Fairbanks	FT		PERS - Classified	57.2%	42,569	24,349	66,918	927
450852	Research Technician 3	Fairbanks	FT		PERS - Classified	57.2%	49,845	28,511	78,356	1,086
450853	Administrative Management 2	Fairbanks	FT		APT - Exempt Employees	46.2%	109,472	50,576	160,048	5,592
450854	Research Technician 4	Fairbanks	FT		PERS - Classified	57.2%	54,019	30,899	84,918	1,177
450857	Research Professional 2	Fairbanks	FT		APT - Exempt Employees	46.2%	57,914	26,756	84,670	1,173
450860	Communications Specialist 4	Fairbanks	FT		APT - Exempt Employees	46.2%	57,914	26,756	84,670	36,872
451104	Research Asst Professor	Fairbanks	PT		United Academics BU	35.4%	103,828	36,755	140,583	25,017
451105	Research Technician 4	Fairbanks	FT		PERS - Classified	57.2%	64,500	36,894	101,394	1,405
451106	Research Assoc Professor	Fairbanks	FT		United Academics BU	35.4%	147,824	52,330	200,154	25,130
451107	Research Asst Professor	Fairbanks	PT		United Academics BU	35.4%	38,200	13,523	51,723	2,943
451303	Director (Academic-Faculty)	Fairbanks	FT		Non-Represented Faculty	30.5%	135,401	41,297	176,698	6,190
451695	Research Professional 4	Fairbanks	FT		APT - Exempt Employees	46.2%	79,530	36,743	116,273	1,611
451701	IS Professional 5A	Fairbanks	FT		APT - Exempt Employees	46.2%	86,186	39,818	126,004	1,746
451702	Marine Engineering 7	Fairbanks	FT		APT - Exempt Employees	46.2%	126,700	58,535	185,235	80,666
451705	Research Asst Professor	Fairbanks	FT		United Academics BU	35.4%	129,386	45,803	175,189	11,753
451706	Admin Specialist 3	Fairbanks	FT		APT - Exempt Employees	46.2%	45,700	21,113	66,813	29,096
451710	IS Professional 6A	Fairbanks	FT		APT - Exempt Employees	46.2%	132,264	61,106	193,370	2,680

Personal Services Expenditure Detail
University of Alaska

Component: Fairbanks Campus (741)
RDU: University of Alaska Fairbanks (236)

Notes:

1. If a position is split, an asterisk (*) will appear in the Split/Count column. If the split position is also counted in the component, two asterisks (**) will appear in the column.
2. "Pool" PCN refers to UA temporary positions, such as adjunct faculty; student employees; and other non-permanent staff. Multiple incumbents may share the same labor pool position number and pooled budget.

PCN	Job Class Title	Location	Time Status	Split/ Count	Employee Class	Benefit Rate	Annual	Annual Benefits	Total Costs	UGF Estimate
							Budgeted Salary			
451711	Admin Specialist 2	Fairbanks	PT		PERS - Classified	57.2%	30,134	17,237	47,371	657
451716	Training & Development 2	Fairbanks	FT		PERS - Classified	57.2%	55,500	31,746	87,246	1,209
451725	Research Professional 3	Fairbanks	FT		APT - Exempt Employees	46.2%	70,605	32,620	103,225	1,431
451750	Research Technician 4	Fairbanks	FT		PERS - Classified	57.2%	54,400	31,117	85,517	1,185
451761	Research Technician 3	Fairbanks	FT		PERS - Classified	57.2%	48,300	27,628	75,928	1,052
451762	Research Professional 2	Fairbanks	FT		APT - Exempt Employees	46.2%	62,500	28,875	91,375	1,266
451763	Post Doctoral Fellow	Fairbanks	FT		United Academics BU	35.4%	46,200	16,355	62,555	867
451804	Admin Specialist 1	Fairbanks	FT		PERS - Classified	57.2%	50,900	29,115	80,015	24,302
451805	Research Professional 3	Fairbanks	FT		APT - Exempt Employees	46.2%	84,200	38,900	123,100	1,706
451808	Research Technician 3	Fairbanks	FT		PERS - Classified	57.2%	48,300	27,628	75,928	1,052
451811	Research Professional 4	Fairbanks	FT		APT - Exempt Employees	46.2%	68,400	31,601	100,001	1,386
451812	Administrative Professional 3	Fairbanks	FT		APT - Exempt Employees	46.2%	72,000	33,264	105,264	656
451820	Administrative Management 3	Fairbanks	FT		APT - Exempt Employees	46.2%	94,100	43,474	137,574	4,581
451821	Training & Development 1	Fairbanks	PT		PERS - Classified	57.2%	19,000	10,868	29,868	414
451823	Research Asst Professor	Fairbanks	FT		United Academics BU	35.4%	89,100	31,541	120,641	4,241
451826	Research Technician 3	Fairbanks	FT		PERS - Classified	57.2%	61,300	35,064	96,364	1,336
451827	Research Technician 3	Fairbanks	FT		PERS - Classified	57.2%	48,300	27,628	75,928	1,052
451828	Research Technician 3	Fairbanks	FT		PERS - Classified	57.2%	48,300	27,628	75,928	1,052
451830	Research Technician 3	Fairbanks	FT		PERS - Classified	57.2%	48,300	27,628	75,928	1,052
451831	Research Technician 3	Fairbanks	FT		PERS - Classified	57.2%	39,900	22,823	62,723	869
451832	Term Asst Professor	Fairbanks	FT		United Academics BU	35.4%	80,900	28,639	109,539	1,518
452100	Environmental Health/Safety 3	Fairbanks	PT		APT - Exempt Employees	46.2%	30,900	14,276	45,176	19,673
452102	Research Professor	Fairbanks	FT		United Academics BU	35.4%	172,100	60,923	233,023	11,450
452103	Research Assoc Professor	Fairbanks	FT		United Academics BU	35.4%	31,900	11,293	43,193	12,758
452104	Research Asst Professor	Fairbanks	FT		United Academics BU	35.4%	99,406	35,190	134,596	12,940
452108	Research Asst Professor	Fairbanks	PT		United Academics BU	35.4%	120,600	42,692	163,292	19,503
452110	Research Asst Professor	Fairbanks	FT		United Academics BU	35.4%	120,800	42,763	163,563	17,909
452112	Research Assoc Professor	Fairbanks	FT		United Academics BU	35.4%	111,265	39,388	150,653	4,951
452113	Research Professor	Fairbanks	FT		United Academics BU	35.4%	140,000	49,560	189,560	16,613
452114	Research Asst Professor	Fairbanks	PT		United Academics BU	35.4%	71,500	25,311	96,811	12,930
452116	Research Asst Professor	Fairbanks	FT		United Academics BU	35.4%	116,500	41,241	157,741	5,388
452117	Research Asst Professor	Fairbanks	FT		United Academics BU	35.4%	109,800	38,869	148,669	3,521
452119	Admin Generalist 3	Fairbanks	PT		PERS - Classified	57.2%	21,400	12,241	33,641	14,650
452121	Term Asst Professor	Fairbanks	FT		United Academics BU	35.4%	90,752	32,126	122,878	3,929

Personal Services Expenditure Detail
University of Alaska

Component: Fairbanks Campus (741)
RDU: University of Alaska Fairbanks (236)

Notes:

1. If a position is split, an asterisk (*) will appear in the Split/Count column. If the split position is also counted in the component, two asterisks (**) will appear in the column.
2. "Pool" PCN refers to UA temporary positions, such as adjunct faculty; student employees; and other non-permanent staff. Multiple incumbents may share the same labor pool position number and pooled budget.

PCN	Job Class Title	Location	Time Status	Split/ Count	Employee Class	Benefit Rate	Annual	Annual Benefits	Total Costs	UGF Estimate
							Budgeted Salary			
452122	Term Asst Professor	Fairbanks	FT		United Academics BU	35.4%	93,273	33,019	126,292	4,662
452203	Post Doctoral Fellow	Fairbanks	FT		United Academics BU	35.4%	68,400	24,214	92,614	1,284
452211	Post Doctoral Fellow	Fairbanks	FT		United Academics BU	35.4%	38,800	13,735	52,535	728
452212	Research Technician 3	Fairbanks	FT		PERS - Classified	57.2%	54,400	31,117	85,517	1,185
452215	Research Professional 2	Fairbanks	FT		APT - Exempt Employees	46.2%	57,100	26,380	83,480	1,157
452700	Marine Engineering 5	Fairbanks	FT		PERS - Classified	57.2%	90,300	51,652	141,952	61,817
452701	Communications Manager 1	Fairbanks	FT		APT - Exempt Employees	46.2%	73,900	34,142	108,042	47,050
452702	Research Professional 2	Fairbanks	PT		APT - Exempt Employees	46.2%	52,300	24,163	76,463	1,060
452704	Research Professional 3	Fairbanks	FT		APT - Exempt Employees	46.2%	98,700	45,599	144,299	2,000
452705	Research Professional 2	Fairbanks	FT		APT - Exempt Employees	46.2%	57,700	26,657	84,357	36,736
452706	Research Professional 3	Fairbanks	FT		APT - Exempt Employees	46.2%	79,300	36,637	115,937	1,607
452707	Administrative Management 4	Fairbanks	FT		APT - Exempt Employees	46.2%	85,900	39,686	125,586	1,740
452708	Research Technician 3	Fairbanks	FT		PERS - Classified	57.2%	51,800	29,630	81,430	1,129
452709	Research Professional 5	Fairbanks	FT		APT - Exempt Employees	46.2%	96,800	44,722	141,522	13,920
452710	Marine Deck 5	Fairbanks	FT		PERS - Classified	57.2%	92,100	52,681	144,781	63,049
452711	Research Asst Professor	Fairbanks	FT		United Academics BU	35.4%	60,400	21,382	81,782	1,133
452712	Research Professional 4	Fairbanks	FT		APT - Exempt Employees	46.2%	87,600	40,471	128,071	1,775
452714	Research Professional 4	Fairbanks	FT		APT - Exempt Employees	46.2%	100,800	46,570	147,370	6,419
452717	Research Technician 2	Fairbanks	PT		PERS - Classified	57.2%	32,100	18,361	50,461	699
452718	Marine Engineering 6	Fairbanks	FT		PERS - Classified	57.2%	106,900	61,147	168,047	73,180
452719	Marine Deck 7	Fairbanks	FT		APT - Exempt Employees	46.2%	156,100	72,118	228,218	99,384
452720	Marine Engineering 7	Fairbanks	FT		APT - Exempt Employees	46.2%	145,600	67,267	212,867	92,699
452721	Research Professional 2	Fairbanks	FT		APT - Exempt Employees	46.2%	85,100	39,316	124,416	54,180
452722	Marine Deck 7	Fairbanks	FT		APT - Exempt Employees	46.2%	138,500	63,987	202,487	88,178
452723	Marine Engineering 4	Fairbanks	FT		PERS - Classified	57.2%	77,800	44,502	122,302	53,259
452724	Marine Deck 4	Fairbanks	FT		PERS - Classified	57.2%	82,600	47,247	129,847	56,545
452725	Marine Steward 3	Fairbanks	FT		PERS - Classified	57.2%	80,900	46,275	127,175	55,382
452726	Administrative Professional 3	Fairbanks	FT		APT - Exempt Employees	46.2%	114,700	52,991	167,691	73,026
452728	Research Professional 2	Fairbanks	FT		APT - Exempt Employees	46.2%	69,700	32,201	101,901	44,376
452732	Marine Deck 6	Fairbanks	FT		APT - Exempt Employees	46.2%	77,000	35,574	112,574	49,023
452733	Research Professional 2	Fairbanks	FT		APT - Exempt Employees	46.2%	69,000	31,878	100,878	1,398
452734	Marine Deck 3	Fairbanks	FT		PERS - Classified	57.2%	52,800	30,202	83,002	36,145
452735	Marine Engineering 2	Fairbanks	FT		PERS - Classified	57.2%	48,300	27,628	75,928	33,065
452736	Marine Steward 2	Fairbanks	FT		PERS - Classified	57.2%	48,300	27,628	75,928	33,065

Personal Services Expenditure Detail
University of Alaska

Component: Fairbanks Campus (741)
RDU: University of Alaska Fairbanks (236)

Notes:

1. If a position is split, an asterisk (*) will appear in the Split/Count column. If the split position is also counted in the component, two asterisks (**) will appear in the column.
2. "Pool" PCN refers to UA temporary positions, such as adjunct faculty; student employees; and other non-permanent staff. Multiple incumbents may share the same labor pool position number and pooled budget.

PCN	Job Class Title	Location	Time Status	Split/ Count	Employee Class	Benefit Rate	Annual	Annual Benefits	Total Costs	UGF Estimate
							Budgeted Salary			
452738	Marine Deck 6	Fairbanks	FT		APT - Exempt Employees	46.2%	77,000	35,574	112,574	49,023
452739	Marine Deck 7	Fairbanks	FT		APT - Exempt Employees	46.2%	148,500	68,607	217,107	94,545
452800	IS Professional 3A	Fairbanks	FT		APT - Exempt Employees	46.2%	72,500	33,495	105,995	46,158
452802	Research Associate (Academic)	Fairbanks	FT		United Academics BU	35.4%	83,100	29,417	112,517	1,559
452804	Research Professional 2	Fairbanks	FT		APT - Exempt Employees	46.2%	58,900	27,212	86,112	1,193
452805	Research Professional 3	Fairbanks	FT		APT - Exempt Employees	46.2%	60,059	27,747	87,806	16,254
452806	Marine Engineering 2	Fairbanks	FT		PERS - Classified	57.2%	60,600	34,663	95,263	41,485
452807	Marine Engineering 2	Fairbanks	FT		PERS - Classified	57.2%	59,500	34,034	93,534	40,732
452810	Marine Engineering 2	Fairbanks	FT		PERS - Classified	57.2%	48,300	27,628	75,928	33,065
452813	Admin Specialist 3	Fairbanks	FT		APT - Exempt Employees	46.2%	57,800	26,704	84,504	36,799
452814	Admin Specialist 2	Fairbanks	FT		PERS - Classified	57.2%	67,700	38,724	106,424	46,345
452815	Research Technician 4	Fairbanks	FT		PERS - Classified	57.2%	26,100	14,929	41,029	569
452816	Marine Deck 2	Fairbanks	FT		PERS - Classified	57.2%	63,100	36,093	99,193	43,196
452818	Marine Engineering 3	Fairbanks	FT		PERS - Classified	57.2%	67,700	38,724	106,424	46,345
452820	IS Professional 3A	Fairbanks	FT		APT - Exempt Employees	46.2%	63,700	29,429	93,129	40,556
452822	Fiscal Technician 3	Fairbanks	FT		PERS - Classified	57.2%	54,400	31,117	85,517	37,241
452824	Marine Deck 2	Fairbanks	FT		PERS - Classified	57.2%	62,500	35,750	98,250	42,786
452827	Marine Steward 2	Fairbanks	FT		PERS - Classified	57.2%	58,900	33,691	92,591	40,321
452828	Marine Steward 1	Fairbanks	FT		PERS - Classified	57.2%	49,200	28,142	77,342	33,681
452831	Marine Deck 2	Fairbanks	FT		PERS - Classified	57.2%	61,900	35,407	97,307	42,375
452832	Marine Deck 2	Fairbanks	FT		PERS - Classified	57.2%	63,100	36,093	99,193	43,196
452834	Marine Deck 3	Fairbanks	FT		PERS - Classified	57.2%	74,700	42,728	117,428	51,137
452835	Admin Specialist 2	Fairbanks	FT		PERS - Classified	57.2%	24,300	13,900	38,200	16,635
452838	Research Asst Professor	Fairbanks	FT		United Academics BU	35.4%	120,500	42,657	163,157	13,736
452839	Research Professional 1	Fairbanks	PT		PERS - Classified	57.2%	11,500	6,578	18,078	7,873
452840	Research Technician 3	Fairbanks	FT		PERS - Classified	57.2%	52,800	30,202	83,002	18,648
452841	Marine Deck 2	Fairbanks	FT		PERS - Classified	57.2%	48,300	27,628	75,928	33,065
453100	Research Professor	Fairbanks	FT		United Academics BU	35.4%	125,916	44,574	170,490	2,363
453101	Term Asst Professor	Fairbanks	FT		United Academics BU	35.4%	82,200	29,099	111,299	48,468
453102	Research Asst Professor	Fairbanks	PT		United Academics BU	35.4%	82,400	29,170	111,570	13,306
453104	Research Asst Professor	Fairbanks	PT		United Academics BU	35.4%	53,600	18,974	72,574	4,839
453106	Research Asst Professor	Fairbanks	FT		United Academics BU	35.4%	134,000	47,436	181,436	21,639
453107	Research Assoc Professor	Fairbanks	FT		United Academics BU	35.4%	142,700	50,516	193,216	23,058
453108	Research Asst Professor	Fairbanks	FT		United Academics BU	35.4%	124,900	44,215	169,115	35,854

Personal Services Expenditure Detail
University of Alaska

Component: Fairbanks Campus (741)
RDU: University of Alaska Fairbanks (236)

Notes:

1. If a position is split, an asterisk (*) will appear in the Split/Count column. If the split position is also counted in the component, two asterisks (**) will appear in the column.
2. "Pool" PCN refers to UA temporary positions, such as adjunct faculty; student employees; and other non-permanent staff. Multiple incumbents may share the same labor pool position number and pooled budget.

PCN	Job Class Title	Location	Time Status	Split/ Count	Employee Class	Benefit Rate	Annual	Annual Benefits	Total Costs	UGF Estimate
							Budgeted Salary			
453111	Research Asst Professor	Fairbanks	FT		United Academics BU	35.4%	127,900	45,277	173,177	20,668
453114	IS Professional 4A	Fairbanks	FT		APT - Exempt Employees	46.2%	111,300	51,421	162,721	2,255
453115	Research Professor	Fairbanks	FT		United Academics BU	35.4%	117,600	41,630	159,230	19,219
453119	Research Asst Professor	Fairbanks	FT		United Academics BU	35.4%	137,400	48,640	186,040	31,978
453121	Research Asst Professor	Fairbanks	FT		United Academics BU	35.4%	159,708	56,537	216,245	25,790
453127	Term Instructor	Fairbanks	PT		United Academics BU	35.4%	55,400	19,612	75,012	32,666
453130	Term Asst Professor	Fairbanks	FT		United Academics BU	35.4%	99,100	35,081	134,181	16,017
453135	Research Professional 5	Fairbanks	FT		APT - Exempt Employees	46.2%	85,000	39,270	124,270	14,790
453137	Fiscal Technician 3	Fairbanks	FT		PERS - Classified	57.2%	50,800	29,058	79,858	34,776
453250	Research Professional 2	Fairbanks	FT		APT - Exempt Employees	46.2%	67,700	31,277	98,977	1,372
453601	Director (Admin)	Fairbanks	FT		Sr. Administrator	30.5%	156,700	47,794	204,494	13,618
453605	IS Professional 4A	Fairbanks	FT		APT - Exempt Employees	46.2%	106,898	49,387	156,285	29,841
453610	Research Professional 3	Fairbanks	FT		APT - Exempt Employees	46.2%	80,845	37,350	118,195	1,638
453700	Fiscal Professional 3	Fairbanks	FT		APT - Exempt Employees	46.2%	93,900	43,382	137,282	59,783
453702	Research Professional 4	Fairbanks	FT		APT - Exempt Employees	46.2%	80,888	37,370	118,258	14,104
453703	Research Professional 5	Fairbanks	FT		APT - Exempt Employees	46.2%	96,771	44,708	141,479	16,873
453704	IS Professional 4A	Fairbanks	PT		APT - Exempt Employees	46.2%	40,400	18,665	59,065	25,721
453706	Research Professional 5	Fairbanks	FT		APT - Exempt Employees	46.2%	96,771	44,708	141,479	16,873
453707	Research Professional 4	Fairbanks	FT		APT - Exempt Employees	46.2%	102,698	47,446	150,144	59,054
453708	Research Professional 4	Fairbanks	PT		APT - Exempt Employees	46.2%	69,700	32,201	101,901	9,980
453709	Research Professional 3	Fairbanks	FT		APT - Exempt Employees	46.2%	85,200	39,362	124,562	12,267
453710	Research Professional 3	Fairbanks	FT		APT - Exempt Employees	46.2%	72,800	33,634	106,434	46,349
453711	Research Professional 3	Fairbanks	FT		APT - Exempt Employees	46.2%	80,200	37,052	117,252	11,549
453712	Fiscal Professional 2	Fairbanks	FT		APT - Exempt Employees	46.2%	91,165	42,118	133,283	51,298
453713	Fiscal Technician 3	Fairbanks	FT		PERS - Classified	57.2%	55,900	31,975	87,875	38,267
453715	Research Technician 3	Fairbanks	FT		PERS - Classified	57.2%	56,000	32,032	88,032	38,336
453716	Research Professional 3	Fairbanks	FT		APT - Exempt Employees	46.2%	69,700	32,201	101,901	1,412
453717	Administrative Professional 1	Fairbanks	FT		APT - Exempt Employees	46.2%	62,425	28,840	91,265	5,113
453718	Research Professional 2	Fairbanks	FT		APT - Exempt Employees	46.2%	69,000	31,878	100,878	1,398
453719	Research Professional 4	Fairbanks	FT		APT - Exempt Employees	46.2%	87,605	40,474	128,079	6,635
453723	Research Technician 3	Fairbanks	FT		PERS - Classified	57.2%	48,300	27,628	75,928	1,052
453724	Research Professional 4	Fairbanks	FT		APT - Exempt Employees	46.2%	87,604	40,473	128,077	1,775
453725	Administrative Management 4	Fairbanks	FT		APT - Exempt Employees	46.2%	129,136	59,661	188,797	10,577
453726	Research Professional 5	Fairbanks	FT		APT - Exempt Employees	46.2%	107,833	49,819	157,652	18,803

Personal Services Expenditure Detail
University of Alaska

Component: Fairbanks Campus (741)
RDU: University of Alaska Fairbanks (236)

Notes:

1. If a position is split, an asterisk (*) will appear in the Split/Count column. If the split position is also counted in the component, two asterisks (**) will appear in the column.
2. "Pool" PCN refers to UA temporary positions, such as adjunct faculty; student employees; and other non-permanent staff. Multiple incumbents may share the same labor pool position number and pooled budget.

PCN	Job Class Title	Location	Time Status	Split/ Count	Employee Class	Benefit Rate	Annual	Annual Benefits	Total Costs	UGF Estimate
							Budgeted Salary			
453727	Administrative Professional 4	Fairbanks	FT		APT - Exempt Employees	46.2%	96,771	44,708	141,479	34,768
453728	Administrative Professional 4	Fairbanks	FT		APT - Exempt Employees	46.2%	76,987	35,568	112,555	1,560
453729	Admin Specialist 2	Fairbanks	FT		PERS - Classified	57.2%	52,200	29,858	82,058	18,436
453730	IS Manager 2	Fairbanks	FT		APT - Exempt Employees	46.2%	107,964	49,879	157,843	48,772
453731	Admin Specialist 1	Fairbanks	FT		PERS - Classified	57.2%	55,952	32,005	87,957	23,469
453735	Research Professional 4	Fairbanks	FT		APT - Exempt Employees	46.2%	91,164	42,118	133,282	7,466
453801	Research Professional 3	Fairbanks	FT		APT - Exempt Employees	46.2%	95,800	44,260	140,060	60,993
453802	IS Ops Technician 2	Fairbanks	FT		PERS - Classified	57.2%	56,000	32,032	88,032	38,336
453803	Communications Specialist 3	Fairbanks	PT		PERS - Classified	57.2%	55,800	31,918	87,718	27,594
453805	Admin Specialist 2	Fairbanks	FT		PERS - Classified	57.2%	56,600	32,375	88,975	1,233
453808	Communications Specialist 5	Fairbanks	FT		APT - Exempt Employees	46.2%	76,200	35,204	111,404	48,514
453809	Administrative Professional 1	Fairbanks	FT		APT - Exempt Employees	46.2%	85,900	39,686	125,586	54,690
453811	Student Svcs Professional 2	Fairbanks	FT		PERS - Classified	57.2%	60,600	34,663	95,263	1,320
460100	Research Professor	Fairbanks	FT		United Academics BU	35.4%	160,000	56,640	216,640	30,404
460101	Research Assoc Professor	Fairbanks	FT		United Academics BU	35.4%	119,600	42,338	161,938	22,739
460102	Research Associate (Academic)	Fairbanks	FT		United Academics BU	35.4%	80,967	28,662	109,629	7,355
460103	Research Professor	Fairbanks	FT		United Academics BU	35.4%	114,200	40,427	154,627	2,143
460105	Director (Academic-Faculty)	Fairbanks	FT		Non-Represented Faculty	30.5%	193,500	59,018	252,518	40,749
460107	Research Assoc Professor	Fairbanks	FT		United Academics BU	35.4%	120,600	42,692	163,292	9,171
460108	Research Assoc Professor	Fairbanks	FT		United Academics BU	35.4%	134,900	47,755	182,655	25,652
460110	Research Professor	Fairbanks	FT		United Academics BU	35.4%	189,900	67,225	257,125	14,410
460112	Research Professor	Fairbanks	FT		United Academics BU	35.4%	156,900	55,543	212,443	11,907
460113	Director (Academic-Faculty)	Fairbanks	PT		Non-Represented Faculty	30.5%	161,689	49,315	211,004	12,844
460115	Research Professor	Fairbanks	FT		United Academics BU	35.4%	149,700	52,994	202,694	2,809
460117	Research Assoc Professor	Fairbanks	FT		United Academics BU	35.4%	125,500	44,427	169,927	2,355
460119	Research Assoc Professor	Fairbanks	FT		United Academics BU	35.4%	118,400	41,914	160,314	9,015
460121	Research Professor	Fairbanks	FT		United Academics BU	35.4%	152,000	53,808	205,808	24,545
460122	Research Assoc Professor	Fairbanks	FT		United Academics BU	35.4%	124,200	43,967	168,167	35,669
460123	Research Asst Professor	Fairbanks	FT		United Academics BU	35.4%	117,300	41,524	158,824	22,296
460124	Director (Academic-Faculty)	Fairbanks	PT		Non-Represented Faculty	30.5%	175,300	53,467	228,767	3,170
460129	Research Professor	Fairbanks	FT		United Academics BU	35.4%	174,200	61,667	235,867	33,125
460130	Research Assoc Professor	Fairbanks	FT		United Academics BU	35.4%	136,300	48,250	184,550	18,142
460131	Research Professor	Fairbanks	FT		United Academics BU	35.4%	194,100	68,711	262,811	36,867
460133	Research Asst Professor	Fairbanks	FT		United Academics BU	35.4%	131,065	46,397	177,462	10,545

Personal Services Expenditure Detail
University of Alaska

Component: Fairbanks Campus (741)
RDU: University of Alaska Fairbanks (236)

Notes:

1. If a position is split, an asterisk (*) will appear in the Split/Count column. If the split position is also counted in the component, two asterisks (**) will appear in the column.
2. "Pool" PCN refers to UA temporary positions, such as adjunct faculty; student employees; and other non-permanent staff. Multiple incumbents may share the same labor pool position number and pooled budget.

PCN	Job Class Title	Location	Time Status	Split/ Count	Employee Class	Benefit Rate	Annual	Annual Benefits	Total Costs	UGF Estimate
							Budgeted Salary			
460134	Research Asst Professor	Fairbanks	FT		United Academics BU	35.4%	80,000	28,320	108,320	1,501
460200	Research Professor	Fairbanks	FT		United Academics BU	35.4%	156,800	55,507	212,307	29,830
460500	Research Professional 3	Fairbanks	FT		APT - Exempt Employees	46.2%	85,900	39,686	125,586	1,740
460501	Maint Service Worker IV (MSW4)	Fairbanks	FT		AHECTE- Labor Trades & Crafts	51.9%	46,200	23,978	70,178	30,561
460504	Crafts & Trades III (CT3)	Fairbanks	FT		AHECTE- Labor Trades & Crafts	51.9%	83,000	43,077	126,077	1,747
460505	Fac Svcs-MO&U Supervisor 3	Fairbanks	FT		APT - Exempt Employees	46.2%	77,500	35,805	113,305	49,342
460506	Crafts & Trades II (CT2)	Fairbanks	PT		AHECTE- Labor Trades & Crafts	51.9%	49,600	25,742	75,342	32,810
460701	IS Professional 6A	Fairbanks	FT		APT - Exempt Employees	46.2%	135,800	62,740	198,540	2,752
460704	IS Professional 4A	Fairbanks	FT		APT - Exempt Employees	46.2%	92,100	42,550	134,650	1,866
460705	Research Professional 3	Fairbanks	FT		APT - Exempt Employees	46.2%	68,400	31,601	100,001	1,386
460706	Research Technician 3	Fairbanks	FT		PERS - Classified	57.2%	49,200	28,142	77,342	1,072
460707	Research Assoc Professor	Fairbanks	FT		United Academics BU	35.4%	115,800	40,993	156,793	8,795
460708	Research Professional 2	Fairbanks	FT		APT - Exempt Employees	46.2%	85,100	39,316	124,416	1,724
460709	IS Professional 6A	Fairbanks	FT		APT - Exempt Employees	46.2%	148,500	68,607	217,107	3,009
460710	Fac Svcs-MO&U Supervisor 4	Fairbanks	FT		APT - Exempt Employees	46.2%	115,200	53,222	168,422	73,344
460711	IS Professional 4A	Fairbanks	FT		APT - Exempt Employees	46.2%	110,200	50,912	161,112	2,233
460712	IS Professional 6A	Fairbanks	FT		APT - Exempt Employees	46.2%	137,100	63,340	200,440	2,778
460713	IS Manager 2	Fairbanks	FT		APT - Exempt Employees	46.2%	108,000	49,896	157,896	8,845
460714	IS Professional 5A	Fairbanks	FT		APT - Exempt Employees	46.2%	130,500	60,291	190,791	2,644
460715	IS Professional 3A	Fairbanks	FT		APT - Exempt Employees	46.2%	76,200	35,204	111,404	1,544
460717	Research Professional 3	Fairbanks	FT		APT - Exempt Employees	46.2%	92,100	42,550	134,650	1,866
460718	IS Professional 5A	Fairbanks	FT		APT - Exempt Employees	46.2%	121,700	56,225	177,925	2,466
460719	IS Manager 3	Fairbanks	FT		APT - Exempt Employees	46.2%	139,900	64,634	204,534	89,070
460720	Research Professional 5	Fairbanks	FT		APT - Exempt Employees	46.2%	111,300	51,421	162,721	12,549
460721	IS Professional 4A	Fairbanks	FT		APT - Exempt Employees	46.2%	93,000	42,966	135,966	1,884
460723	IS Manager 3	Fairbanks	FT		APT - Exempt Employees	46.2%	135,800	62,740	198,540	16,189
460725	Administrative Management 5	Fairbanks	FT		APT - Exempt Employees	46.2%	144,100	66,574	210,674	2,920
460727	IS Professional 6A	Fairbanks	FT		APT - Exempt Employees	46.2%	135,800	62,740	198,540	2,752
460728	IS Professional 6A	Fairbanks	FT		APT - Exempt Employees	46.2%	137,200	63,386	200,586	16,341
460731	IS Professional 5A	Fairbanks	FT		APT - Exempt Employees	46.2%	100,800	46,570	147,370	39,335
460732	IS Professional 4A	Fairbanks	FT		APT - Exempt Employees	46.2%	95,800	44,260	140,060	1,941
460733	Administrative Professional 4	Fairbanks	FT		APT - Exempt Employees	46.2%	128,000	59,136	187,136	2,594
460734	IS Professional 5A	Fairbanks	FT		APT - Exempt Employees	46.2%	121,700	56,225	177,925	2,466
460735	IS Professional 5A	Fairbanks	FT		APT - Exempt Employees	46.2%	110,200	50,912	161,112	2,233

Personal Services Expenditure Detail
University of Alaska

Component: Fairbanks Campus (741)
RDU: University of Alaska Fairbanks (236)

Notes:

1. If a position is split, an asterisk (*) will appear in the Split/Count column. If the split position is also counted in the component, two asterisks (**) will appear in the column.
2. "Pool" PCN refers to UA temporary positions, such as adjunct faculty; student employees; and other non-permanent staff. Multiple incumbents may share the same labor pool position number and pooled budget.

PCN	Job Class Title	Location	Time Status	Split/ Count	Employee Class	Benefit Rate	Annual	Annual Benefits	Total Costs	UGF Estimate
							Budgeted Salary			
460736	IS Manager 3	Fairbanks	FT		APT - Exempt Employees	46.2%	148,500	68,607	217,107	3,009
460737	IS Professional 4A	Fairbanks	FT		APT - Exempt Employees	46.2%	105,900	48,926	154,826	2,146
460739	IS Professional 6A	Fairbanks	FT		APT - Exempt Employees	46.2%	133,100	61,492	194,592	2,697
460740	Research Professional 4	Fairbanks	PT		APT - Exempt Employees	46.2%	55,200	25,502	80,702	1,118
460743	IS Professional 4A	Fairbanks	FT		APT - Exempt Employees	46.2%	91,200	42,134	133,334	1,848
460744	IS Professional 4A	Fairbanks	FT		APT - Exempt Employees	46.2%	95,800	44,260	140,060	1,941
460745	IS Professional 4A	Fairbanks	FT		APT - Exempt Employees	46.2%	115,800	53,500	169,300	2,346
460746	IS Professional 5A	Fairbanks	FT		APT - Exempt Employees	46.2%	121,700	56,225	177,925	6,226
460749	IS Professional 5A	Fairbanks	FT		APT - Exempt Employees	46.2%	124,200	57,380	181,580	2,517
460752	Administrative Management 5	Fairbanks	FT		APT - Exempt Employees	46.2%	133,100	61,492	194,592	2,697
460754	IS Professional 6A	Fairbanks	FT		APT - Exempt Employees	46.2%	129,200	59,690	188,890	2,618
460757	IS Manager 3	Fairbanks	FT		APT - Exempt Employees	46.2%	142,600	65,881	208,481	90,789
460758	IS Professional 5A	Fairbanks	FT		APT - Exempt Employees	46.2%	129,200	59,690	188,890	30,479
460759	Research Professional 4	Fairbanks	FT		APT - Exempt Employees	46.2%	97,800	45,184	142,984	13,447
460760	Research Professional 3	Fairbanks	FT		APT - Exempt Employees	46.2%	92,100	42,550	134,650	12,653
460761	IS Professional 3A	Fairbanks	FT		APT - Exempt Employees	46.2%	84,200	38,900	123,100	1,706
460762	Research Professional 3	Fairbanks	FT		APT - Exempt Employees	46.2%	88,600	40,933	129,533	12,212
460763	IS Professional 5A	Fairbanks	FT		APT - Exempt Employees	46.2%	105,900	48,926	154,826	2,146
460766	Research Professional 3	Fairbanks	FT		APT - Exempt Employees	46.2%	84,300	38,947	123,247	6,948
460767	IS Professional 4A	Fairbanks	FT		APT - Exempt Employees	46.2%	93,100	43,012	136,112	11,071
460769	Administrative Management 5	Fairbanks	FT		APT - Exempt Employees	46.2%	154,600	71,425	226,025	21,255
460770	Administrative Management 5	Fairbanks	FT		APT - Exempt Employees	46.2%	150,000	69,300	219,300	20,607
460771	IS Net Technician 8	Fairbanks	FT		APT - Exempt Employees	46.2%	83,400	38,531	121,931	1,690
460774	IS Professional 4A	Fairbanks	FT		APT - Exempt Employees	46.2%	102,700	47,447	150,147	2,081
460775	IS Manager 3	Fairbanks	FT		APT - Exempt Employees	46.2%	130,500	60,291	190,791	2,644
460776	IS Manager 3	Fairbanks	FT		APT - Exempt Employees	46.2%	135,800	62,740	198,540	2,752
460778	IS Professional 3A	Fairbanks	FT		APT - Exempt Employees	46.2%	81,700	37,745	119,445	1,655
460800	IS Ops Technician 4	Fairbanks	FT		PERS - Classified	57.2%	94,900	54,283	149,183	2,068
460804	IS Professional 4A	Fairbanks	FT		APT - Exempt Employees	46.2%	102,700	47,447	150,147	2,081
460806	Research Professional 1	Fairbanks	FT		PERS - Classified	57.2%	63,200	36,150	99,350	3,498
460808	Admin Specialist 3	Fairbanks	PT		APT - Exempt Employees	46.2%	48,400	22,361	70,761	15,898
460809	Training & Development 3	Fairbanks	FT		PERS - Classified	57.2%	65,700	37,580	103,280	1,431
460810	IS Professional 4A	Fairbanks	FT		APT - Exempt Employees	46.2%	90,400	41,765	132,165	7,441
460811	Communications Manager 2	Fairbanks	FT		APT - Exempt Employees	46.2%	95,900	44,306	140,206	7,861

Personal Services Expenditure Detail
University of Alaska

Component: Fairbanks Campus (741)
RDU: University of Alaska Fairbanks (236)

Notes:

1. If a position is split, an asterisk (*) will appear in the Split/Count column. If the split position is also counted in the component, two asterisks (**) will appear in the column.
2. "Pool" PCN refers to UA temporary positions, such as adjunct faculty; student employees; and other non-permanent staff. Multiple incumbents may share the same labor pool position number and pooled budget.

PCN	Job Class Title	Location	Time Status	Split/ Count	Employee Class	Benefit Rate	Annual	Annual Benefits	Total Costs	UGF Estimate
							Budgeted Salary			
460813	IS Professional 4A	Fairbanks	FT		APT - Exempt Employees	46.2%	97,800	45,184	142,984	1,982
460814	Training & Development 4 (NE)	Fairbanks	PT		PERS - Classified	57.2%	63,800	36,494	100,294	1,390
460815	IS Professional 3A	Fairbanks	FT		APT - Exempt Employees	46.2%	101,800	47,032	148,832	2,063
460818	Administrative Management 4	Fairbanks	FT		APT - Exempt Employees	46.2%	115,800	53,500	169,300	2,346
460820	Research Professional 3	Fairbanks	FT		APT - Exempt Employees	46.2%	85,000	39,270	124,270	54,117
460821	Communications Specialist 3	Fairbanks	PT		PERS - Classified	57.2%	47,900	27,399	75,299	4,225
460822	Research Professional 1	Fairbanks	FT		PERS - Classified	57.2%	75,900	43,415	119,315	6,492
460823	IS Professional 5A	Fairbanks	FT		APT - Exempt Employees	46.2%	81,199	37,514	118,713	1,645
460824	Research Technician 4	Fairbanks	FT		PERS - Classified	57.2%	68,400	39,125	107,525	1,490
460826	Communications Specialist 3	Fairbanks	FT		PERS - Classified	57.2%	65,000	37,180	102,180	14,340
460827	IS Professional 2A	Fairbanks	FT		PERS - Classified	57.2%	48,300	27,628	75,928	33,065
460829	Research Professional 2	Fairbanks	FT		APT - Exempt Employees	46.2%	80,100	37,006	117,106	1,623
460830	Research Professional 3	Fairbanks	FT		APT - Exempt Employees	46.2%	85,100	39,316	124,416	11,710
460831	IS Professional 4A	Fairbanks	FT		APT - Exempt Employees	46.2%	100,800	46,570	147,370	12,028
460832	IS Professional 3A	Fairbanks	FT		APT - Exempt Employees	46.2%	87,700	40,517	128,217	1,777
460834	IS Professional 5A	Fairbanks	FT		APT - Exempt Employees	46.2%	114,700	52,991	167,691	2,324
460835	IS Professional 4A	Fairbanks	FT		APT - Exempt Employees	46.2%	93,000	42,966	135,966	1,884
460836	Research Technician 3	Fairbanks	FT		PERS - Classified	57.2%	71,800	41,070	112,870	1,564
460837	IS Professional 2A	Fairbanks	FT		PERS - Classified	57.2%	57,700	33,004	90,704	39,500
460838	IS Ops Technician 4	Fairbanks	FT		PERS - Classified	57.2%	89,400	51,137	140,537	1,948
460839	Administrative Management 3	Fairbanks	FT		APT - Exempt Employees	46.2%	148,400	68,561	216,961	94,481
460840	IS Ops Technician 3	Fairbanks	FT		PERS - Classified	57.2%	59,500	34,034	93,534	1,296
460841	IS Professional 4A	Fairbanks	FT		APT - Exempt Employees	46.2%	95,800	44,260	140,060	1,941
460842	IS Professional 4A	Fairbanks	FT		APT - Exempt Employees	46.2%	97,800	45,184	142,984	1,982
460844	IS Ops Technician 4	Fairbanks	FT		PERS - Classified	57.2%	98,700	56,456	155,156	2,150
460845	IS Professional 3A	Fairbanks	FT		APT - Exempt Employees	46.2%	85,100	39,316	124,416	11,710
460846	Human Resources Technician 2	Fairbanks	FT		PERS - Classified	57.2%	48,300	27,628	75,928	33,065
460847	IS Professional 4A	Fairbanks	FT		APT - Exempt Employees	46.2%	89,400	41,303	130,703	1,811
460848	Research Professional 2	Fairbanks	FT		APT - Exempt Employees	46.2%	72,500	33,495	105,995	1,469
460849	IS Ops Technician 3	Fairbanks	FT		PERS - Classified	57.2%	65,000	37,180	102,180	1,416
460850	Communications Specialist 4	Fairbanks	FT		APT - Exempt Employees	46.2%	72,600	33,541	106,141	35,003
460853	Library Technician 3	Fairbanks	FT		PERS - Classified	57.2%	51,200	29,286	80,486	35,050
460854	IS Professional 3A	Fairbanks	FT		APT - Exempt Employees	46.2%	76,300	35,251	111,551	6,292
460855	Admin Specialist 2	Fairbanks	FT		PERS - Classified	57.2%	60,100	34,377	94,477	29,146

Personal Services Expenditure Detail
University of Alaska

Component: Fairbanks Campus (741)
RDU: University of Alaska Fairbanks (236)

Notes:

1. If a position is split, an asterisk (*) will appear in the Split/Count column. If the split position is also counted in the component, two asterisks (**) will appear in the column.
2. "Pool" PCN refers to UA temporary positions, such as adjunct faculty; student employees; and other non-permanent staff. Multiple incumbents may share the same labor pool position number and pooled budget.

PCN	Job Class Title	Location	Time Status	Split/ Count	Employee Class	Benefit Rate	Annual	Annual Benefits	Total Costs	UGF Estimate
							Budgeted Salary			
460856	Broadcast/Media Professional 3	Fairbanks	FT		APT - Exempt Employees	46.2%	43,400	20,051	63,451	7,598
460859	Admin Specialist 2	Fairbanks	FT		PERS - Classified	57.2%	64,400	36,837	101,237	44,086
460860	Research Assoc Professor	Fairbanks	FT		United Academics BU	35.4%	134,900	47,755	182,655	25,652
460862	IS Professional 3A	Fairbanks	FT		PERS - Classified	57.2%	79,200	45,302	124,502	54,218
460863	Communications Specialist 3	Fairbanks	FT		PERS - Classified	57.2%	62,500	35,750	98,250	22,040
460864	Admin Generalist 3	Fairbanks	FT		PERS - Classified	57.2%	42,800	24,482	67,282	932
460865	Administrative Management 1	Fairbanks	FT		APT - Exempt Employees	46.2%	83,500	38,577	122,077	9,952
460867	IS Ops Technician 3	Fairbanks	FT		PERS - Classified	57.2%	62,500	35,750	98,250	1,362
460872	Research Professional 5	Fairbanks	FT		APT - Exempt Employees	46.2%	102,700	47,447	150,147	2,081
460874	IS Professional 5A	Fairbanks	FT		APT - Exempt Employees	46.2%	124,100	57,334	181,434	79,010
460875	Research Associate (Academic)	Fairbanks	PT		United Academics BU	35.4%	42,300	14,974	57,274	3,450
460877	IS Manager 3	Fairbanks	FT		APT - Exempt Employees	46.2%	129,200	59,690	188,890	2,618
460879	IS Professional 4A	Fairbanks	FT		APT - Exempt Employees	46.2%	85,900	39,686	125,586	54,690
460880	Research Asst Professor	Fairbanks	PT		United Academics BU	35.4%	81,200	28,745	109,945	7,343
460882	Admin Specialist 3	Fairbanks	FT		APT - Exempt Employees	46.2%	74,700	34,511	109,211	47,559
460883	Research Professional 4	Fairbanks	FT		APT - Exempt Employees	46.2%	99,700	46,061	145,761	2,020
460885	Research Professional 4	Fairbanks	PT		APT - Exempt Employees	46.2%	70,100	32,386	102,486	5,304
460886	Research Asst Professor	Fairbanks	FT		United Academics BU	35.4%	60,400	21,382	81,782	1,133
460888	Research Asst Professor	Fairbanks	FT		United Academics BU	35.4%	102,600	36,320	138,920	13,628
460889	Research Asst Professor	Fairbanks	FT		United Academics BU	35.4%	108,200	38,303	146,503	17,501
460890	Communications Specialist 2	Fairbanks	PT		PERS - Classified	57.2%	29,123	16,658	45,781	192
460891	IS Professional 4A	Fairbanks	FT		APT - Exempt Employees	46.2%	93,000	42,966	135,966	1,884
460892	IS Professional 4A	Fairbanks	FT		APT - Exempt Employees	46.2%	97,800	45,184	142,984	1,982
460894	IS Professional 4A	Fairbanks	FT		APT - Exempt Employees	46.2%	97,800	45,184	142,984	1,982
460895	IS Professional 5A	Fairbanks	FT		APT - Exempt Employees	46.2%	115,800	53,500	169,300	2,346
460896	Admin Generalist 2	Fairbanks	FT		PERS - Classified	57.2%	46,000	26,312	72,312	16,246
460897	Instructional Designer 3	Fairbanks	PT		APT - Exempt Employees	46.2%	41,300	19,081	60,381	837
460899	Administrative Management 4	Fairbanks	FT		APT - Exempt Employees	46.2%	123,000	56,826	179,826	13,896
460900	Research Professional 3	Fairbanks	FT		APT - Exempt Employees	46.2%	76,987	35,568	112,555	1,560
460902	Administrative Professional 3	Fairbanks	FT		APT - Exempt Employees	46.2%	92,100	42,550	134,650	12,653
460910	IS Professional 4A	Fairbanks	FT		APT - Exempt Employees	46.2%	95,800	44,260	140,060	1,941
461100	Research Assoc Professor	Fairbanks	FT		United Academics BU	35.4%	142,088	50,299	192,387	19,565
461103	Research Assoc Professor	Fairbanks	FT		United Academics BU	35.4%	134,896	47,753	182,649	12,254
461105	Research Professor	Fairbanks	FT		United Academics BU	35.4%	161,500	57,171	218,671	26,094

Personal Services Expenditure Detail
University of Alaska

Component: Fairbanks Campus (741)
RDU: University of Alaska Fairbanks (236)

Notes:

1. If a position is split, an asterisk (*) will appear in the Split/Count column. If the split position is also counted in the component, two asterisks (**) will appear in the column.
2. "Pool" PCN refers to UA temporary positions, such as adjunct faculty; student employees; and other non-permanent staff. Multiple incumbents may share the same labor pool position number and pooled budget.

PCN	Job Class Title	Location	Time Status	Split/ Count	Employee Class	Benefit Rate	Annual	Annual Benefits	Total Costs	UGF Estimate
							Budgeted Salary			
461107	Research Professor	Fairbanks	PT		United Academics BU	35.4%	72,400	25,630	98,030	11,533
461108	Research Assoc Professor	Fairbanks	FT		United Academics BU	35.4%	126,505	44,783	171,288	11,491
461115	Research Professor	Fairbanks	PT		United Academics BU	35.4%	82,436	29,182	111,618	12,620
461117	Research Asst Professor	Fairbanks	FT		United Academics BU	35.4%	127,382	45,093	172,475	29,878
461118	Research Assoc Professor	Fairbanks	FT		United Academics BU	35.4%	148,310	52,502	200,812	13,472
461119	Research Asst Professor	Fairbanks	PT		United Academics BU	35.4%	54,900	19,435	74,335	4,965
461120	Research Assoc Professor	Fairbanks	FT		United Academics BU	35.4%	117,478	41,587	159,065	10,672
461121	Research Asst Professor	Fairbanks	FT		United Academics BU	35.4%	102,478	36,277	138,755	17,957
461122	Research Professional 3	Fairbanks	FT		APT - Exempt Employees	46.2%	59,500	27,489	86,989	1,206
461125	Research Asst Professor	Fairbanks	FT		United Academics BU	35.4%	107,646	38,107	145,753	9,778
461203	Research Assoc Professor	Fairbanks	FT		United Academics BU	35.4%	115,020	40,717	155,737	10,448
461205	Research Assoc Professor	Fairbanks	FT		United Academics BU	35.4%	135,764	48,060	183,824	12,332
461207	Research Associate (Academic)	Fairbanks	FT		United Academics BU	35.4%	84,040	29,750	113,790	7,634
461300	Director (Academic-Faculty)	Fairbanks	FT		Non-Represented Faculty	30.5%	155,773	47,511	203,284	25,754
461301	Director (Academic-Faculty)	Fairbanks	FT		Non-Represented Faculty	30.5%	183,189	55,873	239,062	28,764
461705	Research Professional 4	Fairbanks	PT		APT - Exempt Employees	46.2%	48,900	22,592	71,492	991
461706	IS Professional 5A	Fairbanks	FT		APT - Exempt Employees	46.2%	119,701	55,302	175,003	2,425
461710	Research Professional 3	Fairbanks	FT		APT - Exempt Employees	46.2%	74,971	34,637	109,608	1,519
461711	IS Professional 4A	Fairbanks	FT		APT - Exempt Employees	46.2%	102,700	47,447	150,147	2,081
461712	Research Professional 4	Fairbanks	FT		APT - Exempt Employees	46.2%	83,660	38,651	122,311	1,695
461713	Research Professional 3	Fairbanks	PT		APT - Exempt Employees	46.2%	38,641	17,852	56,493	783
461714	Communications Specialist 4	Fairbanks	FT		APT - Exempt Employees	46.2%	65,233	30,138	95,371	1,322
461717	IS Net Technician 8	Fairbanks	FT		APT - Exempt Employees	46.2%	79,300	36,637	115,937	1,607
461718	Research Assoc Professor	Fairbanks	PT		United Academics BU	35.4%	73,800	26,125	99,925	22,450
461719	Communications Specialist 5	Fairbanks	FT		APT - Exempt Employees	46.2%	69,920	32,303	102,223	1,417
461723	Research Professional 4	Fairbanks	FT		APT - Exempt Employees	46.2%	89,674	41,429	131,103	1,817
461773	IS Professional 4A	Fairbanks	FT		APT - Exempt Employees	46.2%	96,800	44,722	141,522	11,516
461800	Research Asst Professor	Fairbanks	PT		United Academics BU	35.4%	120,900	42,799	163,699	9,861
462105	Director (Academic-Faculty)	Fairbanks	FT		Non-Represented Faculty	30.5%	160,923	49,082	210,005	64,889
462703	IS Professional 4A	Fairbanks	FT		APT - Exempt Employees	46.2%	91,200	42,134	133,334	58,064
462708	IS Professional 3A	Fairbanks	FT		APT - Exempt Employees	46.2%	69,700	32,201	101,901	44,376
462709	IS Professional 5A	Fairbanks	FT		APT - Exempt Employees	46.2%	102,700	47,447	150,147	65,386
462710	IS Professional 4A	Fairbanks	FT		APT - Exempt Employees	46.2%	95,900	44,306	140,206	11,436
462714	Research Associate (Academic)	Fairbanks	FT		United Academics BU	35.4%	69,200	24,497	93,697	1,299

Personal Services Expenditure Detail
University of Alaska

Component: Fairbanks Campus (741)
RDU: University of Alaska Fairbanks (236)

Notes:

1. If a position is split, an asterisk (*) will appear in the Split/Count column. If the split position is also counted in the component, two asterisks (**) will appear in the column.
2. "Pool" PCN refers to UA temporary positions, such as adjunct faculty; student employees; and other non-permanent staff. Multiple incumbents may share the same labor pool position number and pooled budget.

PCN	Job Class Title	Location	Time	Split/ Count	Employee Class	Benefit Rate	Annual Budgeted	Annual	Total	UGF
							Salary	Benefits	Costs	Estimate
462718	IS Professional 6A	Fairbanks	PT		APT - Exempt Employees	46.2%	100,900	46,616	147,516	2,044
462720	Communications Specialist 2	Fairbanks	FT		PERS - Classified	57.2%	51,800	29,630	81,430	14,848
462725	IS Professional 2A	Fairbanks	FT		PERS - Classified	57.2%	81,700	46,732	128,432	1,780
462726	Administrative Professional 3	Fairbanks	FT		APT - Exempt Employees	46.2%	85,100	39,316	124,416	27,490
480104	Term Instructor	Fairbanks	FT		United Academics BU	35.4%	65,100	23,045	88,145	1,897
480105	Term Professor	Fairbanks	FT		United Academics BU	35.4%	102,700	36,356	139,056	5,467
480113	Research Assoc Professor	Fairbanks	FT		United Academics BU	35.4%	91,800	32,497	124,297	4,003
480114	Research Asst Professor	Fairbanks	FT		United Academics BU	35.4%	115,800	40,993	156,793	22,039
480116	Admin Specialist 2	Fairbanks	PT		PERS - Classified	57.2%	47,900	27,399	75,299	6,938
480120	Communications Specialist 2	Fairbanks	FT		PERS - Classified	57.2%	53,900	30,831	84,731	22,112
480125	Research Technician 2	Fairbanks	FT		PERS - Classified	57.2%	50,200	28,714	78,914	1,094
480705	Training & Development 4	Fairbanks	FT		APT - Exempt Employees	46.2%	68,400	31,601	100,001	1,386
480706	Research Profess 2 (NonExempt)	Fairbanks	PT		PERS - Classified	57.2%	31,300	17,904	49,204	682
480707	Administrative Professional 3	Fairbanks	FT		APT - Exempt Employees	46.2%	69,000	31,878	100,878	1,398
480709	Admin Generalist 4	Fairbanks	PT		PERS - Classified	57.2%	36,300	20,764	57,064	6,545
480710	Training & Development 2	Fairbanks	FT		PERS - Classified	57.2%	54,400	31,117	85,517	0
480711	Admin Specialist 3	Fairbanks	FT		APT - Exempt Employees	46.2%	60,100	27,766	87,866	1,218
480712	Training & Development 3	Fairbanks	PT		PERS - Classified	57.2%	36,400	20,821	57,221	793
480713	Training & Development 3	Fairbanks	PT		PERS - Classified	57.2%	26,400	15,101	41,501	575
480714	Admin Generalist 3	Fairbanks	FT		PERS - Classified	57.2%	43,000	24,596	67,596	0
480800	Training & Development 3	Fairbanks	PT		PERS - Classified	57.2%	26,400	15,101	41,501	575
480801	Training & Development 3	Fairbanks	FT		PERS - Classified	57.2%	56,000	32,032	88,032	0
480804	Research Technician 4	Fairbanks	FT		PERS - Classified	57.2%	65,700	37,580	103,280	1,431
480808	Training & Development 1	Fairbanks	FT		PERS - Classified	57.2%	43,300	24,768	68,068	943
480809	Training & Development 3	Fairbanks	FT		PERS - Classified	57.2%	55,500	31,746	87,246	1,209
480811	Research Technician 4	Fairbanks	FT		PERS - Classified	57.2%	65,700	37,580	103,280	1,431
480814	Training & Development 2	Fairbanks	FT		PERS - Classified	57.2%	52,800	30,202	83,002	0
480815	Training & Development 1	Fairbanks	PT		PERS - Classified	57.2%	22,100	12,641	34,741	481
480816	Training & Development 3	Fairbanks	FT		PERS - Classified	57.2%	33,500	19,162	52,662	730
480817	Training & Development 1	Fairbanks	PT		PERS - Classified	57.2%	19,000	10,868	29,868	414
480819	Training & Development 2	Fairbanks	FT		PERS - Classified	57.2%	67,700	38,724	106,424	1,475
480820	Development 3	Fairbanks	PT		APT - Exempt Employees	46.2%	46,400	21,437	67,837	26,459
480821	Training & Development 3	Fairbanks	FT		PERS - Classified	57.2%	52,900	30,259	83,159	5,819
480825	Research Asst Professor	Fairbanks	FT		United Academics BU	35.4%	97,800	34,621	132,421	4,119

Personal Services Expenditure Detail
University of Alaska

Component: Fairbanks Campus (741)
RDU: University of Alaska Fairbanks (236)

Notes:

1. If a position is split, an asterisk (*) will appear in the Split/Count column. If the split position is also counted in the component, two asterisks (**) will appear in the column.
2. "Pool" PCN refers to UA temporary positions, such as adjunct faculty; student employees; and other non-permanent staff. Multiple incumbents may share the same labor pool position number and pooled budget.

PCN	Job Class Title	Location	Time Status	Split/Count	Employee Class	Benefit Rate	Annual Budgeted	Annual	Total	UGF
							Salary	Benefits	Costs	Estimate
480826	Training & Development 2	Fairbanks	FT		PERS - Classified	57.2%	66,700	38,152	104,852	1,453
480836	Term Asst Professor	Fairbanks	FT		United Academics BU	35.4%	86,400	30,586	116,986	4,133
484804	Student Svcs Technician 3	Fairbanks	FT		PERS - Classified	57.2%	25,094	14,354	39,448	17,179
488009	Research Asst Professor	Fairbanks	FT		United Academics BU	35.4%	95,500	33,807	129,307	23,599
488200	Term Asst Professor	Fairbanks	FT		United Academics BU	35.4%	82,000	29,028	111,028	1,539
880067	Assistant Professor	Fairbanks	FT	*	United Academics BU	35.4%	12,432	4,401	16,833	0
899893	Research Assoc Professor	Fairbanks	FT	*	United Academics BU	35.4%	10,433	3,693	14,126	0
Pool	Adjunct Faculty	Fairbanks	PT		Non-Represented Adjunct Faculty	0.0%	3,236,323	314,139	3,550,462	1,546,142
Pool	Adjunct Faculty	Fairbanks	PT		UNAD Adjunct Faculty	0.0%	2,073,673	201,571	2,275,244	990,815
Pool	UA Labor Pool	Fairbanks	PT		Labor Pool	0.0%	40,066,161.8		40,066,161.8	17,447,864
Total Position Costs							205,588,701	71,545,010	277,133,711	85,245,756
									Federal Receipts (1002)	61,170,722
									General Fund Receipts (1004)	85,245,756
									Interagency Receipts (1007)	893,552
									University Receipts (1048)	73,020,885
									UA Intra-agency Transfers (1174)	56,802,797
									UA Funding	277,133,711

Full Time Positions: 1,758
Part Time Positions: 182
Positions in Component: 1,940

State of Alaska FY2026 Governor's Operating Budget

University of Alaska Bristol Bay Campus Component Budget Summary

Component: Bristol Bay Campus

Contribution to Department's Mission

The UAF Bristol Bay Campus, provides educational opportunities by enabling Alaskans to affect social and economic change in their communities to protect and enrich the quality of their lives and cultures.

Core Services

- Serves nearly 50 remote communities in the Bristol Bay and Aleutian/Pribilof islands regions.
- Offers academic, vocational, and community-interest courses built on the values of student empowerment and community collaboration.
- Provides access to occupational endorsements, certificates, and associate's, bachelor's, master's, and doctorate degrees.
- Academic home for the environmental studies program's, occupational endorsements in Sustainable Energy and in Rural Waste Management and Spill Response.
- Serves the region community services, including the Marine Advisory Program (in collaboration with the Alaska Sea Grant program) and supports and leads research efforts that build region-specific knowledge.
- AAE/GED (Alaska Adult Education/General Educational Development) services and Marine Advisory Program services in collaboration with Alaska Sea Grant.

Major Component Accomplishments in 2024

See University of Alaska Fairbanks Results Delivery Unit.

Key Component Challenges

See University of Alaska Fairbanks Results Delivery Unit.

Significant Changes in Results to be Delivered in FY2026

See University of Alaska Fairbanks Results Delivery Unit.

Statutory and Regulatory Authority

No statutes and regulations.

Contact Information

Contact: Michelle Rizk, Vice President, University Relations
Phone: (907) 450-8187
E-mail: marizk@alaska.edu

Bristol Bay Campus Personal Services Information					
Authorized Positions			Personal Services Costs		
	<u>FY2025</u> <u>Management</u> <u>Plan</u>	<u>FY2026</u> <u>Governor</u>			
Full-time	13	13	Annual Salaries		0
Part-time	5	5	Premium Pay		0
Nonpermanent	0	0	Annual Benefits		0
			<i>Less % Vacancy Factor</i>		()
			Lump Sum Premium Pay		0
Totals	18	18	Total Personal Services		

Position Classification Summary					
Job Class Title	Anchorage	Fairbanks	Juneau	Others	Total
No personal services.					
Totals	0	0	0	0	0

Component Detail All Funds
University of Alaska

Component: Bristol Bay Campus (1417)
RDU: University of Alaska Fairbanks (236)

Non-Formula Component

	FY2024 Actuals	FY2025 Enrolled	FY2025 Authorized	FY2025 Management Plan	FY2026 Governor Adjusted Base	FY2026 Governor	FY2025 Management Plan vs FY2026 Governor	
1000 Personal Services	1,553.1	1,703.2	1,703.2	1,744.9	1,841.9	1,841.9	97.0	5.6%
2000 Travel	113.0	163.0	163.0	118.5	118.5	118.5	0.0	0.0%
3000 Services	584.4	1,855.7	1,855.7	2,033.3	2,033.3	2,033.3	0.0	0.0%
4000 Commodities	113.6	48.9	48.9	64.5	64.5	64.5	0.0	0.0%
5000 Capital Outlay	7.0	0.0	0.0	0.0	0.0	0.0	0.0	0.0%
7000 Grants, Benefits	146.5	138.2	138.2	25.5	25.5	25.5	0.0	0.0%
8000 Miscellaneous	0.0	0.0	0.0	0.0	0.0	0.0	0.0	0.0%
Totals	2,517.6	3,909.0	3,909.0	3,986.7	4,083.7	4,083.7	97.0	2.4%
Fund Sources:								
1002 Fed Rcpts (Fed)	1,045.5	1,401.2	1,401.2	1,401.2	1,416.6	1,416.6	15.4	1.1%
1004 Gen Fund (UGF)	1,171.2	1,171.2	1,171.2	1,217.9	1,284.1	1,284.1	66.2	5.4%
1007 I/A Rcpts (Other)	2.9	266.6	266.6	266.6	266.6	266.6	0.0	0.0%
1048 Univ Rcpt (DGF)	192.4	1,020.0	1,020.0	1,051.0	1,066.4	1,066.4	15.4	1.5%
1151 VoTech Ed (DGF)	104.1	0.0	0.0	0.0	0.0	0.0	0.0	0.0%
1174 UA I/A (Other)	1.5	50.0	50.0	50.0	50.0	50.0	0.0	0.0%
Unrestricted General (UGF)	1,171.2	1,171.2	1,171.2	1,217.9	1,284.1	1,284.1	66.2	5.4%
Designated General (DGF)	296.5	1,020.0	1,020.0	1,051.0	1,066.4	1,066.4	15.4	1.5%
Other Funds	4.4	316.6	316.6	316.6	316.6	316.6	0.0	0.0%
Federal Funds	1,045.5	1,401.2	1,401.2	1,401.2	1,416.6	1,416.6	15.4	1.1%
Positions:								
Permanent Full Time	16	16	16	13	13	13	0	0.0%
Permanent Part Time	0	0	0	5	5	5	0	0.0%
Non Permanent	0	0	0	0	0	0	0	0.0%

Change Record Detail - Multiple Scenarios with Descriptions
University of Alaska

Component: Bristol Bay Campus (1417)
RDU: University of Alaska Fairbanks (236)

Scenario/Change Record Title	Trans Type	Totals	Personal Services	Travel	Services	Commodities	Capital Outlay	Grants, Benefits	Miscellaneous	PFT	PPT	NP
In accordance with the University of Alaska’s (UA) mission, the university is committed to providing a competitive total compensation package, including salary and benefits, that will attract, retain, and reward high-performing employees who share a passion for higher education. The University of Alaska strives to make employee compensation performance-based, competitive to institutions with similar missions, and commensurate with the individual’s level of responsibility.												
The FY2026 budget request includes a wage increase for employee groups as required by collective bargaining agreements and 2.75 percent wage increase for non-union staff.												
The United Academics (UNAC, expires on 12/31/24) and United Academics Adjuncts (UNAD, expires 6/30/25) contracts expire in FY2025 and no increase has yet been negotiated for FY2026. Once a tentative agreement has been reached with a union, a funding request will be made through the appropriate legislative process. If the collective bargaining agreement is subsequently not approved by the University of Alaska Board of Regents, the State Department of Administration, or is not ratified by the bargaining unit members, the funding request will be withdrawn.												
Staff Benefits Under Recovery and Healthcare												
	SalAdj	62.5	62.5	0.0	0.0	0.0	0.0	0.0	0.0	0	0	0
1002 Fed Rcpts		15.4										
1004 Gen Fund		47.1										
In accordance with the University of Alaska’s (UA) mission, the university is committed to providing a competitive total compensation package, including salary and benefits, that will attract, retain, and reward high-performing employees who share a passion for higher education. The University of Alaska strives to make employee compensation performance-based, competitive to institutions with similar missions, and commensurate with the individual’s level of responsibility.												
In FY2026, the university’s medical (including dental and vision) plan is expecting an increase in premium costs (\$7.0 million) and under-recovery in FY2024 (\$10.8 million). The FY2026 budget includes a \$14.3 million (\$17.8 million total) request to help offset the cost increases.												
Subtotal		4,083.7	1,841.9	118.5	2,033.3	64.5	0.0	25.5	0.0	13	5	0
*****			Changes From FY2026 Governor Adjusted Base To FY2026 Governor						*****			
Totals		4,083.7	1,841.9	118.5	2,033.3	64.5	0.0	25.5	0.0	13	5	0

State of Alaska FY2026 Governor's Operating Budget

University of Alaska Chukchi Campus Component Budget Summary

Component: Chukchi Campus

Contribution to Department's Mission

To be a responsive and collaborative rural college, that inspires and develops each student to contribute to the cultural and civic needs of their community.

Core Services

- Provides academic, vocational, and community-interest courses, as well as academic, financial aid advising and other student support for Northwest Arctic Borough residents on a broad selection of UA local and distance educational programs, which lead to occupational endorsements, certificates, and associate's, bachelor's, and master's degrees.
- Serves Northwest Arctic Borough communities throughout an area the size of the state of Indiana (38,000 square miles) from its headquarters in Kotzebue.

Major Component Accomplishments in 2024

See University of Alaska Fairbanks Results Delivery Unit.

Key Component Challenges

See University of Alaska Fairbanks Results Delivery Unit.

Significant Changes in Results to be Delivered in FY2026

See University of Alaska Fairbanks Results Delivery Unit.

Statutory and Regulatory Authority

No statutes and regulations.

Contact Information

Contact: Michelle Rizk, Vice President, University Relations
Phone: (907) 450-8187
E-mail: marizk@alaska.edu

Chukchi Campus Personal Services Information				
Authorized Positions			Personal Services Costs	
	<u>FY2025</u> <u>Management</u> <u>Plan</u>	<u>FY2026</u> <u>Governor</u>		
Full-time	7	7	Annual Salaries	0
Part-time	0	0	Premium Pay	0
Nonpermanent	0	0	Annual Benefits	0
			<i>Less % Vacancy Factor</i>	()
			Lump Sum Premium Pay	0
Totals	7	7	Total Personal Services	

Position Classification Summary					
Job Class Title	Anchorage	Fairbanks	Juneau	Others	Total
No personal services.					
Totals	0	0	0	0	0

State of Alaska FY2026 Governor's Operating Budget

University of Alaska College of Rural and Community Development Component Budget Summary

Component: College of Rural and Community Development

Contribution to Department's Mission

See College of Indigenous Studies component due to name change.

Core Services

- Offers certificate, Associate of Applied Science (AAS) and Associate of Arts programs.
- Offers bachelor's degrees in child and family studies, Alaska Native studies and rural development, and a master's degree in rural development via audio conference and real-time online classes statewide.
- Offers PhD in Indigenous Studies.
- Coordinates Tech Prep/dual credit and other Early College programs for rural campuses.

Major Component Accomplishments in 2024

See University of Alaska Fairbanks Results Delivery Unit.

Key Component Challenges

See University of Alaska Fairbanks Results Delivery Unit.

Significant Changes in Results to be Delivered in FY2026

See University of Alaska Fairbanks Results Delivery Unit.

Statutory and Regulatory Authority

No statutes and regulations.

Contact Information
Contact: Michelle Rizk, Vice President, University Relations Phone: (907) 450-8187 E-mail: marizk@alaska.edu

College of Rural and Community Development Personal Services Information					
Authorized Positions			Personal Services Costs		
	<u>FY2025</u> <u>Management</u> <u>Plan</u>	<u>FY2026</u> <u>Governor</u>			
Full-time	66	0	Annual Salaries		0
Part-time	4	0	Premium Pay		0
Nonpermanent	0	0	Annual Benefits		0
			<i>Less % Vacancy Factor</i>		()
			Lump Sum Premium Pay		0
Totals	70	0	Total Personal Services		

Position Classification Summary					
Job Class Title	Anchorage	Fairbanks	Juneau	Others	Total
No personal services.					
Totals	0	0	0	0	0

Personal Services Expenditure Detail
University of Alaska

Component: College of Rural and Community Development (956)

RDU: University of Alaska Fairbanks (236)

Notes:

1. If a position is split, an asterisk (*) will appear in the Split/Count column. If the split position is also counted in the component, two asterisks (**) will appear in the column.

2. "Pool" PCN refers to UA temporary positions, such as adjunct faculty; student employees; and other non-permanent staff. Multiple incumbents may share the same labor pool position number and pooled budget.

PCN	Job Class Title	Location	Time Status	Split/ Count	Employee Class	Benefit Rate	Annual		Total Costs	UGF Estimate
							Budgeted Salary	Annual Benefits		
487819	Student Svcs Professional 2	Fairbanks	FT		PERS - Classified	0.572	0	0	0	0
487826	Student Svcs Professional 3	Fairbanks	FT		APT - Exempt Employees	0.462	0	0	0	0
487827	Term Asst Professor	Fairbanks	FT		United Academics BU	0.354	73,800	26,125	99,925	76,215
Pool	UA Labor Pool	Fairbanks	PT		Labor Pool	0	26,631.7		26,631.7	20,313
Total Position Costs							5,053,432	2,018,668	7,072,100	5,052,536
									Federal Receipts (1002)	359,822
									General Fund Receipts (1004)	5,052,536
									Interagency Receipts (1007)	42,200
									University Receipts (1048)	1,582,757
									UA Intra-agency Transfers (1174)	34,786
									UA Funding	7,072,100

Full Time Positions:	66
Part Time Positions:	4
Positions in Component:	70

State of Alaska FY2026 Governor's Operating Budget

University of Alaska Interior Alaska Campus Component Budget Summary

Component: Interior Alaska Campus**Contribution to Department's Mission**

See UAF Community and Technical College component due to reporting change.

Core Services

- Serves Alaska's Interior region, a 200,000-square mile area larger than France, the largest land base of any rural campus.
- Serves 11 separate school districts, several state government service areas and three Alaska Native corporate regions, as well as an Alaska Native population that is culturally and linguistically diverse.
- Through two educational centers, offers a variety of degree and non-degree educational opportunities, including: occupational endorsements in content creation and tribal justice; certificates in tribal governance and rural human services; an Associate of Applied Science in tribal governance and human services; and an Associate of Science.

Major Component Accomplishments in 2024

See University of Alaska Fairbanks Results Delivery Unit.

Key Component Challenges

See University of Alaska Fairbanks Results Delivery Unit.

Significant Changes in Results to be Delivered in FY2026

See University of Alaska Fairbanks Results Delivery Unit.

Statutory and Regulatory Authority

No statutes and regulations.

Contact Information

Contact: Michelle Rizk, Vice President, University Relations

Phone: (907) 450-8187

E-mail: marizk@alaska.edu

Interior Alaska Campus Personal Services Information					
Authorized Positions			Personal Services Costs		
	<u>FY2025</u> <u>Management</u> <u>Plan</u>	<u>FY2026</u> <u>Governor</u>			
			Annual Salaries		0
Full-time	19	0	Premium Pay		0
Part-time	0	0	Annual Benefits		0
Nonpermanent	0	0	<i>Less % Vacancy Factor</i>		()
			Lump Sum Premium Pay		0
Totals	19	0	Total Personal Services		

Position Classification Summary					
Job Class Title	Anchorage	Fairbanks	Juneau	Others	Total
No personal services.					
Totals	0	0	0	0	0

State of Alaska FY2026 Governor's Operating Budget

University of Alaska Kuskokwim Campus Component Budget Summary

Component: Kuskokwim Campus

Contribution to Department's Mission

The Kuskokwim Campus prepares professional, community and cultural leaders in an active and relevant learning environment. The Kuskokwim Campus is located in a regional transportation and service center for an extended community of more than 40 rural villages. Bethel is a community of about 6,000 people 80 miles inland on the Kuskokwim River.

Core Services

- Offers occupational endorsement, certificate, Associate of Applied Science (AAS), and Associate of Arts (AA) programs in collaboration with the College of Indigenous Studies, Community and Technical College, and the University of Alaska Anchorage School of Health.
- Collaborates with the College of Indigenous Studies (CIS) for bachelor's degrees in rural development, child development and family studies, Yup'ik language and culture, and a master's degree in rural development.
- Offers on-campus and online audio conference classes both in-region and statewide as part of the CIS family of branch campuses.
- Coordinates and partners with the Alaska Native Science and Engineering Program (ANSEP) for regional high school students.
- Offers continuing education and community-interest credit and noncredit courses.

Major Component Accomplishments in 2024

See University of Alaska Fairbanks Results Delivery Unit.

Key Component Challenges

See University of Alaska Fairbanks Results Delivery Unit.

Significant Changes in Results to be Delivered in FY2026

See University of Alaska Fairbanks Results Delivery Unit.

Statutory and Regulatory Authority

No statutes and regulations.

Contact Information

Contact: Michelle Rizk, Vice President, University Relations
Phone: (907) 450-8187
E-mail: marizk@alaska.edu

Kuskokwim Campus Personal Services Information					
Authorized Positions			Personal Services Costs		
	<u>FY2025</u> <u>Management</u> <u>Plan</u>	<u>FY2026</u> <u>Governor</u>			
			Annual Salaries		0
Full-time	23	23	Premium Pay		0
Part-time	4	4	Annual Benefits		0
Nonpermanent	0	0	<i>Less % Vacancy Factor</i>		()
			Lump Sum Premium Pay		0
Totals	27	27	Total Personal Services		

Position Classification Summary					
Job Class Title	Anchorage	Fairbanks	Juneau	Others	Total
No personal services.					
Totals	0	0	0	0	0

Component Detail All Funds
University of Alaska

Component: Kuskokwim Campus (746)
RDU: University of Alaska Fairbanks (236)

Non-Formula Component

	FY2024 Actuals	FY2025 Enrolled	FY2025 Authorized	FY2025 Management Plan	FY2026 Governor Adjusted Base	FY2026 Governor	FY2025 Management Plan vs FY2026 Governor	
1000 Personal Services	2,987.0	3,221.6	3,221.6	3,243.9	3,422.3	3,422.3	178.4	5.5%
2000 Travel	245.3	221.2	221.2	243.1	243.1	243.1	0.0	0.0%
3000 Services	902.5	1,634.3	1,634.3	2,145.3	2,145.3	2,097.9	-47.4	-2.2%
4000 Commodities	159.6	245.8	245.8	225.3	225.3	225.3	0.0	0.0%
5000 Capital Outlay	0.0	0.0	0.0	0.0	0.0	0.0	0.0	0.0%
7000 Grants, Benefits	187.8	400.9	400.9	96.6	96.6	96.6	0.0	0.0%
8000 Miscellaneous	0.0	0.0	0.0	0.0	0.0	0.0	0.0	0.0%
Totals	4,482.2	5,723.8	5,723.8	5,954.2	6,132.6	6,085.2	131.0	2.2%
Fund Sources:								
1002 Fed Rcpts (Fed)	355.7	826.1	826.1	826.1	826.1	826.1	0.0	0.0%
1004 Gen Fund (UGF)	2,566.3	2,525.1	2,525.1	2,657.5	2,821.1	2,821.1	163.6	6.2%
1007 I/A Rcpts (Other)	432.7	258.8	258.8	258.8	258.8	258.8	0.0	0.0%
1048 Univ Rcpt (DGF)	1,001.6	2,059.1	2,059.1	2,109.7	2,124.5	2,124.5	14.8	0.7%
1151 VoTech Ed (DGF)	0.0	0.0	0.0	47.4	47.4	0.0	-47.4	-100.0%
1174 UA I/A (Other)	125.9	54.7	54.7	54.7	54.7	54.7	0.0	0.0%
Unrestricted General (UGF)	2,566.3	2,525.1	2,525.1	2,657.5	2,821.1	2,821.1	163.6	6.2%
Designated General (DGF)	1,001.6	2,059.1	2,059.1	2,157.1	2,171.9	2,124.5	-32.6	-1.5%
Other Funds	558.6	313.5	313.5	313.5	313.5	313.5	0.0	0.0%
Federal Funds	355.7	826.1	826.1	826.1	826.1	826.1	0.0	0.0%
Positions:								
Permanent Full Time	28	28	28	23	23	23	0	0.0%
Permanent Part Time	4	4	4	4	4	4	0	0.0%
Non Permanent	0	0	0	0	0	0	0	0.0%

Change Record Detail - Multiple Scenarios with Descriptions
University of Alaska

Component: Kuskokwim Campus (746)
RDU: University of Alaska Fairbanks (236)

Scenario/Change Record Title	Trans Type	Totals	Personal Services	Travel	Services	Commodities	Capital Outlay	Grants, Benefits	Miscellaneous	Positions		NP										
										PFT	PPT											
employee compensation performance-based, competitive to institutions with similar missions, and commensurate with the individual's level of responsibility.																						
In FY2026, the university's medical (including dental and vision) plan is expecting an increase in premium costs (\$7.0 million) and under-recovery in FY2024 (\$10.8 million). The FY2026 budget includes a \$14.3 million (\$17.8 million total) request to help offset the cost increases.																						
	Subtotal	6,132.6	3,422.3	243.1	2,145.3	225.3	0.0	96.6	0.0	23	4	0										
***** Changes From FY2026 Governor Adjusted Base To FY2026 Governor *****																						
Reverse Alaska Performance Scholarship; Eligibility Ch4 SLA2024 (HB148) (Sec2 Ch7 SLA2024 P46 L21 (HB268))																						
	Dec	-47.4	0.0	0.0	-47.4	0.0	0.0	0.0	0.0	0	0	0										
1151 VoTech Ed																						
		-47.4																				
This legislation removes the sunset date and changes the funding allocations for program and grant distributions under AS 23.15.835(d) for the Alaska Technical and Vocational Education Program (TVEP).																						
Funding authorization for the administrative portion of the TVEP program in the Workforce Investment Board component was included in the FY2025 Governor's budget. This fiscal note modifies the amount available to be distributed to TVEP grant recipients based on FY2025 revenue projections.																						
	Totals	6,085.2	3,422.3	243.1	2,097.9	225.3	0.0	96.6	0.0	23	4	0										

Personal Services Expenditure Detail
University of Alaska

Component: Kuskokwim Campus (746)
RDU: University of Alaska Fairbanks (236)

Notes:

1. If a position is split, an asterisk (*) will appear in the Split/Count column. If the split position is also counted in the component, two asterisks (**) will appear in the column.
2. "Pool" PCN refers to UA temporary positions, such as adjunct faculty; student employees; and other non-permanent staff. Multiple incumbents may share the same labor pool position number and pooled budget.

PCN	Job Class Title	Location	Time Status	Split/ Count	Employee Class	Benefit Rate	Annual Budgeted Salary	Annual Benefits	Total Costs	UGF Estimate
Total Position Costs							2,269,473	974,427	3,243,900	2,104,919
Full Time Positions:									384,426	
Part Time Positions:									2,104,919	
Positions in Component:									58,834	
									562,213	
									133,508	
								UA Funding	3,243,900	

State of Alaska FY2026 Governor's Operating Budget

University of Alaska Northwest Campus Component Budget Summary

Component: Northwest Campus

Contribution to Department's Mission

The mission of the Northwest Campus is to provide excellent opportunities for academic, vocational, and community education to the Bering Strait Region, including Nome and 16 surrounding communities.

Core Services

- Northwest Campus partners with university, regional organizations, and industry to provide educational and training opportunities in the areas of educator and substitute professional development; vocational and technical education including welding, mining, construction trades; Indigenous language maintenance; health careers; applied business; cultural knowledge; and diversity, equity, and inclusion.
- Northwest Campus' community services include comprehensive support and advising for students in second grade through enrollment in university.
- The Northwest Campus High Latitude Range Management Program supports food sovereignty focused on Indigenous lifeways, wellness, and management, and is expanding to include meat production training.

Major Component Accomplishments in 2024

See University of Alaska Fairbanks Results Delivery Unit.

Key Component Challenges

See University of Alaska Fairbanks Results Delivery Unit.

Significant Changes in Results to be Delivered in FY2026

See University of Alaska Fairbanks Results Delivery Unit.

Statutory and Regulatory Authority

No statutes and regulations.

Contact Information

Contact: Michelle Rizk, Vice President, University Relations
Phone: (907) 450-8187
E-mail: marizk@alaska.edu

**Northwest Campus
Personal Services Information**

Authorized Positions			Personal Services Costs	
	<u>FY2025</u> <u>Management</u> <u>Plan</u>	<u>FY2026</u> <u>Governor</u>		
Full-time	12	12	Annual Salaries	0
Part-time	0	0	Premium Pay	0
Nonpermanent	0	0	Annual Benefits	0
			<i>Less % Vacancy Factor</i>	()
			Lump Sum Premium Pay	0
Totals	12	12	Total Personal Services	

Position Classification Summary

Job Class Title	Anchorage	Fairbanks	Juneau	Others	Total
No personal services.					
Totals	0	0	0	0	0

Change Record Detail - Multiple Scenarios with Descriptions
University of Alaska

Component: Northwest Campus (747)
RDU: University of Alaska Fairbanks (236)

Scenario/Change Record Title	Trans Type	Totals	Personal Services	Travel	Services	Commodities	Capital Outlay	Grants, Benefits	Miscellaneous	Positions		NP										
										PFT	PPT											
and benefits, that will attract, retain, and reward high-performing employees who share a passion for higher education. The University of Alaska strives to make employee compensation performance-based, competitive to institutions with similar missions, and commensurate with the individual's level of responsibility.																						
In FY2026, the university's medical (including dental and vision) plan is expecting an increase in premium costs (\$7.0 million) and under-recovery in FY2024 (\$10.8 million). The FY2026 budget includes a \$14.3 million (\$17.8 million total) request to help offset the cost increases.																						
	Subtotal	4,919.9	1,447.6	88.3	3,273.7	34.0	0.0	76.3	0.0	12	0	0										
***** Changes From FY2026 Governor Adjusted Base To FY2026 Governor *****																						
Reverse Alaska Performance Scholarship; Eligibility Ch4 SLA2024 (HB148) (Sec2 Ch7 SLA2024 P46 L21 (HB268))																						
	Dec	-47.3	0.0	0.0	-47.3	0.0	0.0	0.0	0.0	0	0	0										
1151 VoTech Ed		-47.3																				
This legislation removes the sunset date and changes the funding allocations for program and grant distributions under AS 23.15.835(d) for the Alaska Technical and Vocational Education Program (TVEP).																						
Funding authorization for the administrative portion of the TVEP program in the Workforce Investment Board component was included in the FY2025 Governor's budget. This fiscal note modifies the amount available to be distributed to TVEP grant recipients based on FY2025 revenue projections.																						
	Totals	4,872.6	1,447.6	88.3	3,226.4	34.0	0.0	76.3	0.0	12	0	0										

Personal Services Expenditure Detail
University of Alaska

Component: Northwest Campus (747)
RDU: University of Alaska Fairbanks (236)

Notes:

1. If a position is split, an asterisk (*) will appear in the Split/Count column. If the split position is also counted in the component, two asterisks (**) will appear in the column.
2. "Pool" PCN refers to UA temporary positions, such as adjunct faculty; student employees; and other non-permanent staff. Multiple incumbents may share the same labor pool position number and pooled budget.

PCN	Job Class Title	Location	Time Status	Split/Count	Employee Class	Benefit Rate	Annual Budgeted	Annual	Total	UGF
							Salary	Benefits	Costs	Estimate
217040	Student Svcs Manager 1	Nome	FT		APT - Exempt Employees	0.462	20,600	9,517	30,117	27,182
242907	Director (Academic)	Nome	FT		Sr. Administrator	0.305	119,400	36,417	155,817	140,633
270904	Fiscal Professional 2	Nome	FT		APT - Exempt Employees	0.462	110,500	51,051	161,551	145,809
270906	Admin Specialist 3	Nome	FT		APT - Exempt Employees	0.462	75,000	34,650	109,650	98,965
270911	Maint Service Workr III (MSW3)	Nome	FT		AHECTE- Labor Trades & Crafts	0.519	50,800	26,365	77,165	69,646
270912	Associate Professor	Nome	FT		United Academics BU	0.354	102,000	36,108	138,108	124,650
270914	Student Svcs Professional 3	Nome	FT		APT - Exempt Employees	0.462	71,300	32,941	104,241	84,714
270922	Admin Specialist 2	Nome	FT		PERS - Classified	0.572	51,200	29,286	80,486	72,643
270926	Admin Specialist 3	Nome	FT		APT - Exempt Employees	0.462	69,600	32,155	101,755	82,603
421102	Research Asst Professor	Nome	FT	*	United Academics BU	0.354	48,800	17,275	66,075	29,207
486703	Admin Specialist 3	Nome	FT		APT - Exempt Employees	0.462	77,300	35,713	113,013	102,000
486800	Student Svcs Professional 2	Nome	FT		PERS - Classified	0.572	58,500	33,462	91,962	83,001
486801	Admin Specialist 3 (NonExempt)	Nome	FT		PERS - Classified	0.572	81,200	46,446	127,646	115,208
Pool	UA Labor Pool	Nome	PT		Labor Pool	0	1,513		1,513	1,366

Total Position Costs 937,713 421,387 1,359,100 1,177,628

Full Time Positions: 12
Part Time Positions: -
Positions in Component: 12

Federal Receipts (1002) 54,329
General Fund Receipts (1004) 1,177,628
Interagency Receipts (1007) 0
University Receipts (1048) 113,806
UA Intra-agency Transfers (1174) 13,337
UA Funding 1,359,100

State of Alaska FY2026 Governor's Operating Budget

University of Alaska UAF Community and Technical College Component Budget Summary

Component: UAF Community and Technical College

Contribution to Department's Mission

The UAF Community and Technical College (CTC) is Alaska's quality choice for career and technical education, academic preparation and lifelong learning. CTC's core purpose is community-driven education built on values of academic excellence, integrity, student empowerment, innovation, flexibility and community collaboration.

Core Services

- Fulfills the UAF community college mission in the greater Fairbanks area, on northern military bases and in Delta Junction.
- Serves about one third of the UAF student population.
- Offers more than 40 certificates, associate degrees and occupational endorsements in high-demand, high-growth fields through its facilities in nine locations.
- Partners with business, industry, education, and labor to develop programs responsive to current and emerging workforce development job markets.
- Serves as a major partner with other community campuses across Alaska in delivering programs like allied health nursing, process technology, computer information systems and early childhood education.

Major Component Accomplishments in 2024

See University of Alaska Fairbanks Results Delivery Unit.

Key Component Challenges

See University of Alaska Fairbanks Results Delivery Unit.

Significant Changes in Results to be Delivered in FY2026

See University of Alaska Fairbanks Results Delivery Unit.

Statutory and Regulatory Authority

No statutes and regulations.

Contact Information
Contact: Michelle Rizk, Vice President, University Relations Phone: (907) 450-8187 E-mail: marizk@alaska.edu

UAF Community and Technical College Personal Services Information					
Authorized Positions			Personal Services Costs		
	<u>FY2025</u> <u>Management</u> <u>Plan</u>	<u>FY2026</u> <u>Governor</u>			
Full-time	77	96	Annual Salaries		0
Part-time	6	6	Premium Pay		0
Nonpermanent	0	0	Annual Benefits		0
			<i>Less % Vacancy Factor</i>		()
			Lump Sum Premium Pay		0
Totals	83	102	Total Personal Services		

Position Classification Summary					
Job Class Title	Anchorage	Fairbanks	Juneau	Others	Total
No personal services.					
Totals	0	0	0	0	0

Component Detail All Funds
University of Alaska

Component: UAF Community and Technical College (2992)
RDU: University of Alaska Fairbanks (236)

Non-Formula Component

	FY2024 Actuals	FY2025 Enrolled	FY2025 Authorized	FY2025 Management Plan	FY2026 Governor Adjusted Base	FY2026 Governor	FY2025 Management Plan vs FY2026 Governor	
1000 Personal Services	8,950.9	9,006.0	9,006.0	11,981.2	14,300.7	14,300.7	2,319.5	19.4%
2000 Travel	82.5	0.6	0.6	75.6	264.1	264.1	188.5	249.3%
3000 Services	742.2	2,777.9	2,777.9	595.2	3,382.7	2,094.8	1,499.6	251.9%
4000 Commodities	815.3	809.7	809.7	804.7	881.4	881.4	76.7	9.5%
5000 Capital Outlay	255.1	108.2	108.2	425.6	425.6	425.6	0.0	0.0%
7000 Grants, Benefits	255.7	-676.5	-676.5	139.4	253.9	253.9	114.5	82.1%
8000 Miscellaneous	0.0	0.0	0.0	0.0	0.0	0.0	0.0	0.0%
Totals	11,101.7	12,025.9	12,025.9	14,021.7	19,508.4	18,220.5	4,198.8	29.9%
Fund Sources:								
1002 Fed Rcpts (Fed)	0.0	160.1	160.1	160.1	1,760.0	1,760.0	1,599.9	999.3%
1004 Gen Fund (UGF)	5,508.6	5,358.6	5,358.6	6,122.8	8,030.7	8,030.7	1,907.9	31.2%
1007 I/A Rcpts (Other)	0.0	49.4	49.4	49.4	391.9	391.9	342.5	693.3%
1048 Univ Rcpt (DGF)	4,902.0	6,213.1	6,213.1	6,251.3	7,668.2	7,668.2	1,416.9	22.7%
1151 VoTech Ed (DGF)	691.1	0.0	0.0	1,193.4	1,287.9	0.0	-1,193.4	-100.0%
1174 UA I/A (Other)	0.0	244.7	244.7	244.7	369.7	369.7	125.0	51.1%
Unrestricted General (UGF)	5,508.6	5,358.6	5,358.6	6,122.8	8,030.7	8,030.7	1,907.9	31.2%
Designated General (DGF)	5,593.1	6,213.1	6,213.1	7,444.7	8,956.1	7,668.2	223.5	3.0%
Other Funds	0.0	294.1	294.1	294.1	761.6	761.6	467.5	159.0%
Federal Funds	0.0	160.1	160.1	160.1	1,760.0	1,760.0	1,599.9	999.3%
Positions:								
Permanent Full Time	62	62	62	77	96	96	19	24.7%
Permanent Part Time	3	3	3	6	6	6	0	0.0%
Non Permanent	0	0	0	0	0	0	0	0.0%

Change Record Detail - Multiple Scenarios with Descriptions
University of Alaska

Component: UAF Community and Technical College (2992)

RDU: University of Alaska Fairbanks (236)

Scenario/Change Record Title	Trans Type	Totals	Personal Services	Travel	Services	Commodities	Capital Outlay	Grants, Benefits	Miscellaneous	Positions		NP										
										PFT	PPT											
Kenai Peninsula College: \$648.4 Kodiak College: \$575.2 Matanuska-Susitna College: \$180.1 Prince William Sound College: \$77.4 Fairbanks Campus: \$376.0 College of Rural and Community Development: \$81.9 Interior Alaska Campus: \$94.5 Kuskokwim Campus: \$47.4 Northwest Campus: \$47.3 University of Alaska Fairbanks Community Technical College: \$1,193.4 Juneau Campus: \$334.3 Ketchikan Campus: \$513.2 Sitka Campus: \$259.2																						
Position Adjustments for Anticipated Position Count																						
	PosAdj	0.0	0.0	0.0	0.0	0.0	0.0	0.0	0.0	15	3	0										
Position adjustments deemed necessary to accurately reflect the FY2025 Management Plan.																						
Align Authority with Anticipated Expenditures																						
	LIT	0.0	2,975.2	75.0	-4,178.5	-5.0	317.4	815.9	0.0	0	0	0										
Transfers between expenditure categories that the University of Alaska management and the Board of Regents have deemed necessary to accurately reflect expenditure levels for FY2025.																						
	Subtotal	14,021.7	11,981.2	75.6	595.2	804.7	425.6	139.4	0.0	77	6	0										
***** Changes From FY2025 Management Plan To FY2026 Governor Adjusted Base *****																						
Salaries and Benefits																						
	SalAdj	172.4	172.4	0.0	0.0	0.0	0.0	0.0	0.0	0	0	0										
1004 Gen Fund		101.8																				
1048 Univ Rcpt		70.6																				

In accordance with the University of Alaska's (UA) mission, the university is committed to providing a competitive total compensation package, including salary and benefits, that will attract, retain, and reward high-performing employees who share a passion for higher education. The University of Alaska strives to make employee compensation performance-based, competitive to institutions with similar missions, and commensurate with the individual's level of responsibility.

The FY2026 budget request includes a wage increase for employee groups as required by collective bargaining agreements and 2.75 percent wage increase for non-union staff.

The United Academics (UNAC, expires on 12/31/24) and United Academics Adjuncts (UNAD, expires 6/30/25) contracts expire in FY2025 and no increase has yet been negotiated for FY2026. Once a tentative agreement has been reached with a union, a funding request will be made through the appropriate legislative

Change Record Detail - Multiple Scenarios with Descriptions
University of Alaska

Component: UAF Community and Technical College (2992)
RDU: University of Alaska Fairbanks (236)

Scenario/Change Record Title	Trans Type	Totals	Personal Services	Travel	Services	Commodities	Capital Outlay	Grants, Benefits	Miscellaneous	Positions		NP										
										PFT	PPT											
Funding authorization for the administrative portion of the TVEP program in the Workforce Investment Board component was included in the FY2025 Governor's budget. This fiscal note modifies the amount available to be distributed to TVEP grant recipients based on FY2025 revenue projections.																						
Reverse Alaska Performance Scholarship; Eligibility Ch4 SLA2024 (HB148) (Sec2 Ch7 SLA2024 P46 L21 (HB268))																						
	Dec	-1,193.4	0.0	0.0	-1,193.4	0.0	0.0	0.0	0.0	0	0	0										
1151 VoTech Ed		-1,193.4																				
This legislation removes the sunset date and changes the funding allocations for program and grant distributions under AS 23.15.835(d) for the Alaska Technical and Vocational Education Program (TVEP).																						
Funding authorization for the administrative portion of the TVEP program in the Workforce Investment Board component was included in the FY2025 Governor's budget. This fiscal note modifies the amount available to be distributed to TVEP grant recipients based on FY2025 revenue projections.																						
	Totals	18,220.5	14,300.7	264.1	2,094.8	881.4	425.6	253.9	0.0	96	6	0										

State of Alaska FY2026 Governor's Operating Budget

University of Alaska Education Trust of Alaska RDU/Component Budget Summary

RDU/Component: Education Trust of Alaska

Contribution to Department's Mission

Through its support of the Board of Regents, the three universities with distinct missions, and their community campuses, the University of Alaska System Office advances higher education and honors the Indigenous and diverse peoples of Alaska. The University of Alaska System Office manages corporate responsibilities, strategically stewards shared resources, and works with the universities to implement Regents' policies and directions to align with current and future needs of the state.

University of Alaska Mission Statement
Board of Regents' Policy 01.01.010
Adopted 02-24-23

Results

(Additional performance information is available on the web at <https://omb.alaska.gov/results>.)

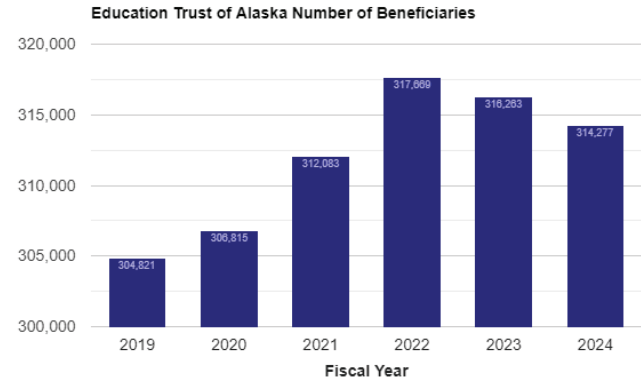
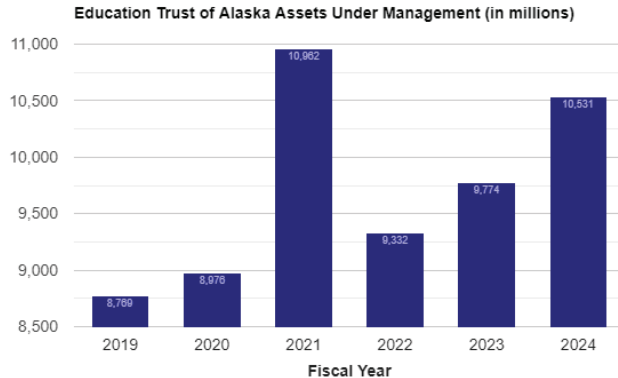
Core Services

- Provide resources for families to fund education, qualifying for better jobs and more opportunities.

Measures by Core Service

(Additional performance information is available on the web at <https://omb.alaska.gov/results>.)

1. Provide resources for families to fund education, qualifying for better jobs and more opportunities.



Major Component Accomplishments in 2024

The Education Trust of Alaska (Trust) was established in 2001, pursuant to the Alaska College Savings Act, to help inspire a college-going culture in Alaska, to encourage attendance at the University of Alaska (UA), and to help participants provide for the increasing cost of higher education through tax-advantaged savings and investments. The Trust offers three separately marketed Section 529 college savings plans to generate the critical mass needed to bring a high-quality college savings program to Alaskans: Alaska 529, marketed to investors within Alaska; the T. Rowe Price College Savings Plan, nationally marketed directly to investors; and the John Hancock Freedom 529, marketed nationally through financial advisors.

As of June 30, 2024, the Trust held \$10.5 Billion in assets for 314,277 beneficiaries across the country, including 30,281 Alaskans. Over 3,800 plan beneficiaries enrolled at UA in FY2024, earning nearly 400 credentials and paying approximately \$23 million in tuition and fees. In March 2021, the Trust launched an ongoing recruitment initiative,

reaching out to approximately 50,000 non-Alaskan high school-aged beneficiaries in the Trust's 529 plans on a quarterly basis, to encourage and consider enrolling at the UA. In April 2022, the Trust launched the Dash to Save™ and Dash to Save More™ incentive programs to encourage every Alaskan to open a 529 account and save systematically. In FY2024, the Trust paid \$1.23 million to eligible participants.

In FY2024, T. Rowe Price engaged the industry leader in 529 recordkeeping, Ascensus, to manage client services and account management for the three 529 plans offered by the Trust. The conversion added several enhancements to the plans, including improved banking capabilities, a state-of-the-art gifting platform, UGift^(R), and a modernized account management system. These enhancements allow for greater ease in accessing account information, contributing, and opening new accounts.

The UA Portfolio investment option in Alaska 529 features a unique tuition-value guarantee that ensures the investment's performance keeps up with the UA tuition inflation when used for tuition at the UA.

Key Component Challenges

Changes to the Permanent Fund Dividend could have a significant impact on saving, as it is the single largest source of contributions to Alaska 529.

Tax reform may affect the tax-advantaged status of Section 529 plans or significantly change the purpose beyond paying for post-secondary education and K-12 tuition.

Adverse investment markets or economic conditions have and could continue to affect families' inclination or ability to save for future education needs.

Significant Changes in Results to be Delivered in FY2026

Increased number of accounts and unique beneficiaries in the Alaska 529 plan.

Increased attendance at the University of Alaska by participants in the Trust's 529 plans.

Statutory and Regulatory Authority

No statutes and regulations.

Contact Information
<p>Contact: Michelle Rizk, Vice President, University Relations Phone: (907) 450-8187 E-mail: marizk@alaska.edu</p>

**Education Trust of Alaska
Personal Services Information**

Authorized Positions			Personal Services Costs	
	<u>FY2025</u> <u>Management</u> <u>Plan</u>	<u>FY2026</u> <u>Governor</u>		
Full-time	5	5	Annual Salaries	0
Part-time	1	1	Premium Pay	0
Nonpermanent	0	0	Annual Benefits	0
			<i>Less % Vacancy Factor</i>	()
			Lump Sum Premium Pay	0
Totals	6	6	Total Personal Services	

Position Classification Summary

Job Class Title	Anchorage	Fairbanks	Juneau	Others	Total
No personal services.					
Totals	0	0	0	0	0

Component Detail All Funds
University of Alaska

Component: Education Trust of Alaska (3198)
RDU: Enterprise Entities (678)

Non-Formula Component

	FY2024 Actuals	FY2025 Enrolled	FY2025 Authorized	FY2025 Management Plan	FY2026 Governor Adjusted Base	FY2026 Governor	FY2025 Management Plan vs FY2026 Governor	
1000 Personal Services	731.0	798.0	798.0	769.5	818.7	818.7	49.2	6.4%
2000 Travel	58.2	116.0	116.0	116.0	116.0	116.0	0.0	0.0%
3000 Services	5,140.1	4,600.9	4,600.9	7,937.1	7,937.1	7,937.1	0.0	0.0%
4000 Commodities	2.1	155.0	155.0	155.0	155.0	155.0	0.0	0.0%
5000 Capital Outlay	0.0	0.0	0.0	0.0	0.0	0.0	0.0	0.0%
7000 Grants, Benefits	0.0	0.0	0.0	0.0	0.0	0.0	0.0	0.0%
8000 Miscellaneous	0.0	0.0	0.0	0.0	0.0	0.0	0.0	0.0%
Totals	5,931.4	5,669.9	5,669.9	8,977.6	9,026.8	9,026.8	49.2	0.5%
Fund Sources:								
1048 Univ Rcpt (DGF)	5,931.4	5,669.9	5,669.9	8,977.6	9,026.8	9,026.8	49.2	0.5%
Unrestricted General (UGF)	0.0	0.0	0.0	0.0	0.0	0.0	0.0	0.0%
Designated General (DGF)	5,931.4	5,669.9	5,669.9	8,977.6	9,026.8	9,026.8	49.2	0.5%
Other Funds	0.0	0.0	0.0	0.0	0.0	0.0	0.0	0.0%
Federal Funds	0.0	0.0	0.0	0.0	0.0	0.0	0.0	0.0%
Positions:								
Permanent Full Time	5	5	5	5	5	5	0	0.0%
Permanent Part Time	1	1	1	1	1	1	0	0.0%
Non Permanent	0	0	0	0	0	0	0	0.0%

Change Record Detail - Multiple Scenarios with Descriptions
University of Alaska

Component: Education Trust of Alaska (3198)

RDU: Enterprise Entities (678)

Scenario/Change Record Title	Trans Type	Totals	Personal Services	Travel	Services	Commodities	Capital Outlay	Grants, Benefits	Miscellaneous	Positions		NP										
										PFT	PPT											
***** Changes From FY2025 Management Plan To FY2026 Governor Adjusted Base *****																						
Salaries and Benefits																						
1048 Univ Rcpt	SalAdj	21.2	21.2	0.0	0.0	0.0	0.0	0.0	0.0	0	0	0										
In accordance with the University of Alaska's (UA) mission, the university is committed to providing a competitive total compensation package, including salary and benefits, that will attract, retain, and reward high-performing employees who share a passion for higher education. The University of Alaska strives to make employee compensation performance-based, competitive to institutions with similar missions, and commensurate with the individual's level of responsibility.																						
The FY2026 budget request includes a wage increase for employee groups as required by collective bargaining agreements and 2.75 percent wage increase for non-union staff.																						
The United Academics (UNAC, expires on 12/31/24) and United Academics Adjuncts (UNAD, expires 6/30/25) contracts expire in FY2025 and no increase has yet been negotiated for FY2026. Once a tentative agreement has been reached with a union, a funding request will be made through the appropriate legislative process. If the collective bargaining agreement is subsequently not approved by the University of Alaska Board of Regents, the State Department of Administration, or is not ratified by the bargaining unit members, the funding request will be withdrawn.																						
Staff Benefits Under Recovery and Healthcare																						
1048 Univ Rcpt	SalAdj	28.0	28.0	0.0	0.0	0.0	0.0	0.0	0.0	0	0	0										
In accordance with the University of Alaska's (UA) mission, the university is committed to providing a competitive total compensation package, including salary and benefits, that will attract, retain, and reward high-performing employees who share a passion for higher education. The University of Alaska strives to make employee compensation performance-based, competitive to institutions with similar missions, and commensurate with the individual's level of responsibility.																						
In FY2026, the university's medical (including dental and vision) plan is expecting an increase in premium costs (\$7.0 million) and under-recovery in FY2024 (\$10.8 million). The FY2026 budget includes a \$14.3 million (\$17.8 million total) request to help offset the cost increases.																						
Subtotal		9,026.8	818.7	116.0	7,937.1	155.0	0.0	0.0	0.0	5	1	0										
***** Changes From FY2026 Governor Adjusted Base To FY2026 Governor *****																						
Totals		9,026.8	818.7	116.0	7,937.1	155.0	0.0	0.0	0.0	5	1	0										

State of Alaska FY2026 Governor's Operating Budget

University of Alaska University of Alaska Southeast Results Delivery Unit Budget Summary

University of Alaska Southeast Results Delivery Unit

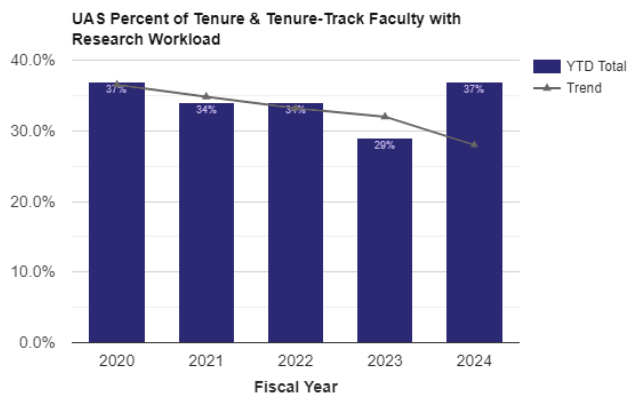
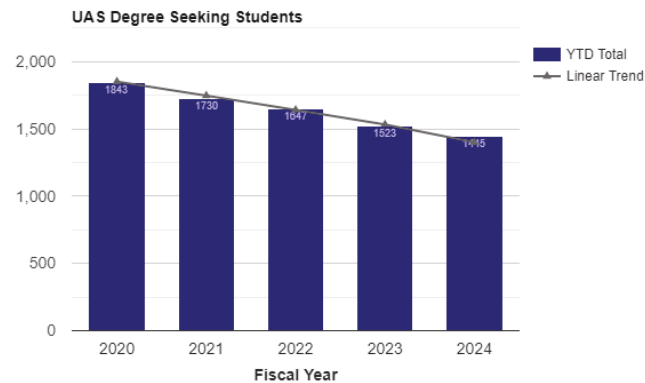
Contribution to Department's Mission

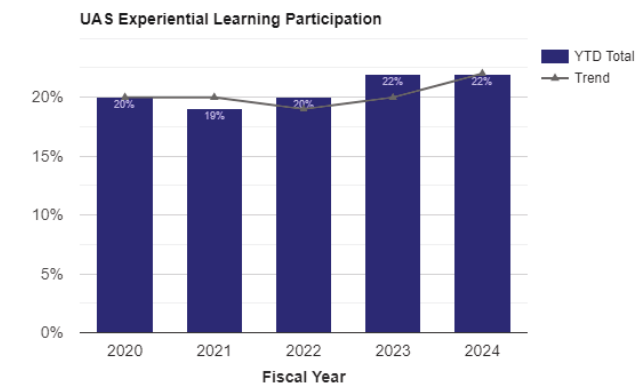
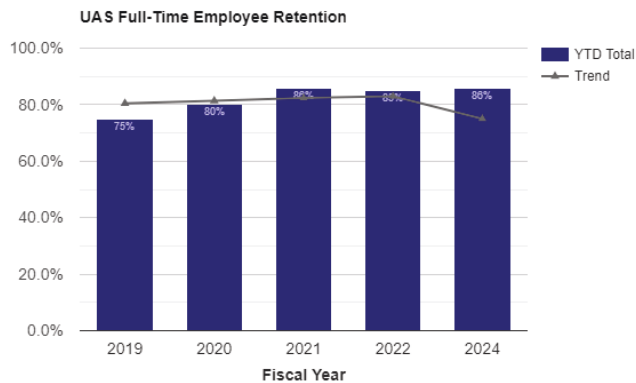
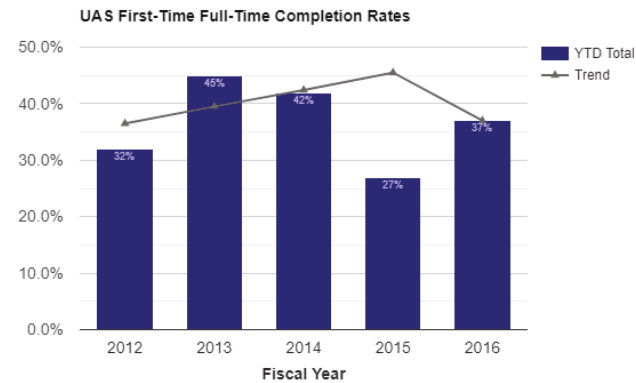
The University of Alaska Southeast (UAS) is a student-centered university that provides instruction in liberal arts, professional, and technical fields. On the homelands of the Tlingit, Haida, and Tsimshian peoples, the UAS serves the coastal environments, cultures, economies, and communities of Alaska, through interdisciplinary education, workforce development, and scholarship, research, and creative activity.

University of Alaska Southeast Mission Statement
Board of Regents' Policy 01.01.040
Adopted 02-25-21

Results

(Additional performance information is available on the web at <https://omb.alaska.gov/results>.)





Core Services

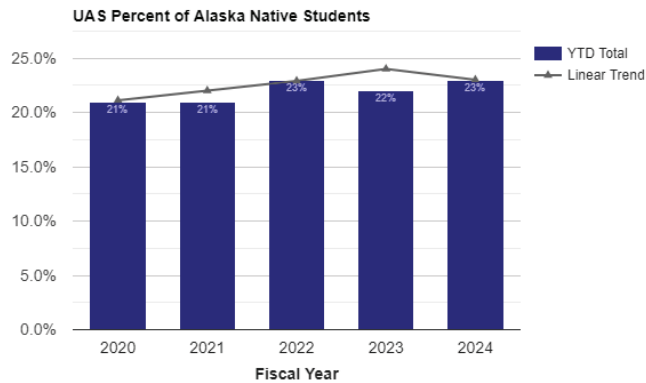
- **ACCESS/EQUITY:** Provide services and programming that support the enrollment and educational goals of Alaska Native students. Provide access to higher education to students across Alaska.
- **ACADEMIC EXCELLENCE:** Provide a broad range of programs and services resulting in student engagement and empowerment for academic excellence.
- **STUDENT SUCCESS:** Provide academic support and student services that facilitate student success.
- **EMPLOYEE ENGAGEMENT:** Employ faculty and staff representative of the student body.
- **COMMUNITY:** Provide high school students with access to university level courses to increase the likelihood of future enrollment in higher education.

Measures by Core Service

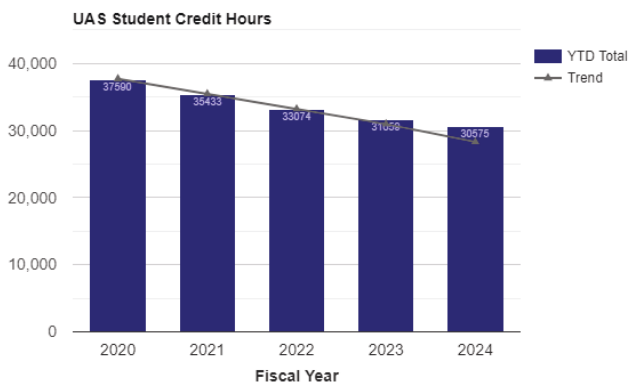
(Additional performance information is available on the web at <https://omb.alaska.gov/results>.)

1. ACCESS/EQUITY: Provide services and programming that support the enrollment and educational goals of Alaska Native students. Provide access to higher education to students

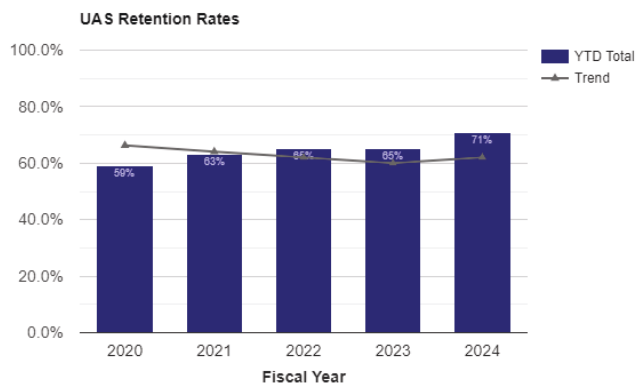
across Alaska.



2. ACADEMIC EXCELLENCE: Provide a broad range of programs and services resulting in student engagement and empowerment for academic excellence.



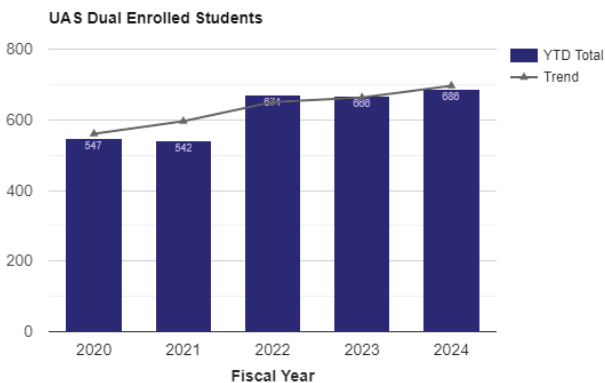
3. STUDENT SUCCESS: Provide academic support and student services that facilitate student success.



4. EMPLOYEE ENGAGEMENT: Employ faculty and staff representative of the student body.



5. COMMUNITY: Provide high school students with access to university level courses to increase the likelihood of future enrollment in higher education.



Major RDU Accomplishments in 2024

Student Success

The UAS Sitka Campus is in the third year of two five-year, \$4 million dollar grants intended to bolster workforce development in the field of mariculture. The UAS Mariculture program's Investment and Infrastructure Upgrade grant, nearly \$1.8 million, will provide upgrades to the current teaching and instructional facility, which allows for unique hands-on experience for students. The \$2.4 million dollars from the Build Back Better Southeast Conference grant will expand the capacity for instruction by adding faculty and staff necessary for a growing program. New classes have been developed in the area of shellfish production and entrepreneurship. Equipment critical to growing the mariculture industry have been purchased, installed, and is in use.

A semester-intensive aquaculture class was offered for the third year with continued strong enrollment. The 13 students are from eight different states, one Canadian province, and various locations in Alaska. Many of these students are accepting job offers from industry partners, who support the program as guest speakers and hosts of class visits, and others are continuing their studies at a University of Alaska (UA) campus.

The UAS is awaiting final notification on a tentatively approved \$850,000 federal appropriation for development of the Cyril George Indigenous Knowledge Center. The Cyril George Indigenous Knowledge Center is an ongoing project for the UAS Indigenous Studies program and the UAS Egan Library. Partially funded by a Rasmuson grant and private donations, the Center began with the Cyril George Indigenous Knowledge Collection, bringing together the library's materials about Alaska Native culture, technology, literature, and art, as well topics such as language revitalization and Indigenous peoples of North America and eventually around the world. Kaalkáawu Cyril George was a Tlingit leader from the Deisheetaan Clan of Angoon, who passed away in 2014.

The UAS School of Arts and Sciences received a three-year, \$847,984 grant, from the Sealaska Heritage Institute (SHI). This is a subaward from the United States Department of Education, Alaska Native Education Program (ANEP). The purpose of the ANEP funding is to support the development of an Indigenous science occupational endorsement and curricula. The three-year initiative builds on similar projects in languages and Northwest Coast Arts programs. The continued and expanded initiative allows SHI and UAS to implement objectives that have been collaboratively designed to provide services for Alaska Native students, and families living in Southeast Alaska, especially those that lead towards science, technology, engineering, and mathematics (STEM) careers.

The UAS School of Arts and Sciences, with the opening of the Áak'w Tá Hít Environmental Sciences Building, is offering courses to build towards a scientific diving program that will serve the workforce development needs of the region. This program is intended to bring new students into the field of scientific diving.

Major Faculty RDU Awards in Arts and Sciences:

EPSCoR (Established Program to Stimulate Competitive Research): Interfaces of Change, the University of Alaska was awarded a \$20 million United States National Science Foundation (NSF) grant to study the effects of climate change on marine species critical to the culture and economy of the Gulf of Alaska. Led by the University of Alaska Fairbank (UAF), the project includes 23 researchers across eight coastal communities, including Juneau, with significant involvement from UAS faculty. The team will focus on the effects of glacial runoff and extreme weather events on coastal ecosystems and mariculture in Southeast Alaska. The project emphasizes community-driven research, integrating feedback from tribal entities and local mariculture stakeholders to address locally relevant issues, particularly around species like red seaweed and salmon. Researchers aim to build resilience to climate risks through science-driven solutions while fostering two-way communication with affected communities.

The School of Education is now in the third year of a successful partnership with Sealaska Heritage Institute (SHI), backed by a three-year, \$450,000 grant. This collaboration is vital to advancing the Indigenizing Education for Alaska (IEA) project, which focuses on improving outcomes for Alaska Native students by fostering culturally reflective education. The initiative centers on the recruitment, preparation, and retention of Alaska Native educators. A dedicated recruiter to enhance outreach and expand opportunities specifically for Alaska Native students has been hired.

This partnership, with SHI, also provides critical support exclusively for Alaska Native students, including full scholarships and housing stipends, ensuring they have the financial resources to complete their educational journey. The initiative continues to create significant, positive impacts on educational pathways for Alaska Native communities.

Over the past two years, the School of Education has had the privilege of awarding a total of \$660,531 in the UA Teacher Internship scholarships to aspiring educators nearing the completion of their programs. These scholarships have provided crucial financial support, allowing students to focus on their internships and successfully complete their journey toward becoming certified teachers.

The UAS Ketchikan Campus is in its third year of a five-year, \$2,280,928, Department of Education Title III Alaska Native/Native Hawaiian-Serving Institutions grant titled *CHAMPS: Certified Health And Maritime Programs for Southeast Alaska*. The award includes support for a project to expand access for Alaska Native and rural Alaskans to technical training in Certified Nurse Aide (CNA) and marine transportation (United States Coast Guard-approved credentials), especially through hybrid delivery. The grant objectives are being met ahead of schedule, including multiple dual enrollment and adult CNA courses delivered through hybrid instruction, expansion of the maritime bridge simulator capabilities, and hybrid or online offerings of maritime classes, including a fully online Able Seaman course.

Teaching and Learning

The School of Career Education, in partnership with the Yaakoosge Daakahidi Alternative High School and the Southeast Regional Resource Center, offered intensive construction technology courses that provided workforce training in construction safety, forklift certification, and cardiopulmonary resuscitation (CPR) certification. Furthermore, the School of Career Education hosted a summer career and technical education (CTE) academy, hosting students from all across Southeast Alaska which provided training in construction and marine outboard

maintenance.

Project SUPPORT, a Title III funded grant continues to create curriculum that facilitates students' college and career success using pedagogical approaches particularly relevant to Indigenizing much of the curriculum and instruction. This pedagogy is being integrated into existing curriculum with Sitka faculty for use in a multitude of courses through one-on-one coaching and implementing knowledge gained from national experts brought to campus to teach on the topic.

The School of Education faculty and staff are preparing for the upcoming site visit as part of the Council for the Accreditation of Educator Preparation (CAEP) accreditation process. Having worked diligently to complete the self-study report, the school is ready to present a comprehensive account of the program's practices, policies, and evidence demonstrating adherence to CAEP standards. This report, along with the site visit is a critical step in the accreditation process and highlights UAS' ongoing commitment to excellence in teaching, learning, and continuous improvement. The faculty and staff's dedication is reflected in the robust efforts made to meet and exceed these national standards, ensuring that the programs prepare graduates to succeed in the field of education.

The Center for Excellence in Learning and Teaching (CELT) is in year two of a three-year award, of \$25,000 per year, from Sealaska Heritage Institute (SHI) *Indigenizing Education for Alaska* grant for reimbursement of professional development opportunities in the areas of culturally responsive education and academic inclusivity for UAS faculty. In 2024, this funded professional development on equity-minded assessment, including a summer cohort to implement changes. It also funded the purchase of a collection of books and videos on culturally responsive teaching, books and advertising for a One Campus, One Book initiative, and a two-day program for faculty, staff, and students that explored Indigeneity in research and teaching. These programs have supported the goal of Indigenizing education in Alaska by fostering a deeper understanding of Indigenous knowledge systems, promoting inclusivity, and empowering educators and learners.

Partnerships and Community Engagement

The UAS Ketchikan Campus collaborated with the Ketchikan Indian Community (KIC) and the Ketchikan Gateway Borough School District to offer dual enrollment science classes for KIC's Tribal Scholars program. These science classes have been instrumental in assisting Alaska Native students completing graduation requirements, resulting in a high graduation rate for the Tribal Scholars. UAS Ketchikan also partners with KIC's Tribal Scholars for an Indigenous Peoples Day event. Previously supported through a United States Department of Agriculture (USDA) grant, these activities are now supported through the UAS Ketchikan Campus general funds and tuition support from KIC.

The UAS Ketchikan Campus collaborated with the Ketchikan High School to offer dual enrollment classes in diesel engines, literature, and Certified Nurse Aide training; and with Prince of Wales school districts offering dual enrollment welding and health sciences courses.

The UAS Ketchikan Campus was awarded support from the Juneau Economic Development Council to develop a course on Understanding Dementia, which is being delivered online in fall 2024.

The UAS Ketchikan Campus worked with the Southeast Alaska Pilots Association (SEAPA) and Alaska Marine Highway System (AMHS) to provide training in the Class A Full Bridge Ship Simulator for over 700 sessions. Sea pilots, who pilot cruise ships, need this training for licensure.

The UAS Ketchikan Campus partnered with Alaska Marine Highway to offer increased maritime training.

The UAS Ketchikan Campus partners with the Ketchikan Gateway Borough to offer testing services with over 25 professional test companies, each of which offer hundreds of exams.

The UAS Sitka Campus continues to work with tribal partners in learning how to teach and deliver support in a more culturally aware manner. Monthly meetings between the Sitka Tribe of Alaska Cultural Resources, Education and Employment Department have identified partnership opportunities between the organizations.

Two new dual enrollment classes are being taught at the Sitka High School by UAS Sitka instructors. These

classes, Introduction to Health Sciences and Introduction to Behavioral Sciences, give students the opportunity to explore educational and career options in two high need areas for Southeast Alaska. Efforts are ongoing to develop a partnership with the Southeast Alaska Regional Health Consortium (SEARHC) to provide scholarships for students in these classes.

Enrollment continues to grow in the new Northwest Coast art classes being offered at the UAS Sitka Campus, as part of a grant from the Sitka tribe. Students from Mt. Edgecumbe High School, Pacific High School, and Sitka High School are learning more about the students' culture, developing important skills, while earning high school and college credit.

To train the next generation of Northwest Coast artists, a \$40,000 grant from Evergreen College has been awarded to the UAS Sitka Campus. The *Supporting Indigenous Artist Mastery* (SIAM) grant provides funding to support two artists to be mentored by master artists. They are able to spend additional time in the classroom and out in the field learning the intricacies of their craft.

The School of Arts and Sciences continues to work on a multi-year language revitalization grant with the Sealaska Heritage Institute (SHI). The SHI expressed gratitude for the commitment to offering free non-credit language courses at all levels of Tlingit, Haida, and Tsimshian - and in return, funded three full-time term language instructors at the UAS Juneau Campus.

The Alaska Coastal Rainforest Center and the School of Arts and Sciences partnered with the SHI to offer science, technology, engineering, and mathematics (STEM) related programming and targeted internship opportunities in environmental science. They also continued to collaborate with the United States Department of Agriculture (USDA) Forest Service at the Pacific Northwest Research Station, co-located on the UAS campus.

The UAS Juneau and the School of Arts and Sciences recently renewed (fall 2023) the partnership with Perseverance Theatre Company, supported by a generous grant from the Boochever Fund. This partnership allows for one "UAS Night" at each production including a talk-back with the actors/director. Additionally, the partnership includes workshops on campus or guest speakers in various classes. A similar agreement was struck with Theater Alaska, which performs on the UAS campus. Pig Iron Theatre Company, from Philadelphia, also brought students to Juneau to collaborate with environmental science faculty, building out connections between the arts and sciences.

The Department of Business and Public Affairs in the School of Arts and Sciences completed an articulation agreement with Virginia Western University to offer a pathway to the Bachelor of Business Administration.

An Arts and Sciences Integrative Behavioral Health Sciences (IBH) faculty member enacted a new Memorandum of Agreement (MOA) between the UAS and the Southeast Alaska Regional Health Consortium (SEARHC), to document the partnership around the Peer Support Professional Training courses that will happen in Sitka. SEARHC will fund students to take these courses along with the UAS faculty to teach. Building on this training, the UAS IBH faculty also developed an MOA with UAF and the University of Alaska Anchorage (UAA) to support curricular development.

The School of Career Education renewed its ongoing partnership with Hecla Greens Creek Mining Company through a \$210,000 gift that will support student tuition in the pursuit of mining diesel training. The School of Career Education also partnered with Coeur Alaska Kensington and offered tailored training in hydraulics and welding. These classes will continue with Kensington through 2025.

The School of Career Education has partnered with the Juneau School District to create a diesel technology pathway, designed to lead students into mining careers. This pathway offers multiple exit points into fields such as heavy equipment technology, geology, and environmental science, providing students with diverse career options.

In collaboration with the Juneau School District and the Central Council of Tlingit and Haida, the School of Career Education is establishing a Yamaha outboard motor training program. This partnership aims to create a regional hub for Yamaha-certified training, enhancing workforce development opportunities in the region.

The School of Career Education has joined forces with the Central Council of Tlingit and Haida on a federally

funded initiative to address Alaska's growing need for commercial driver's license (CDL) drivers, increasing the number of qualified commercial drivers across the State.

The School of Career Education has partnered with the City and Borough of Juneau on several projects, including a collaboration with Docks and Harbors. Faculty members guided students in designing and constructing a new dock shelter, which was needed as part of a harbor expansion project. Additionally, the welding program contributed to this effort by fabricating dock carts, further showcasing the practical, hands-on training students receive.

The School of Career Education partnered with the Juneau Chamber of Commerce for their annual dinner, the largest formal event in Juneau. Faculty and students took the lead in designing and constructing the grand entryway to the event hall, aligning with the event's theme, "Blueprints and Bow Ties." This collaboration provided students with an opportunity to showcase their skills in a real-world setting, contributing to one of the community's most prominent gatherings.

The School of Education faculty and staff are deeply committed to continuous improvement, constantly refining both curriculum and teaching methods to ensure that graduates are not only well-prepared but also equipped to thrive in the rapidly changing landscape of education. This dedication involves staying at the forefront of educational research and innovation, with a focus on integrating the latest evidence-based practices into the classroom. At the UAS, efforts are particularly centered on expanding access to education through flexible learning options, optimizing course sequencing to provide a smoother academic pathway, and reducing time to degree completion, allowing students to enter the workforce more efficiently.

Additionally, the School of Education is exploring innovative models such as apprenticeship programs, which provide hands-on, real-world experience for students while they work towards their degrees. These opportunities are designed to meet the diverse needs of both students and the broader educational community, helping to ensure that graduates are not only academically proficient but also prepared with practical, job-ready skills. This multi-faceted approach reflects the UAS' ongoing commitment to shaping the next generation of educators who are ready to make a meaningful impact in Alaska and beyond.

The Alaska College of Education Consortium (ACEC) had their annual face-to-face summit in Juneau in September 2024. The UAA, UAF, and UAS Schools of Education met to engage in specific programming changes and enhancements to adapt to the growing need in the Alaska PK-12 educator workforce.

The SHI and partners are in year two of a \$249,900 grant for Raven Reads at the Library Toolkit (Institute of Museum and Library Services funding). The SHI in partnership with the Alaska Library Association, the Haines Borough School District Library, the Juneau Public Libraries, the Petersburg Public Library, the Sitka Public Library, the Alaska State Library, Montana State University's Tribal College Librarians Professional Development Institute, and the Association for Rural and Small Libraries, are continuing to develop culturally responsive early literacy programming for children as well as learning resources for librarians.

The UAS Egan Library was awarded \$150,000 for a planning grant, partnering with the Alaska Library Association to assess the training needs of library paraprofessionals in underserved communities throughout Alaska and explore the feasibility, curricular content, and delivery modes needed to develop an online professional development microcredential. The project team will perform an environmental scan of the jobs in the State, analyze course sequences of existing undergraduate pre-professional programs, and conduct surveys and focus groups of library workers in Alaska. The project will assess the need for a sustainable training curriculum that considers the challenges of small and rural libraries in Alaska while considering best practices, professional standards, and cultural humility. Based on findings, the project team will pilot a course and develop a curriculum for a microcredential for library workers. A white paper of key findings will be presented at State and national conferences and benefit other states that are reviewing their own library workforce training needs.

Research and Creative Expression

The UAS Department of Arts and Sciences (Juneau) has been incredibly productive in 2024: Dr. X'unei Lance Twitchell was awarded the 2024 Alaska Governor's Awards for the Arts and Humanities, which recognizes and honors noteworthy contributions to the arts and humanities in Alaska. Announced in 2024, Professor of English Emily Wall, was awarded a 2023 Alaska Literary Award. The Alaska Literary Awards and Fellowships are the

instrument through which the Alaska Arts and Culture Foundation and the Alaska State Council of the Arts recognize and support Alaska writers for their exceptional contributions to literature. Dr. Jason Amundson and Dr. Eran Hood's monitoring of the K'óox K'aadi Basin, the source of Mendenhall Glacier outburst floods, have been covered extensively and they have contributed to numerous public events around the issue.

In addition to these specific awards, Arts and Sciences faculty members have had some outstanding research accomplishments this year. A few examples include:

- Along with collaborator Kevin White, Dr. Eran Hood's research on the dangers of avalanches for mountain goats was published in peer-reviewed journals including *Communications Biology* and then covered by the *New York Times*.
- Dr. John Harley, in the Alaska Coastal Rainforest Center (ACRC), continued his essential work on shellfish toxins in SE Alaska, in partnership with Alaska Native tribes.
- Dr. David Tallmon, with collaborators, continued his groundbreaking work on fish genetics and published a co-authored work: Estimation of effective population size via single nucleotide polymorphism data from one population. *G3: Genes, Genomes, and Genetics*.
- Jason Fellman, Eran Hood, and Sonia Nagorski began field and labor work (a \$200,000 grant) on "Riverine Biogeochemical Export from High-Latitude Catchments: The Role of Glaciers and Extreme Hydrologic Events."
- Supported by Dr. David Tallmon, four UAS students were awarded the prestigious National Oceanic and Atmospheric Administration (NOAA) Hollings scholarship, and three students participated in the summer NOAA Fisheries Internship program (IN FISH).
- ACRC Director Dr. Jason Fellman published six peer-reviewed articles, including important work to help us understand the relationships between carbon and water cycles during glacier erosion or extreme hydrologic events, and the impact of these and other changes on important species of fish.

These achievements underscore the faculty's dedication and students' potential, reinforcing the university's role in advancing knowledge and Alaska's future.

- Professor of Library Science, Jen Ward, in her Faculty Alliance leadership role contributed to the organization of the First Annual UA Faculty Alliance Thought Leaders Forum on Artificial Intelligence.
- The UAS Egan Library collaborated with UAS Disability Services and Counseling to bring the exhibit *Care and Custody: Past Responses to Mental Health*, a traveling exhibition from the National Library of Medicine to the Egan Library (Feb-Mar 2024).
- Associate Professor of Library Science, Jonas Lamb, in his role as Conference Co-Chair, was awarded a Partner Programs and Service Grant Proposal (\$15,000) from the Institute of Museum and Library Services through the Alaska State Library to support the 2024 joint conference of the Alaska Library Association and the Pacific Northwest Library Association.
- Library faculty developed and taught a special topics course (LS193) called "Exploring AI" which focused on artificial intelligence (AI) literacy, critical examination of AI technologies with an emphasis on ethics, emerging policy and environmental impacts and exploring AI (and prerequisite technologies) powered tools/apps.
- Associate Professor of Library Science, Kaia Henrickson, in her role as CELT Liaison organized a "Faculty Panel on Generative AI" in spring 2024. Associate Professor of Library Science, Jonas Lamb participated on the panel.
- Associate Professor of Library Science, Jonas Lamb continued his role as a faculty mentor for the Bridging Knowledge: Supporting Indigenous Scholars into the Field of Librarianship program, meeting monthly with one Juneau-based, Alaska Native graduate student.
- Egan Library faculty and staff participated in the "Library Safety Boot Camp" online training series.

Key RDU Challenges

- Top priority challenges continue to be student recruitment, retention, and completion stemming from a decline in population and as a result, decreasing high school graduates, low visibility across the state, and tuition increases.
- Recruiting and retaining skilled healthcare professionals to teach courses for the Pre-Nursing, Health Information Management, Medical Assisting, and Certified Nurse Aide programs.

Significant Changes in Results to be Delivered in FY2026

- Expansion of dual enrollment opportunities for high school partners throughout Southeast Alaska through the availability of relevant online course offerings.
- Expansion of dual enrollment opportunities for high school partners in career education classes such as Health Sciences.
- Continue to improve campus culture through seeking opportunities to enhance student engagement and inclusivity.
- Expansion of School of Education programs in key areas, including the Masters of Art in Teaching (MAT) in Indigenous Languages, Early Childhood Education, non-licensure Bachelors of Arts (BA) programs, and apprenticeship pathways.

Contact Information
<p>Contact: Michelle Rizk, Vice President, University Relations Phone: (907) 450-8187 E-mail: marizk@alaska.edu</p>

**University of Alaska Southeast
RDU Financial Summary by Component**

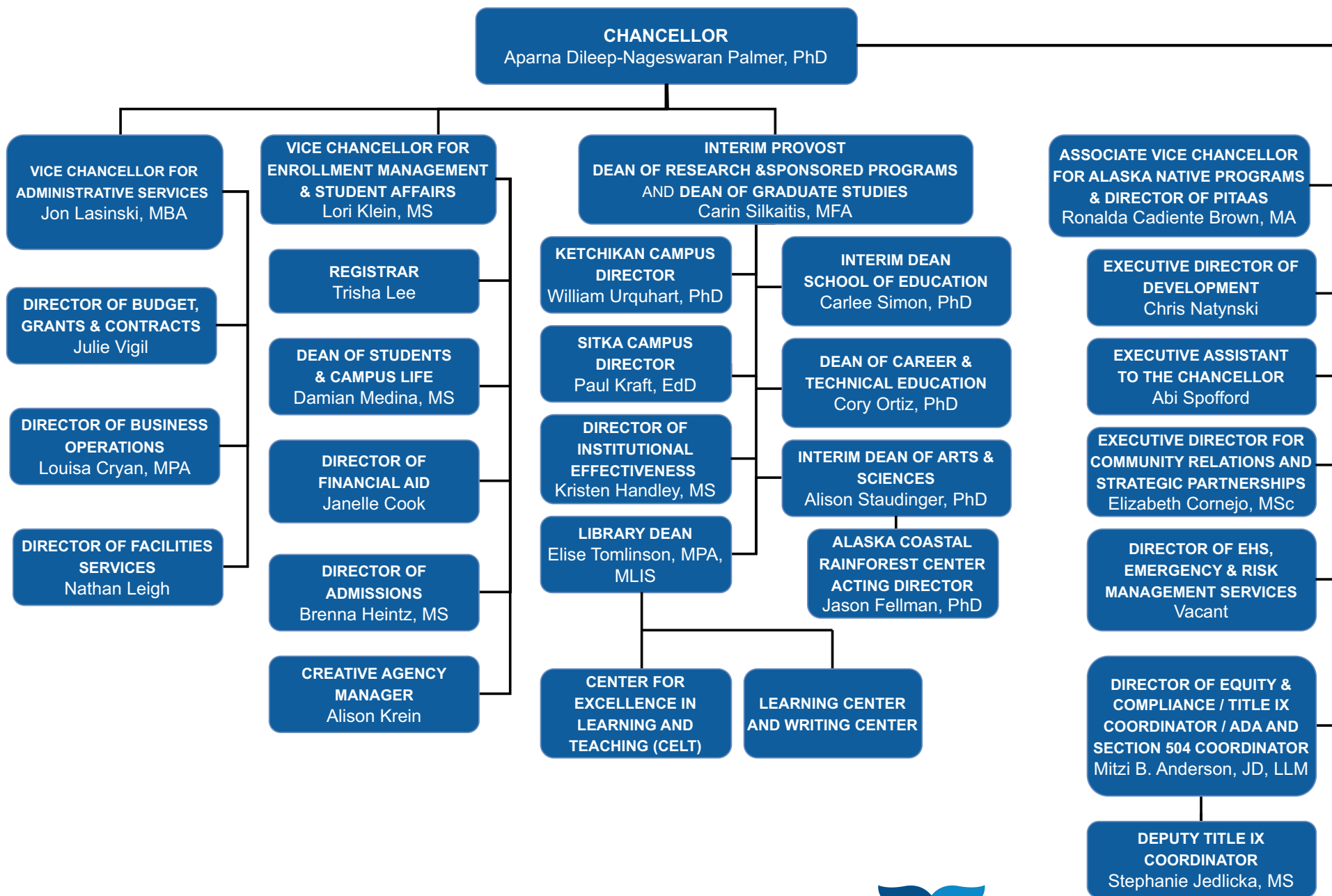
All dollars shown in thousands

	FY2024 Actuals				FY2025 Management Plan				FY2026 Governor			
	UGF+DGF Funds	Other Funds	Federal Funds	Total Funds	UGF+DGF Funds	Other Funds	Federal Funds	Total Funds	UGF+DGF Funds	Other Funds	Federal Funds	Total Funds
Formula Expenditures None.												
Non-Formula Expenditures												
Juneau Campus	34,132.6	866.7	2,466.8	37,466.1	38,071.6	2,019.5	4,047.1	44,138.2	37,362.0	4,769.5	5,264.7	47,396.2
Ketchikan Campus	4,167.0	163.1	742.0	5,072.1	4,661.4	256.6	850.0	5,768.0	4,332.2	256.6	850.0	5,438.8
Sitka Campus	5,068.6	129.5	353.2	5,551.3	7,577.3	227.1	1,480.1	9,284.5	5,983.8	227.1	1,480.1	7,691.0
Totals	43,368.2	1,159.3	3,562.0	48,089.5	50,310.3	2,503.2	6,377.2	59,190.7	47,678.0	5,253.2	7,594.8	60,526.0

University of Alaska Southeast
Summary of RDU Budget Changes by Component
From FY2025 Management Plan to FY2026 Governor

All dollars shown in thousands

	<u>Unrestricted</u> <u>Gen (UGF)</u>	<u>Designated</u> <u>Gen (DGF)</u>	<u>Other Funds</u>	<u>Federal</u> <u>Funds</u>	<u>Total Funds</u>
FY2025 Management Plan	26,554.6	23,755.7	2,503.2	6,377.2	59,190.7
One-time items:					
-Juneau Campus	-198.9	0.0	0.0	0.0	-198.9
-Sitka Campus	-1,524.5	0.0	0.0	0.0	-1,524.5
Adjustments which continue current level of service:					
-Juneau Campus	1,215.7	-2,285.7	2,400.0	17.6	1,347.6
-Ketchikan Campus	150.3	33.7	0.0	0.0	184.0
-Sitka Campus	151.3	38.9	0.0	0.0	190.2
Proposed budget increases:					
-Juneau Campus	214.4	679.2	350.0	1,200.0	2,443.6
Proposed budget decreases:					
-Juneau Campus	0.0	-334.3	0.0	0.0	-334.3
-Ketchikan Campus	0.0	-513.2	0.0	0.0	-513.2
-Sitka Campus	0.0	-259.2	0.0	0.0	-259.2
FY2026 Governor	26,562.9	21,115.1	5,253.2	7,594.8	60,526.0



UNIVERSITY of ALASKA SOUTHEAST

State of Alaska FY2026 Governor's Operating Budget

University of Alaska Juneau Campus Component Budget Summary

Component: Juneau Campus

Contribution to Department's Mission

The UAS Juneau Campus offers the widest array of programs and services within UAS, supported by student housing, a well-developed campus infrastructure, and academic programs at all levels—undergraduate and graduate.

Core Services

- The Juneau Campus provides student residential facilities, including a residence hall for first year students and apartment living for more advanced students and those with families. In addition to campus-based housing, students enjoy meal service, and a rich array of student life activities.
- The Egan Library on the Juneau Campus provides academic collections, technology, research support, and comfortable spaces for study and collaboration. Within the library are the Learning, Testing, and Writing Centers, which offer in person and remote tutoring in multiple subjects, test proctoring, and writing support for students.
- Juneau offers graduate degrees in public administration and education; baccalaureate degrees in business administration, science, and liberal arts; two-year associate degrees; and certificate programs, occupational endorsements (OE), and workforce credentials in specialized fields.
- Juneau is the sole provider of certain bachelor's degrees and certificates including: all teacher education programs; diesel automotive, construction technology, and outdoor study programs.
- Juneau offers e-learning/distance education programs and student support to both urban and rural communities throughout southeast Alaska and statewide.

Major Component Accomplishments in 2024

See University of Alaska Southeast Results Delivery Unit.

Key Component Challenges

See University of Alaska Southeast Results Delivery Unit.

Significant Changes in Results to be Delivered in FY2026

See University of Alaska Southeast Results Delivery Unit.

Statutory and Regulatory Authority

No statutes and regulations.

Contact Information

Contact: Michelle Rizk, Vice President, University Relations
Phone: (907) 450-8187
E-mail: marizk@alaska.edu

Juneau Campus Personal Services Information					
Authorized Positions			Personal Services Costs		
	<u>FY2025</u> <u>Management</u> <u>Plan</u>	<u>FY2026</u> <u>Governor</u>			
			Annual Salaries		0
Full-time	210	212	Premium Pay		0
Part-time	18	18	Annual Benefits		0
Nonpermanent	0	0	<i>Less % Vacancy Factor</i>		()
			Lump Sum Premium Pay		0
Totals	228	230	Total Personal Services		

Position Classification Summary					
Job Class Title	Anchorage	Fairbanks	Juneau	Others	Total
No personal services.					
Totals	0	0	0	0	0

Component Detail All Funds
University of Alaska

Component: Juneau Campus (762)
RDU: University of Alaska Southeast (237)

Non-Formula Component

	FY2024 Actuals	FY2025 Enrolled	FY2025 Authorized	FY2025 Management Plan	FY2026 Governor Adjusted Base	FY2026 Governor	FY2025 Management Plan vs FY2026 Governor	
1000 Personal Services	24,567.7	25,738.8	25,738.8	27,737.5	29,085.1	29,252.8	1,515.3	5.5%
2000 Travel	701.2	700.2	700.2	661.4	661.4	680.0	18.6	2.8%
3000 Services	5,577.8	8,041.3	8,240.2	8,077.9	7,879.0	9,678.5	1,600.6	19.8%
4000 Commodities	1,857.6	3,889.5	3,889.5	3,569.3	3,569.3	3,602.4	33.1	0.9%
5000 Capital Outlay	3,470.0	201.3	201.3	230.1	230.1	248.1	18.0	7.8%
7000 Grants, Benefits	1,171.9	3,204.9	3,204.9	3,305.4	3,305.4	3,377.8	72.4	2.2%
8000 Miscellaneous	119.9	214.8	214.8	556.6	556.6	556.6	0.0	0.0%
Totals	37,466.1	41,990.8	42,189.7	44,138.2	45,286.9	47,396.2	3,258.0	7.4%
Fund Sources:								
1002 Fed Rcpts (Fed)	2,466.8	4,047.1	4,047.1	4,047.1	4,064.7	5,264.7	1,217.6	30.1%
1003 GF/Match (UGF)	18.2	18.2	18.2	18.2	18.2	18.2	0.0	0.0%
1004 Gen Fund (UGF)	19,335.7	19,045.4	19,244.3	20,444.6	21,461.4	21,675.8	1,231.2	6.0%
1007 I/A Rcpts (Other)	42.9	677.3	677.3	664.2	664.2	664.2	0.0	0.0%
1048 Univ Rcpt (DGF)	14,583.5	16,847.5	16,847.5	17,274.5	17,388.8	15,668.0	-1,606.5	-9.3%
1061 CIP Rcpts (Other)	84.4	431.6	431.6	431.6	431.6	431.6	0.0	0.0%
1108 Stat Desig (Other)	0.0	0.0	0.0	0.0	0.0	2,750.0	2,750.0	100.0%
1151 VoTech Ed (DGF)	195.2	0.0	0.0	334.3	334.3	0.0	-334.3	-100.0%
1174 UA I/A (Other)	739.4	923.7	923.7	923.7	923.7	923.7	0.0	0.0%
Unrestricted General (UGF)	19,353.9	19,063.6	19,262.5	20,462.8	21,479.6	21,694.0	1,231.2	6.0%
Designated General (DGF)	14,778.7	16,847.5	16,847.5	17,608.8	17,723.1	15,668.0	-1,940.8	-11.0%
Other Funds	866.7	2,032.6	2,032.6	2,019.5	2,019.5	4,769.5	2,750.0	136.2%
Federal Funds	2,466.8	4,047.1	4,047.1	4,047.1	4,064.7	5,264.7	1,217.6	30.1%
Positions:								
Permanent Full Time	213	213	213	210	210	212	2	1.0%
Permanent Part Time	12	12	12	18	18	18	0	0.0%
Non Permanent	0	0	0	0	0	0	0	0.0%

Change Record Detail - Multiple Scenarios with Descriptions
University of Alaska

Component: Juneau Campus (762)
RDU: University of Alaska Southeast (237)

Scenario/Change Record Title	Trans Type	Totals	Personal Services	Travel	Services	Commodities	Capital Outlay	Grants, Benefits	Miscellaneous	Positions		NP										
										PFT	PPT											
Original Appropriation Sec74 Ch7 SLA2022 P185 L17 (HB281) (FY23-FY24): \$10,000.0 FY2023 Allocated to Juneau Campus: \$100.0 FY2023 Expenditure: \$55.5 FY2024 Expenditure: \$40.5 FY2025 Carryforward: \$4.0																						
This transaction allows the University of Alaska to continue to expend funds through FY2026.																						
	Subtotal	42,189.7	25,738.8	700.2	8,240.2	3,889.5	201.3	3,204.9	214.8	213	12	0										
***** Changes From FY2025 Authorized To FY2025 Management Plan *****																						
Transfer General Funds for Compensation and Fixed Costs Increases																						
	Trin	1,200.3	0.0	0.0	1,200.3	0.0	0.0	0.0	0.0	0	0	0										
1004 Gen Fund	1,200.3																					
Distribute compensation and fixed cost increases to align with estimated expenditures in FY2025.																						
Budget Reductions/Additions – Systemwide: (\$22,427.7) Systemwide Services: \$816.9 Office of Information Technology: \$1,230.8 Anchorage Campus: \$6,776.8 Kenai Peninsula College: \$367.9 Kodiak College: \$127.3 Matanuska-Susitna College: \$299.6 Prince William Sound College: \$149.4 Fairbanks Campus: \$10,248.0 Bristol Bay Campus: \$46.7 Chukchi Campus: \$25.7 College of Rural and Community Development: \$232.2 Interior Alaska Campus: \$76.2 Kuskokwim Campus: \$132.4 Northwest Campus: \$60.9 University of Alaska Fairbanks Community Technical College: \$316.3 Juneau Campus: \$1,200.3 Ketchikan Campus: \$158.6 Sitka Campus: \$161.7																						
Distribute University of Alaska Receipt Authority																						
	Trin	427.0	0.0	0.0	427.0	0.0	0.0	0.0	0.0	0	0	0										
1048 Univ Rcpt	427.0																					

