

State of Alaska FY2021 Governor's Operating Budget

University of Alaska

FY2021 Governor Table of Contents

University of Alaska	3
Budget Reductions/Additions - Systemwide	19
RDU: Statewide Services	24
Statewide Services	32
Office of Information Technology	46
RDU: University of Alaska Anchorage	55
Anchorage Campus	69
Small Business Development Center	125
RDU: University of Alaska Fairbanks	131
Fairbanks Campus	152
Fairbanks Organized Research	200
RDU: Enterprise Entities	227
University of Alaska Foundation	233
Education Trust of Alaska	240
RDU: University of Alaska Anchorage CC	246
Kenai Peninsula College	250
Kodiak College	262
Matanuska-Susitna College	272
Prince William Sound College	282
RDU: University of Alaska Fairbanks CC	292
Bristol Bay Campus	296
Chukchi Campus	304
College of Rural and Community Development	311
Interior Alaska Campus	319
Kuskokwim Campus	328
Northwest Campus	337
UAF Community and Technical College	345
RDU: University of Alaska Southeast	355
Juneau Campus	364
Ketchikan Campus	379
Sitka Campus	388

University of Alaska

Mission

University of Alaska System (UA)

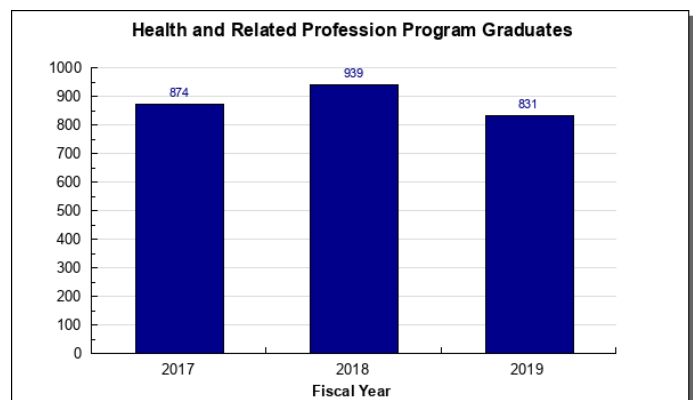
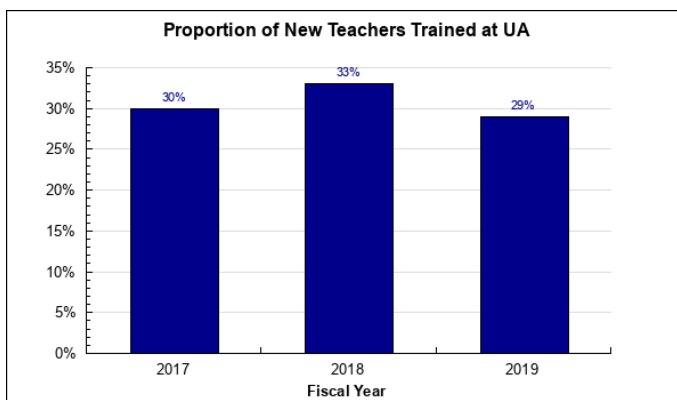
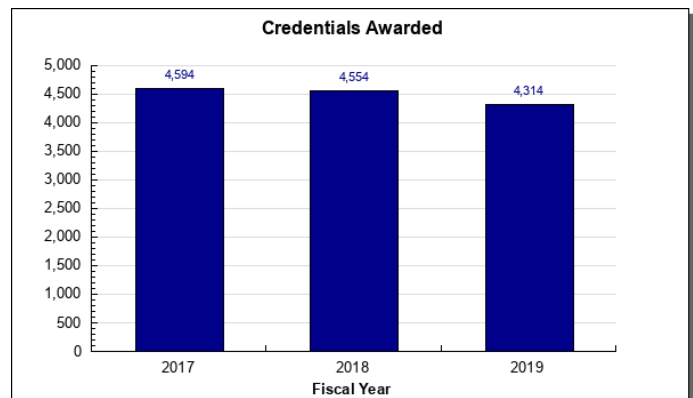
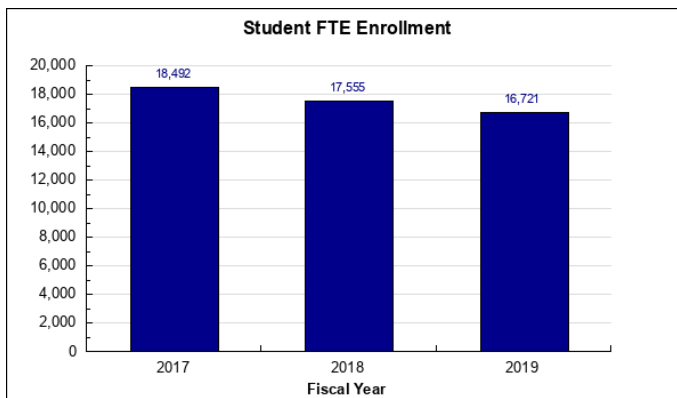
The University of Alaska inspires learning, and advances and disseminates knowledge through teaching, research, and public service, emphasizing the North and its diverse peoples. AS 14.40.010, AS 14.40.060

	Core Services (in priority order)	UGF	DGF	Other	Fed	Total	PFT	PPT	NP	% GF
1	Student Instruction	258,522.6	263,650.9	58,099.6	40,286.4	620,559.5	2,932.0	140.3	0.0	82.4%
2	Research: Advancing Knowledge, Basic and Applied	26,917.1	45,644.5	16,936.4	82,242.4	171,740.3	765.6	32.6	0.0	11.4%
3	Service: Sharing Knowledge to Address Community Needs	16,593.8	22,528.8	7,563.5	17,697.1	64,383.2	296.4	16.1	0.0	6.2%
	FY2020 Management Plan	302,033.5	331,824.1	82,599.5	140,225.9	856,683.0	3,994.0	189.0	0.0	

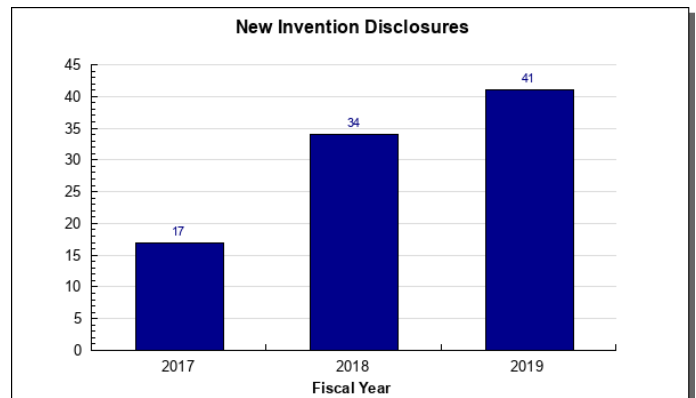
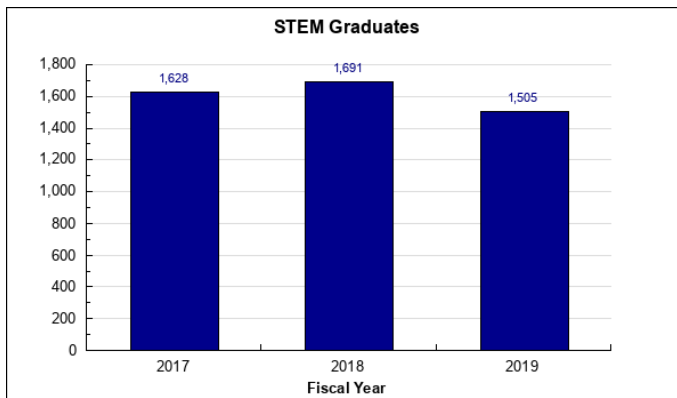
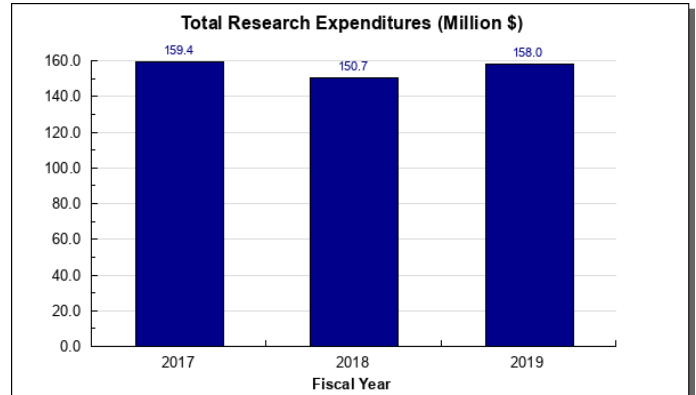
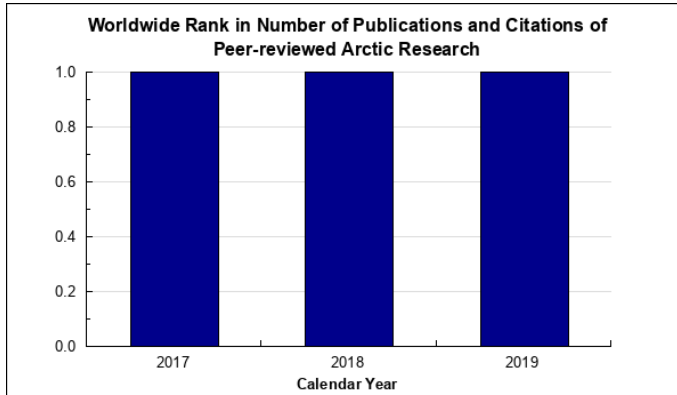
Measures by Core Service

(Additional performance information is available on the web at <https://omb.alaska.gov/results>.)

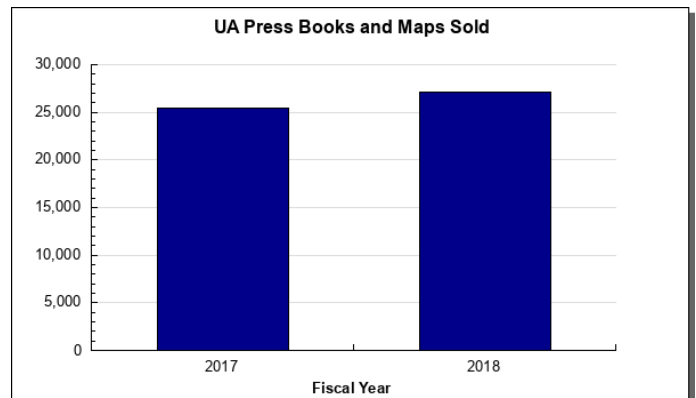
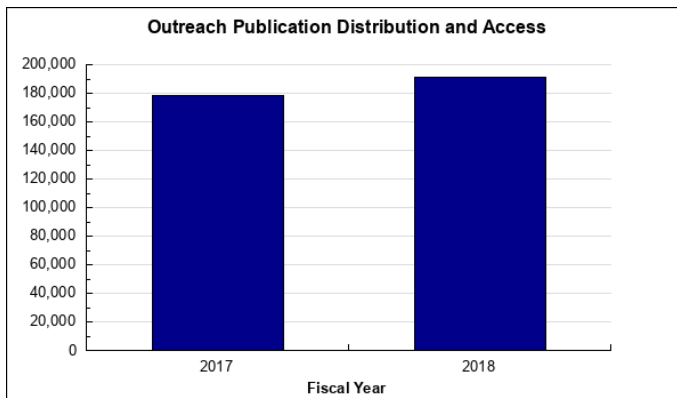
1. Student Instruction



2. Research: Advancing Knowledge, Basic and Applied



3. Service: Sharing Knowledge to Address Community Needs



Major Department Accomplishments in 2019

The UA Board of Regents (BOR) continues to support the following five goals and associated outcome measures:

- Educational attainment: increased enrollment and degree completions
- Workforce development: focused on educators and health care providers
- Research: continue leading in Arctic research and increased total research expenditures
- Economic development: increased number of invention disclosures and science, technology, engineering and mathematics (STEM) graduates
- Operating more cost effectively: reduce the total cost of education and the cost per student full-time equivalent enrollment.

These goals and measures represent the fundamental direction UA is heading to ensure continuity of service to the State of Alaska and its residents, develop a pipeline for student success and workforce development, maintain its role as a leader in Arctic research, and further advance the UA mission for the benefit of the state and its diverse people. Continued BOR leadership ensures UA's attention remains focused on improvements in these critical areas. The following summarizes UA's performance on key measures and additional information on UA's Goals and Measures can be found here: <https://www.alaska.edu/pres/goals-metrics/>

Educational Attainment

Student Full-time Equivalent (FTE) Enrollment

The number of student full time equivalents attending UA decreased about 5 percent (834 FTE) between FY2018 and FY2019. UA is committed to seeing this measure improve over the next few years. To this end, investments have been made in marketing and recruitment; partnerships with K-12, including very successful options for dual enrollment; expansion of on-line programs; and innovative program delivery.

Credentials Awarded

The number of degrees, certificates and endorsements awarded to students attending one of UA's universities dropped by about 5 percent (240 fewer degrees) in the last year. Despite prior enrollment declines, UA remains optimistic improvement is possible with investments aimed to improve student retention and offer more innovative and online program delivery options.

Workforce Development

Proportion of New Teachers Trained at UA

Alaska's educational attainment is among the lowest in the nation. One of several strategies to address this problem is to educate more Alaskans as teachers. In FY2019, 246 individuals were recommended for initial teacher licensure, about 3 percent more than in FY2018. This translates to an estimated 4 percent decline in annual new teacher hires filled by UA trained teachers, and a 12 percent decrease year over year in the share of Alaskans hired in schools across the state. With 71 percent of the State's teachers hired each year coming from "outside" Alaska, this remains a focus area for UA investment and effort. The Educators Rising program is receiving investment in FY2020 with reallocated funds.

Health and Related Profession Program Graduates

Alaska's health costs are among the highest in the nation. One way to bring down high costs is to grow our own health care workforce. In FY2019, UA continued its commitment to meeting the state's need for qualified, trained health care professionals through initiatives aimed to provide opportunities for Alaskans in the health care industry. As a result, 831 degrees, certificates and occupational endorsements were awarded for health-related programs, a decrease of nearly 12 percent from FY2018. UA will continue investments in these programs and provide for Alaska's health care workforce.

Research

Worldwide Rank in Number of Publications and Citations of Peer-reviewed Arctic Research

UA continues to lead the world in Arctic research through expertise in a variety of basic and applied research on topics focused on the North and its diverse peoples. In aggregate, UA faculty published more peer-reviewed research papers, and were credited with more citations than any other institution.

Total Research Expenditures

UA research is a dynamic and growing part of Alaska's economy. For each \$1 invested, \$6 of revenue to Alaska is generated. UA research is focused on Alaska issues such as energy, fisheries, infrastructure engineering, and health. UAF accounts for the vast majority of UA's research activity. Over the last year, total research expenditures increased by about 5 percent (\$7.3M). Although growth (~\$7 million) was observed in FY2019, UAF faculty and staff reductions in recent years have made it progressively more difficult to sustain the large number of annual competitive research funding proposal submissions required to maintain growth. UAA realized moderate growth (~\$500 thousand, 2.7 percent) and UAS saw a decline (~\$200 thousand, 17 percent) from FY2018 performance levels. UA continues to make investments in this important mission area through internal reallocation.

Economic Development

Science, Technology, Engineering and Mathematics (STEM) Graduates

One standard measure of a state's knowledge economy is its number of STEM graduates. STEM programs qualify graduates to work in science, technology, engineering and mathematics related professions. UA awarded about 180 fewer (11 percent) Science, Technology, Engineering and Math related degrees in FY2019 than in FY2018. Roughly 60 percent of the decrease in awards from FY2018 to FY2019 was from nursing and allied health programs across the system, 25 percent from vocational technology programs, and another 20 percent from engineering and related programs.

New Invention Disclosures

Commercializing intellectual property developed by UA faculty, students, and staff is a critical component of Alaska's economic future. UA continues to advance intellectual property, a process that begins with invention disclosures. Over time, some result in commercialization of technologies valuable to Alaska and its economy by creating new jobs and revenue. The total number of invention disclosures made during FY2019 exceeds UA's 2025 goal by nearly 21 percent. UAA had 14 new invention disclosures in FY2019, up 75 percent from the year prior. UAF remained strong with 24 new invention disclosures in FY2019, about the same number as observed in FY2018. UAS had 3 new invention disclosures in FY2019. The increased activity was due in part to internal reallocation of funds in support of UAA INNOVATE small grant awards.

Cost Effectiveness

As the University of Alaska examines how best to position itself to meet the future needs of Alaska and its students, steps have been taken to reduce administrative and operating costs, freeing up funds for investment in high priority programs and services. The university continues to work to mitigate state funding decreases by increasing alternative revenue sources, including enrollment growth strategies, philanthropic giving, the land grant initiative and cost containment. Recent examples include:

Human Resources Organizational Redesign

The new, integrated, HR organizational structure went into effect September 2019. Human Resources will be led by directors focused on a functional area across the entire system. This will lead to more efficient and effective processes. UA expects to reduce HR cost by \$500,000 in FY2020, with potential for additional savings as the redesign moves into its next phase. One of the new functional areas is organizational development. The organizational development specialist will provide advanced leadership in organizational development, assessment, reporting, and training to support the university's organizational health, development opportunities, and employee engagement. HR staff will develop expertise in one area to provide exceptional and consistent customer service.

Restructure UA Procurement

Effective September 2019, Procurement and Contract Services (PCS) was integrated across the university system and reports to Statewide. The integration, resulting from collaboration between the system office and campus administrative leadership, follows the Board of Regents direction to consolidate and standardize administrative areas. The new structure will provide recurring annual saving of \$300,000 for the university. The new University of Alaska Department of Procurement and Contract Services (PCS) will be under the direction of the Chief Procurement Officer (CPO) and will manage all procurements across the system larger than \$25,000 as well as all other procurements that cannot be made using a procurement card or performed by distributed procurement staff. With the new single department structure, procurement officers will be assigned work in commodity/service groups for all locations across the system. This will allow procurement officers to become subject matter experts regarding the commodities and services they are buying, making them better able to

identify economies of scale and potential cost saving opportunities for the university.

In addition, the PCS card administration staff will be responsible for the issuance, administration and audit of procurement cards and travel cards across the system. Anticipated benefits of the restructure:

- Budgetary savings due to a reduction of 2 FTE through attrition.
- Alignment of procurement practices and procedures across the system.
- Improved ability for procurement officers to identify economies of scale and cost savings opportunities across the system.
- Increased career development and job portability opportunities for procurement staff.

Information Technology Improvements

The university's Information Technology Council (ITC)—composed of representatives from the three universities and faculty, staff, and student governance organizations—with assistance from IT experts at Gartner, and utilizing best-practice higher education capability models, frameworks, and benchmarks from Gartner, EDUCAUSE, and other industry associations, is identifying opportunities to improve seamless student experience; reduce costs; and drive out unplanned redundancies, non-differentiating preferences and inconsistencies, as well as unnecessary/unsustainable customizations. Incorporating best practices, the group is working to develop approaches in FY2020 for realizing efficiencies, while at the same time addressing capability gaps and improving capacity to pursue modern strategic initiatives in FY2021 and beyond.

Student Access

On behalf of its students, UA is pleased by continuation of the Alaska Performance Scholarship (APS) and the Alaska Education Grant (AEG). Preserving these programs is good for students and the state, as both programs are recognized to improve the college-going rate, preparedness for college, and retention and graduation rates for Alaska high school students. Significant, multi-year scholarship support is associated with increased probability of graduation within six years for all students, with enhanced graduation rates for students who are better prepared for college.

UA continues the initiative, which began in the fall semester 2018, to reduce tuition rates by 25 percent in selected Career and Technical Education (CTE) programs. The reduced tuition applies to 50 programs and 305 courses at UAA, UAF and UAS and their community campuses statewide. Tuition discounting at the community campuses is making these programs more accessible to low-income students.

Campus Culture

UA continued initiatives to grow a culture of respect, safety, and "doing the right thing" across the university system through increased training and development, community awareness, student support and counseling, climate assessments, and improved processes. FY2019 activities include:

- Training and Development: Human Resources provided a series of facilitated professional development training for employees and supervisors. Training included team career ladder development, leadership essentials, and performance management best practices. In addition, UA regular employees were required to complete the following trainings:
 - i. Anti-bullying in the Workplace training
 - ii. Injury and Illness Prevention
 - iii. Hazard Communication
 - iv. Title IX (First time)
 - v. Title IX Refresher
- Title IX Climate Assessments: The university conducted a student campus climate survey in March 2019 and 10,000 undergraduate and graduate students were invited to participate.
- Growing a Culture of Respect Initiative: In November 2018, the UA Leadership Forum gathered approximately 100 leaders from across the system. This leadership group was brought together to discuss what a culture of respect looks like to them and what they could do to enhance a culture of respect.

In December 2018 Human Resources worked with an organizational and leadership development consultant to develop and start the "Growing a Culture of Respect" initiative. The initiative focused on creating an environment that demonstrates respect for all people and ensures the university is a healthy place to work and learn.

The consultant engaged university leaders between January and June 2019 in envisioning the initiative's implementation and how to ensure coherence across the system. Additionally, the campuses were engaged through forums in March to solicit aspirations and learn from a range of perspectives and experiences. Campuses were able to share with each other their current culture improvement initiatives and efforts that are currently underway.

Philanthropy

UA is in its first ever system-wide fundraising effort. The Campaign Plan was approved in September 2018, with a “quiet phase” (standard in philanthropic campaigns) expected to continue through FY2020. Investments in this extraordinary campaign effort, including increased staffing and support for fundraising, are expected to return between \$6 and \$12 for every dollar invested over the coming 3-5 years. As a revenue generating function, fundraising is one of the smartest investments UA can make for the future of education in Alaska.

Counting for UA's First Systemwide Fundraising Campaign began in FY 2017. Since then, approximately \$98 million has been raised in outright gifts and pledges, planned gifts and private grants. This includes contributions from more than 6,000 first-time donors, about 45 percent of the total number of unique donors to date. Efforts are underway to enhance collaboration among the development staffs across the system.

Starting in mid-FY2019 donors have consistently reported concern about the status of the University. This has led to reluctance to contribute. Direct fundraisers, UA Foundation employees and university relations personnel are working with UA leadership, faculty and staff to raise confidence in the university system, with the goal of enhancing revenue from private grants.

Effective and Efficient Use of Resources

UA has put over 96 percent of the funding appropriated for deferred maintenance, renewal, and repurposing projects between FY2013 and FY2019 to work, taking the opportunity to reduce operating costs as part of each capital renewal project.

UA campuses are actively managing space to increase utilization and to reduce the cost of facilities ownership. Space management strategies being used are:

- Selling, leasing or public-private-partnerships (P3) of facilities and land to provide a source of capital for reinvestment, reduce recurring asset maintenance costs and potentially reduce ownership risk.
- Reviewing space utilization and management strategies across campuses.
- Identifying facilities for possible demolition that are beyond their useful life.
- Identifying facilities for possible adaptive reuse.

At the October 31, 2019 Board of Regents Facilities and Land Management Committee meeting, UA administration reported on capital asset monetization opportunities. The identified properties present opportunities for the selling, leasing or public-private-partnerships (P3) of facilities and land to provide a source of capital, reduce maintenance costs and potentially reduce ownership. UA will be working with a consultant to evaluate the various forms of monetization and the pros and cons of the various options so that UA can narrow its focus and pursue options that are in UA's best interest and that have long-term sustainable benefits.

UA is actively seeking to remedy its historic land grant deficit and, in the meantime, putting together a land development program that will drive development in communities across the state. At the October 31, 2019 Board of Regents Facilities and Land Management Committee meeting, UA administration provided an updated on the Land Grant Initiative. The initial focus has been assessment of UA's existing portfolio of land and identification of a specific pool from which the 360,000 acres still due to UA could be selected.

Institutional Accreditation

In 2019, the Northwest Commission on Colleges and Universities (NWCCU) reaffirmed institutional accreditations for UAA and UAS. This action was based on comprehensive Self-Evaluation Reports and peer evaluation site visits. UAF will continue its accreditation reaffirmation process with a NWCCU site visit in 2020.

Key Department Challenges

Enrollment

UA served 16,721 full-time equivalent students in FY2019, nearly 5 percent fewer than in FY2018 and 18.4 percent fewer than in FY2014. One student full-time equivalent (FTE) represents the number of credits required for “on-time” graduation. The number of student FTEs at UA peaked in FY2012 and has been gradually declining since.

Alaska has historically had one of the lowest college-going rates in the nation and consistently ranks last or second to last of all 50 states in the percentage of high school graduates going to college immediately after high school. The University of Alaska and State of Alaska Department of Education and Early Development have a common goal of increasing the proportion of Alaska high school graduates who go on to college directly after graduating, however observable progress has been difficult to achieve. Over the last five years, the percent of Alaskan high school graduates going directly to college dropped from 46.4 percent to 45.9 percent to 44.0 percent, a decline of 5.2 percent. The national average for the percent of graduates going directly to college following high school was 67 percent, for comparison. (National Center for Education Statistics https://nces.ed.gov/programs/coe/indicator_cpa.asp)

In addition, as of 2017, only 37.8 percent of Alaskans have at least an associate degree, compared to a national average of 42.4 percent.

(Lumina Foundation <http://strongernation.luminafoundation.org/report/2019/#state/AK>).

Numerous initiatives are underway to increase enrollment.

Accreditation

In late September 2019, the Board of Regents received a letter from the Northwest Commission on Colleges and Universities (NWCCU) expressing concerns related to shared governance tenants and clarity, roles, and responsibilities. The UA Board of Regents and the three university chancellors responded to NWCCU concerns. The NWCCU subsequently responded that UA leadership was on the right path toward clarifying leadership roles and responsibilities and creating opportunities for increased participation in university decision making.

Financial

The challenge of addressing enrollment declines observed over the last few years has occurred simultaneously with significant declines in state and federal revenue. Enrollment declines also negatively impact UA student tuition and fee revenue, even with a tuition rate increase approved by the Board of Regents to take effect in Academic Year 2020. State funding cuts coupled with enrollment reductions have necessarily resulted in severe budget reductions, mostly in the form of personnel. Approximately 1,200 fewer people are employed by UA today than four years ago. While these reductions have impaired performance, as described above, UA has established important goals and is investing in strategic initiatives in support of those goals.

A compensation system enables the university to be competitive in recruiting, developing, rewarding, and retaining faculty, staff and student employees committed to excellence on behalf of the university's mission. The effects of UA's budget reductions over the last several years have impacted the UA Board of Regents ability to fund ongoing increases to UA's compensation and benefits package. To help remedy this situation, UA completed a comprehensive compensation and benefits review to optimize internal equity, retention, and recruitment. These adjustments are funded through reallocation at each university.

Due to state funding uncertainties and declining enrollment, two credit rating agencies downgraded UA's credit worthiness in 2019. In July 2019, the credit rating committee of Moody's Corporation decided to downgrade the credit rating of the University of Alaska from its current A1 rating to Baa1 with a negative outlook. In October 2019, Standard & Poor's downgraded UA from AA- to A+ with a stable outlook.

In addition to loss of state funding, UA is also facing economic challenges related to:

- The risk of reduced federal funding for research;
- Continued high energy costs;
- State population loss; and

- The rise of online, high quality alternatives to UA.

Significant Changes in Results to be Delivered in FY2021

UA's accomplishments have been made possible because of investments made by the state and federal government to support operations, programs, and research; by private companies, foundations, and individuals, including growing numbers of alumni whose philanthropy enables a margin of excellence; and by UA students and their families who demonstrate their beliefs in what Alaska's universities provide through their tuition dollars. UA will continue to seek input from the public, K-12, corporate and business leaders, as well as from the university community, to develop a budget that focuses on the state's highest priorities for UA in the coming years.

In 2017, the Board of Regents established five strategic goals:

- Contribute to Alaska's economic development.
- Provide Alaska's skilled workforce.
- Grow our world class research.
- Increase degree attainment.
- Operate more cost effectively.

These goals have helped UA focus effort and investment into initiatives that serve the higher education needs of Alaska. However, in light of several long-term headwinds—such as enrollment declines since 2011 and nearly continuous state funding reductions since FY2014—UA's ability to invest in the strategic initiatives that drive these goals has been severely constrained. As a result, the president and the Board of Regents plan to review the goals and revise the specific measures in light of the university's current and expected fiscal condition.

Educational Attainment

The university's students are its most valuable constituency. Not only is it UA's responsibility to provide for student success, but UA must encourage students to graduate in a timely manner. Increasing degree attainment means inspiring more college-going, working to educate more skilled graduates, and providing degree programs that lead to future success. The educational success of students attending the University of Alaska is among its highest priorities. The university is committed to preparing Alaskans to become educated members of the state's workforce and to meet the state's workforce needs. UA's graduates will continue to find opportunity in many sectors of the Alaska economy – in fields such as research, teaching, engineering, and nursing, as well as for those who choose a career in the trades or innovation.

Performance Measures:

- UA seeks to meet the state's needs for an educated population by increasing student full-time equivalent enrollment.
- UA seeks to help meet the state's need for an educated population by increasing the annual number of student completions.

Workforce Development

Historically Alaskans have benefited from high-paying jobs that do not require high levels of educational attainment. However, the economy and workforce landscape of Alaska is changing rapidly and UA must prepare for a new wave of employment opportunities that will require more than a high school diploma. According to national research, by 2025, 65 percent of jobs will require some form of post-secondary education. If K-12, vocational programs and UA education can prepare Alaskans for these jobs, Alaskans will fill them. Otherwise, Alaska will continue to face a shortage of skilled employees and will have to import labor from outside the state. In order to increase the number of students enrolling in post-secondary training UA is working to change the culture of education in the state and increase enrollment throughout the university system, especially in critical areas such as teacher education and health programs.

Performance Measures:

- UA seeks to increase the percentage of UA-trained new educators hired in Alaska.
- UA seeks to increase the number of graduates from health programs.

Research

Research contributes to every aspect of Alaska life – it drives innovation and discovery, spurs outside investment, generates a significant percentage of UA’s annual revenue and is critical for future economic growth. UA leads the world in Arctic research, which provides the foundation of its international reputation. UA is a leader in climate research, atmospheric and biological science, geophysics, cold climate engineering, behavioral health, indigenous cultures and languages, and natural resource management. UA advances basic and applied knowledge by engaging on complex social, scientific and economic issues, and works to solve real-world challenges that will benefit our people, communities, environment and economy. Alaska is a living laboratory of glaciers, permafrost, oceans, subarctic climate and ancient cultures. UA is uniquely situated to study these rapidly changing ecosystems and to help our people, industry, environment and economy adapt. UA is part of a national network of public research universities that account for 66 percent of all university research and development expenditures and which conduct much of the nation’s core STEM research.

Performance Measures:

- UA seeks to continue leading the world in Arctic research in terms of publications and citations in academic journals. By meeting this goal, UA attracts national and international attention, which strengthens UA’s students’ experience and contributes to solving problems.
- UA seeks to increase research expenditures.

Economic Development

Alaska’s economy depends upon resource extraction and development industries; the future well-being of the state economy requires both continued support for responsible resource development and economic diversification, and innovation. The University (UA), through its three universities and 13 community campuses, is uniquely suited to drive change in the economy and to educate graduates who will lead a new era of economic development. To meet the challenge of transforming Alaska’s economy UA must increase the number of scientists, mathematicians, engineers, technicians and other innovators working in the state. To accomplish this goal requires overcoming historically low educational attainment rates, addressing disparities in rural education opportunities and shifting the culture of education in the state. UA must also monetize its research through commercialization of inventions, patents and discoveries that benefit Alaska’s economy.

Performance Measures:

- UA seeks to contribute to Alaska's economic development by increasing the number of Science, Technology, Engineering, and Mathematics (STEM) graduates.
- UA seeks to contribute to Alaska's economic development by maintaining the number of new invention disclosures made during a fiscal year.

UA stands ready for investment in its plan, so it can contribute to a strong and sustainable Alaska through its focus on goals and strategies that drive economic development, workforce development, research, educational attainment, and cost effectiveness.

Contact Information	
<p>President: James R. Johnsen Phone: (907) 450-8000 E-mail: ua.president@alaska.edu</p>	<p>Vice President, University Relations: Michelle Rizk Phone: (907) 450-8187 E-mail: marizk@alaska.edu</p>

FY2021 Capital Budget Request					
Project Title	Unrestricted Gen (UGF)	Designated Gen (DGF)	Other Funds	Federal Funds	Total Funds
UAF USArray Earthquake Monitoring Network	2,500,000	0	0	16,500,000	19,000,000
Department Total	2,500,000	0	0	16,500,000	19,000,000

FY2021 Capital Budget Request					
Project Title	Unrestricted Gen (UGF)	Designated Gen (DGF)	Other Funds	Federal Funds	Total Funds
UAF USArray Earthquake Monitoring Network	2,500,000	0	0	16,500,000	19,000,000
Department Total	2,500,000	0	0	16,500,000	19,000,000

This is an appropriation level summary only. For allocations and the full project details see the capital budget.

Summary of Department Budget Changes by RDU

From FY2020 Management Plan to FY2021 Governor

All dollars shown in thousands

	<u>Unrestricted Gen (UGF)</u>	<u>Designated Gen (DGF)</u>	<u>Other Funds</u>	<u>Federal Funds</u>	<u>Total Funds</u>
FY2020 Management Plan	302,033.5	331,824.1	82,599.5	140,225.9	856,683.0
One-time items:					
-Univ of Alaska Anchorage	0.0	0.0	-1,681.5	0.0	-1,681.5
Adjustments which continue current level of service:					
-Univ of Alaska Anchorage	0.0	0.0	1,666.5	0.0	1,666.5
Proposed budget decreases:					
-Statewide Services	-1,725.0	0.0	0.0	0.0	-1,725.0
-Univ of Alaska Anchorage	-9,525.0	0.0	0.0	0.0	-9,525.0
-Univ of Alaska Fairbanks	-13,750.0	0.0	0.0	0.0	-13,750.0
FY2021 Governor	277,033.5	331,824.1	82,584.5	140,225.9	831,668.0

Department Totals
University of Alaska

Description	FY2019 Actuals	FY2020 Conference Committee	FY2020 Authorized	FY2020 Management Plan	FY2021 Governor	FY2020 Management Plan vs FY2021 Governor	
Department Totals	817,952.9	876,683.0	856,683.0	856,683.0	831,668.0	-25,015.0	-2.9%
Objects of Expenditure:							
71000 Personal Services	451,342.7	471,597.2	471,597.2	464,289.6	464,289.6	0.0	0.0%
72000 Travel	16,199.2	16,215.0	16,215.0	15,979.0	15,979.0	0.0	
73000 Services	194,664.9	265,068.3	265,068.3	237,842.1	212,827.1	-25,015.0	-10.5%
74000 Commodities	57,889.7	52,384.5	52,384.5	60,499.0	60,499.0	0.0	0.0%
75000 Capital Outlay	34,740.7	12,967.0	12,967.0	16,181.8	16,181.8	0.0	0.0%
77000 Grants, Benefits	28,910.9	35,459.2	35,459.2	33,672.6	33,672.6	0.0	0.0%
78000 Miscellaneous	34,204.8	22,991.8	2,991.8	28,218.9	28,218.9	0.0	0.0%
Funding Source:							
1002 Fed Rcpts (Fed)	122,653.2	140,225.9	140,225.9	140,225.9	140,225.9	0.0	0.0%
1003 G/F Match (UGF)	4,777.3	4,777.3	4,777.3	4,777.3	4,777.3	0.0	0.0%
1004 Gen Fund (UGF)	321,450.4	316,450.4	296,450.4	296,450.4	271,450.4	-25,000.0	-8.4%
1007 I/A Rcpts (Other)	9,796.2	14,616.0	14,616.0	14,616.0	14,616.0	0.0	0.0%
1037 GF/MH (UGF)	728.7	805.8	805.8	805.8	805.8	0.0	0.0%
1048 Univ Rcpt (DGF)	280,210.0	326,203.8	326,203.8	326,203.8	326,203.8	0.0	0.0%
1061 CIP Rcpts (Other)	3,200.8	8,181.0	8,181.0	8,181.0	8,181.0	0.0	0.0%
1092 MHTAAR (Other)	1,507.6	1,681.5	1,681.5	1,681.5	1,666.5	-15.0	-0.9%
1151 VoTech Ed (DGF)	4,926.4	5,619.3	5,619.3	5,619.3	5,619.3	0.0	0.0%
1174 UA I/A (Other)	68,701.8	58,121.0	58,121.0	58,121.0	58,121.0	0.0	0.0%
1234 LicPlates (DGF)	0.5	1.0	1.0	1.0	1.0	0.0	0.0%
Totals:							
Unrestricted Gen (UGF)	326,956.4	322,033.5	302,033.5	302,033.5	277,033.5	-25,000.0	-8.3%
Designated Gen (DGF)	285,136.9	331,824.1	331,824.1	331,824.1	331,824.1	0.0	0.0%
Other Funds	83,206.4	82,599.5	82,599.5	82,599.5	82,584.5	-15.0	0.0%
Federal Funds	122,653.2	140,225.9	140,225.9	140,225.9	140,225.9	0.0	0.0%
Positions:							
Permanent Full Time	3,993	3,994	3,994	3,994	3,994	0	0.0%
Permanent Part Time	189	189	189	189	189	0	0.0%
Non Permanent	0	0	0	0	0	0	0.0%

Component Summary Unrestricted General Funds Only
University of Alaska

Results Delivery Unit/ Component	FY2019 Actuals	FY2020 Conference Committee	FY2020 Authorized	FY2020 Management Plan	FY2021 Governor	FY2020 Management Plan vs FY2021 Governor	
Budget Reductions/Additions							
Systemwide Reduction/Additions	0.0	-5,825.0	-25,825.0	0.0	0.0	0.0	0.0%
RDU Totals:	0.0	-5,825.0	-25,825.0	0.0	0.0	0.0	0.0%
Statewide Services							
Statewide Services	8,934.9	10,361.6	10,361.6	10,815.7	9,090.7	-1,725.0	-15.9%
Office of Information Technology	9,120.3	7,420.3	7,420.3	7,520.3	7,520.3	0.0	0.0%
RDU Totals:	18,055.2	17,781.9	17,781.9	18,336.0	16,611.0	-1,725.0	-9.4%
University of Alaska Anchorage							
Anchorage Campus	102,728.7	103,084.6	103,084.6	92,595.1	83,070.1	-9,525.0	-10.3%
Small Business Dev Center	959.6	959.6	959.6	959.6	959.6	0.0	0.0%
Kenai Peninsula College	6,309.0	0.0	0.0	0.0	0.0	0.0	0.0%
Kodiak College	2,420.0	0.0	0.0	0.0	0.0	0.0	0.0%
Matanuska-Susitna College	4,652.1	0.0	0.0	0.0	0.0	0.0	0.0%
Prince Wm Sound College	2,693.1	0.0	0.0	0.0	0.0	0.0	0.0%
RDU Totals:	119,762.5	104,044.2	104,044.2	93,554.7	84,029.7	-9,525.0	-10.2%
University of Alaska Fairbanks							
Fairbanks Campus	123,190.3	127,027.3	127,027.3	111,137.7	97,387.7	-13,750.0	-12.4%
Fairbanks Organized Research	23,873.3	21,831.7	21,831.7	21,831.7	21,831.7	0.0	0.0%
Bristol Bay Campus	1,250.0	0.0	0.0	0.0	0.0	0.0	0.0%
Chukchi Campus	782.4	0.0	0.0	0.0	0.0	0.0	0.0%
College of Rural and Comm Dev	4,462.3	0.0	0.0	0.0	0.0	0.0	0.0%
Interior Alaska Campus	1,425.9	0.0	0.0	0.0	0.0	0.0	0.0%
Kuskokwim Campus	2,584.6	0.0	0.0	0.0	0.0	0.0	0.0%
Northwest Campus	1,344.6	0.0	0.0	0.0	0.0	0.0	0.0%
UAF Community and Tech College	4,818.1	0.0	0.0	0.0	0.0	0.0	0.0%
RDU Totals:	163,731.5	148,859.0	148,859.0	132,969.4	119,219.4	-13,750.0	-10.3%
University of Alaska Anchorage CC							
Kenai Peninsula College	0.0	6,289.1	6,289.1	6,289.1	6,289.1	0.0	0.0%
Kodiak College	0.0	2,303.3	2,303.3	2,303.3	2,303.3	0.0	0.0%
Matanuska-Susitna College	0.0	4,568.7	4,568.7	4,568.7	4,568.7	0.0	0.0%
Prince Wm Sound College	0.0	2,666.7	2,666.7	2,666.7	2,666.7	0.0	0.0%
RDU Totals:	0.0	15,827.8	15,827.8	15,827.8	15,827.8	0.0	0.0%
University of Alaska Fairbanks CC							
Bristol Bay Campus	0.0	1,100.3	1,100.3	1,100.3	1,100.3	0.0	0.0%
Chukchi Campus	0.0	607.8	607.8	607.8	607.8	0.0	0.0%
College of Rural and Comm Dev	0.0	4,786.3	4,786.3	4,786.3	4,786.3	0.0	0.0%
Interior Alaska Campus	0.0	1,294.5	1,294.5	1,294.5	1,294.5	0.0	0.0%
Kuskokwim Campus	0.0	2,324.6	2,324.6	2,324.6	2,324.6	0.0	0.0%
Northwest Campus	0.0	1,161.7	1,161.7	1,161.7	1,161.7	0.0	0.0%
UAF Community and Tech College	0.0	4,635.8	4,635.8	4,635.8	4,635.8	0.0	0.0%
RDU Totals:	0.0	15,911.0	15,911.0	15,911.0	15,911.0	0.0	0.0%
University of Alaska Southeast							
Juneau Campus	20,769.5	20,796.9	20,796.9	21,209.1	21,209.1	0.0	0.0%
Ketchikan Campus	2,110.9	2,110.9	2,110.9	1,959.6	1,959.6	0.0	0.0%
Sitka Campus	2,526.8	2,526.8	2,526.8	2,265.9	2,265.9	0.0	0.0%
RDU Totals:	25,407.2	25,434.6	25,434.6	25,434.6	25,434.6	0.0	0.0%

Component Summary Unrestricted General Funds Only
University of Alaska

Results Delivery Unit/ Component	FY2019 Actuals	FY2020 Conference Committee	FY2020 Authorized	FY2020 Management Plan	FY2021 Governor	FY2020 Management Plan vs FY2021 Governor	
Unrestricted Gen (UGF):	326,956.4	322,033.5	302,033.5	302,033.5	277,033.5	-25,000.0	-8.3%
Designated Gen (DGF):	0.0	0.0	0.0	0.0	0.0	0.0	0.0%
Other Funds:	0.0	0.0	0.0	0.0	0.0	0.0	0.0%
Federal Funds:	0.0	0.0	0.0	0.0	0.0	0.0	0.0%
Total Funds:	326,956.4	322,033.5	302,033.5	302,033.5	277,033.5	-25,000.0	-8.3%

Component Summary All Funds
University of Alaska

Results Delivery Unit/ Component	FY2019 Actuals	FY2020 Conference Committee	FY2020 Authorized	FY2020 Management Plan	FY2021 Governor	FY2020 Management Plan vs FY2021 Governor	
Budget Reductions/Additions							
Systemwide Reduction/Additions	0.5	-5,131.1	-25,131.1	1.0	1.0	0.0	0.0%
RDU Totals:	0.5	-5,131.1	-25,131.1	1.0	1.0	0.0	0.0%
Statewide Services							
Statewide Services	26,294.1	34,302.2	34,302.2	38,556.3	36,831.3	-1,725.0	-4.5%
Office of Information Technology	14,262.3	17,065.1	17,065.1	17,165.1	17,165.1	0.0	0.0%
RDU Totals:	40,556.4	51,367.3	51,367.3	55,721.4	53,996.4	-1,725.0	-3.1%
University of Alaska Anchorage							
Anchorage Campus	257,853.4	265,995.8	265,995.8	255,925.7	246,385.7	-9,540.0	-3.7%
Small Business Dev Center	2,511.2	3,684.6	3,684.6	3,684.6	3,684.6	0.0	0.0%
Kenai Peninsula College	13,620.8	0.0	0.0	0.0	0.0	0.0	0.0%
Kodiak College	4,192.4	0.0	0.0	0.0	0.0	0.0	0.0%
Matanuska-Susitna College	9,309.2	0.0	0.0	0.0	0.0	0.0	0.0%
Prince Wm Sound College	5,244.9	0.0	0.0	0.0	0.0	0.0	0.0%
RDU Totals:	292,731.9	269,680.4	269,680.4	259,610.3	250,070.3	-9,540.0	-3.7%
University of Alaska Fairbanks							
Fairbanks Campus	261,217.6	268,535.4	268,535.4	250,219.3	236,469.3	-13,750.0	-5.5%
Fairbanks Organized Research	140,547.3	143,289.6	143,289.6	140,789.6	140,789.6	0.0	0.0%
Bristol Bay Campus	3,059.0	0.0	0.0	0.0	0.0	0.0	0.0%
Chukchi Campus	956.9	0.0	0.0	0.0	0.0	0.0	0.0%
College of Rural and Comm Dev	7,414.8	0.0	0.0	0.0	0.0	0.0	0.0%
Interior Alaska Campus	3,751.9	0.0	0.0	0.0	0.0	0.0	0.0%
Kuskokwim Campus	4,571.1	0.0	0.0	0.0	0.0	0.0	0.0%
Northwest Campus	2,126.5	0.0	0.0	0.0	0.0	0.0	0.0%
UAF Community and Tech College	11,306.9	0.0	0.0	0.0	0.0	0.0	0.0%
RDU Totals:	434,952.0	411,825.0	411,825.0	391,008.9	377,258.9	-13,750.0	-3.5%
Enterprise Entities							
UA Foundation	3,791.5	3,987.7	3,987.7	4,263.9	4,263.9	0.0	0.0%
Education Trust of Alaska	2,225.5	1,625.4	1,625.4	2,749.2	2,749.2	0.0	0.0%
RDU Totals:	6,017.0	5,613.1	5,613.1	7,013.1	7,013.1	0.0	0.0%
University of Alaska Anchorage CC							
Kenai Peninsula College	0.0	16,301.6	16,301.6	16,207.7	16,207.7	0.0	0.0%
Kodiak College	0.0	5,600.0	5,600.0	5,564.1	5,564.1	0.0	0.0%
Matanuska-Susitna College	0.0	13,315.4	13,315.4	13,381.2	13,381.2	0.0	0.0%
Prince Wm Sound College	0.0	6,277.1	6,277.1	6,252.4	6,252.4	0.0	0.0%
RDU Totals:	0.0	41,494.1	41,494.1	41,405.4	41,405.4	0.0	0.0%
University of Alaska Fairbanks CC							
Bristol Bay Campus	0.0	4,052.6	4,052.6	4,052.6	4,052.6	0.0	0.0%
Chukchi Campus	0.0	2,185.4	2,185.4	2,185.4	2,185.4	0.0	0.0%
College of Rural and Comm Dev	0.0	9,211.2	9,211.2	9,211.2	9,211.2	0.0	0.0%
Interior Alaska Campus	0.0	5,259.0	5,259.0	5,239.0	5,239.0	0.0	0.0%
Kuskokwim Campus	0.0	6,042.8	6,042.8	5,969.1	5,969.1	0.0	0.0%
Northwest Campus	0.0	4,930.7	4,930.7	5,030.4	5,030.4	0.0	0.0%
UAF Community and Tech College	0.0	13,205.4	13,205.4	13,305.0	13,305.0	0.0	0.0%
RDU Totals:	0.0	44,887.1	44,887.1	44,992.7	44,992.7	0.0	0.0%
University of Alaska Southeast							

Component Summary All Funds
University of Alaska

Results Delivery Unit/ Component	FY2019 Actuals	FY2020 Conference Committee	FY2020 Authorized	FY2020 Management Plan	FY2021 Governor	FY2020 Management Plan vs FY2021 Governor	
Juneau Campus	33,051.3	43,982.5	43,982.5	44,390.9	44,390.9	0.0	0.0%
Ketchikan Campus	4,431.5	5,401.1	5,401.1	5,240.3	5,240.3	0.0	0.0%
Sitka Campus	6,212.3	7,563.5	7,563.5	7,299.0	7,299.0	0.0	0.0%
RDU Totals:	43,695.1	56,947.1	56,947.1	56,930.2	56,930.2	0.0	0.0%
Unrestricted Gen (UGF):	326,956.4	322,033.5	302,033.5	302,033.5	277,033.5	-25,000.0	-8.3%
Designated Gen (DGF):	285,136.9	331,824.1	331,824.1	331,824.1	331,824.1	0.0	0.0%
Other Funds:	83,206.4	82,599.5	82,599.5	82,599.5	82,584.5	-15.0	0.0%
Federal Funds:	122,653.2	140,225.9	140,225.9	140,225.9	140,225.9	0.0	0.0%
Total Funds:	817,952.9	876,683.0	856,683.0	856,683.0	831,668.0	-25,015.0	-2.9%
Permanent Full Time:	3,993	3,994	3,994	3,994	3,994	0	0.0%
Permanent Part Time:	189	189	189	189	189	0	0.0%
Non Permanent:	0	0	0	0	0	0	0.0%
Total Positions:	4,182	4,183	4,183	4,183	4,183	0	0.0%

**State of Alaska
FY2021 Governor's Operating Budget**

**University of Alaska
Budget Reductions/Additions - Systemwide
RDU/Component Budget Summary**

RDU/Component: Budget Reductions/Additions - Systemwide

Contribution to Department's Mission

This RDU is used for budgetary purposes only. Its components are used for systemwide unallocated funding and legislative adjustments. Legislated funds are distributed at the direction of the Board of Regents to the components where the actual expenditures occur.

Core Services

- This RDU is used for budgetary purposes only. Its components are used for systemwide unallocated funding and legislative adjustments. Legislated funds are distributed at the direction of the Board of Regents to the components where the actual expenditures occur.

Major Component Accomplishments in 2019

This RDU is used for budgetary purposes only. Its components are used for systemwide unallocated funding and legislative adjustments. Legislated funds are distributed at the direction of the Board of Regents to the components where the actual expenditures occur.

Key Component Challenges

This RDU is used for budgetary purposes only. Its components are used for systemwide unallocated funding and legislative adjustments. Legislated funds are distributed at the direction of the Board of Regents to the components where the actual expenditures occur.

Significant Changes in Results to be Delivered in FY2021

This RDU is used for budgetary purposes only. Its components are used for systemwide unallocated funding and legislative adjustments. Legislated funds are distributed at the direction of the Board of Regents to the components where the actual expenditures occur.

Statutory and Regulatory Authority

No statutes and regulations.

Contact Information

Contact: Michelle Rizk, Vice President, University Relations
Phone: (907) 450-8187
E-mail: marizk@alaska.edu

Component Detail All Funds
University of Alaska

Component: Budget Reductions/Additions - Systemwide (1296)
RDU: Budget Reductions/Additions (233)

Non-Formula Component

	FY2019 Actuals	FY2020 Conference Committee	FY2020 Authorized	FY2020 Management Plan	FY2021 Governor	FY2020 Management Plan vs FY2021 Governor	
71000 Personal Services	0.0	0.0	0.0	0.0	0.0	0.0	0.0%
72000 Travel	0.0	0.0	0.0	0.0	0.0	0.0	0.0%
73000 Services	0.5	693.9	693.9	1.0	1.0	0.0	0.0%
74000 Commodities	0.0	0.0	0.0	0.0	0.0	0.0	0.0%
75000 Capital Outlay	0.0	0.0	0.0	0.0	0.0	0.0	0.0%
77000 Grants, Benefits	0.0	0.0	0.0	0.0	0.0	0.0	0.0%
78000 Miscellaneous	0.0	-5,825.0	-25,825.0	0.0	0.0	0.0	0.0%
Totals	0.5	-5,131.1	-25,131.1	1.0	1.0	0.0	0.0%
Fund Sources:							
1004 Gen Fund (UGF)	0.0	-5,825.0	-25,825.0	0.0	0.0	0.0	0.0%
1151 VoTech Ed (DGF)	0.0	692.9	692.9	0.0	0.0	0.0	0.0%
1234 LicPlates (DGF)	0.5	1.0	1.0	1.0	1.0	0.0	0.0%
Unrestricted General (UGF)	0.0	-5,825.0	-25,825.0	0.0	0.0	0.0	0.0%
Designated General (DGF)	0.5	693.9	693.9	1.0	1.0	0.0	0.0%
Other Funds	0.0	0.0	0.0	0.0	0.0	0.0	0.0%
Federal Funds	0.0	0.0	0.0	0.0	0.0	0.0	0.0%
Positions:							
Permanent Full Time	0	0	0	0	0	0	0.0%
Permanent Part Time	0	0	0	0	0	0	0.0%
Non Permanent	0	0	0	0	0	0	0.0%

Change Record Detail - Multiple Scenarios with Descriptions
University of Alaska

Component: Budget Reductions/Additions - Systemwide (1296)

RDU: Budget Reductions/Additions (233)

Scenario/Change Record Title	Trans Type	Totals	Personal Services	Travel	Services	Commodities	Capital Outlay	Grants, Benefits	Miscellaneous	Positions		NP
										PFT	PPT	
***** Changes From FY2020 Conference Committee To FY2020 Authorized *****												
FY2020 Conference Committee												
	ConfCom	-5,131.1	0.0	0.0	693.9	0.0	0.0	0.0	-5,825.0	0	0	0
1004 Gen Fund		-5,825.0										
1151 VoTech Ed		692.9										
1234 LicPlates		1.0										
Reduce Subsidy for University of Alaska Systemwide Campuses												
	Veto	-130,253.1	0.0	0.0	0.0	0.0	0.0	0.0	-130,253.1	0	0	0
1004 Gen Fund		-130,253.1										
<p>Reduces general fund subsidy for the University of Alaska Fairbanks and Anchorage campuses to a subsidy that will be 44 percent higher than the national average. Funding for all of the community campuses, including University of Alaska Southeast remains unchanged. This reduction will provide the opportunity for restructuring, identifying efficiencies, and prioritization of programs, services, and administrative costs.</p> <p>The State's fiscal reality dictates a reduction in expenditures across all agencies.</p>												
Reverse Subsidy for University of Alaska Systemwide Campuses Reduction												
	Inc	110,253.1	0.0	0.0	0.0	0.0	0.0	0.0	110,253.1	0	0	0
1004 Gen Fund		110,253.1										
Legislative add-back appropriation made in Chapter 2, SSSLA2019, of HB2001.												
Subtotal		-25,131.1	0.0	0.0	693.9	0.0	0.0	0.0	-25,825.0	0	0	0
***** Changes From FY2020 Authorized To FY2020 Management Plan *****												
Transfer Authority to Align with Distributions												
	Trout	-692.9	0.0	0.0	-692.9	0.0	0.0	0.0	0.0	0	0	0
1151 VoTech Ed		-692.9										
<p>Transfers between allocations deemed necessary for FY2020.</p> <p>1151 Tech Voc Educ Program</p> <p>(692.9) Budget Reductions/Additions - Systemwide</p> <p>419.4 Anchorage Campus</p> <p>73.5 Fairbanks Campus</p> <p>200.0 Statewide Services</p>												
Transfer Authority to Distribute \$25M of the Unallocated Reduction												
	Trin	25,000.0	0.0	0.0	25,000.0	0.0	0.0	0.0	0.0	0	0	0
1004 Gen Fund		25,000.0										

Change Record Detail - Multiple Scenarios with Descriptions
University of Alaska

Component: Budget Reductions/Additions - Systemwide (1296)

RDU: Budget Reductions/Additions (233)

Scenario/Change Record Title	Trans Type	Totals	Personal Services	Travel	Services	Commodities	Capital Outlay	Grants, Benefits	Miscellaneous	Positions		
										PFT	PPT	NP
Transfers between allocations deemed necessary for FY2020.												
1004 General Fund												
(\$9,163.6) Anchorage Campus												
(\$12,494.5) Fairbanks Campus												
(\$3,341.9) Statewide Services												
\$25,000.0 Systemwide Budget Reductions/Additions												
Transfer Authority to Reallocate Educators Rising												
	Trin	825.0	0.0	0.0	825.0	0.0	0.0	0.0	0.0	0	0	0
1004 Gen Fund		825.0										
This change record reverses the net zero legislative amendment for the Educators Rising program. The Educators Rising program is funded through the university's strategic initiative reallocation.												
1004 General Fund												
(\$825.0) Fairbanks Campus												
\$825.0 Budget Reductions/Additions - Systemwide												
Align Authority with Anticipated Expenditures												
	LIT	0.0	0.0	0.0	-25,825.0	0.0	0.0	0.0	25,825.0	0	0	0
Transfers within the allocation that University management and the Board of Regents have deemed necessary to accurately reflect revenue and expenditure levels for FY2020.												
Subtotal		1.0	0.0	0.0	1.0	0.0	0.0	0.0	0.0	0	0	0
*****		Changes From FY2020 Management Plan To FY2021 Governor										*****
Totals		1.0	0.0	0.0	1.0	0.0	0.0	0.0	0.0	0	0	0

**State of Alaska
FY2021 Governor's Operating Budget**

**University of Alaska
Statewide Services
Results Delivery Unit Budget Summary**

Statewide Services Results Delivery Unit

Contribution to Department's Mission

The University of Alaska (UA) inspires learning, and advances and disseminates knowledge through teaching, research, and public service, emphasizing the North and its diverse peoples.

University Structure

The University of Alaska is composed of four major units: the system office and three separately accredited institutions, University of Alaska Anchorage (UAA), University of Alaska Fairbanks (UAF), and University of Alaska Southeast (UAS).

The chancellor of each institution reports to the president of the university system, who in turn reports to the Board of Regents. The Board has ten members with eight-year appointments and a student regent with a two-year appointment; all members are appointed by the governor and confirmed by the legislature.

System administrators reporting to the president include the university's executives in the areas of finance and administration, university relations, academic affairs and research, information technology, human relations and legal counsel.

Results

(Additional performance information is available on the web at <https://omb.alaska.gov/results>.)

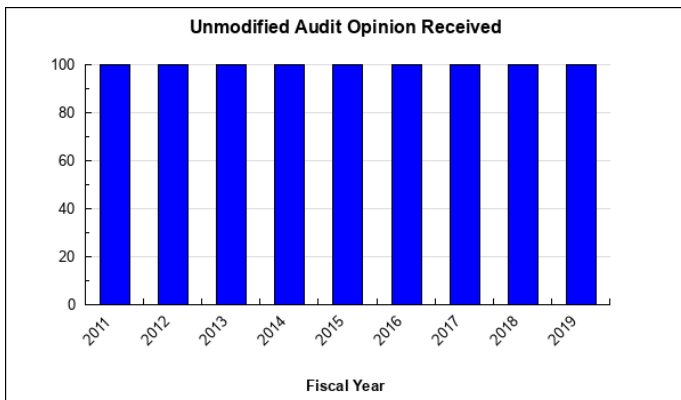
Core Services

- Achieve clean financial statement audit opinions
- Achieve clean audit reports over federal financial assistance compliance and related internal controls

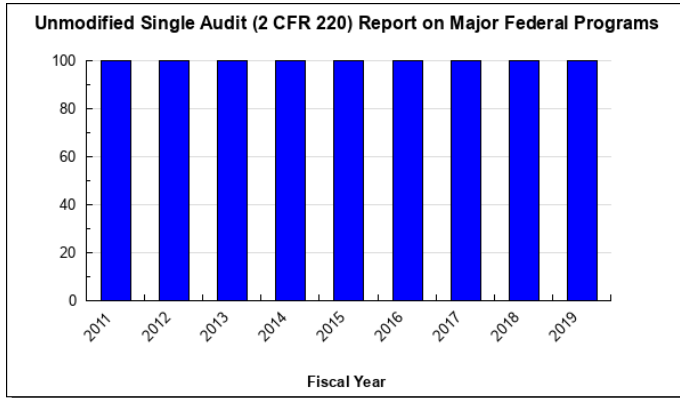
Measures by Core Service

(Additional performance information is available on the web at <https://omb.alaska.gov/results>.)

1. Achieve clean financial statement audit opinions



2. Achieve clean audit reports over federal financial assistance compliance and related internal controls



Major RDU Accomplishments in 2019

During FY2019, Statewide Services completed several projects designed to reduce cost and increase efficacy across the UA System, and continued to provide intermediary support toward the achievement of both institutional and state goals. Significant accomplishments realized by Statewide Services targeted investments and continued support of institutional services include:

- Continuous improvement of institutional cybersecurity capabilities; building faculty, staff, and student awareness of cybercrime and regulatory responsibilities; and providing support for federal and state compliance:
 - Increasing the Office of Information Technology (OIT), Security and Telecommunications' ability to safeguard system-wide infrastructure and the digital computing experience for students, faculty, and staff, through greater focus on IT security projects.
 - Continuing support of initiatives that educate and heighten faculty, staff, and student workers' awareness of regulatory compliance, such as the Family Educational Rights and Privacy Act (FERPA); Gramm-Leach-Bliley Act (GLBA); Health Insurance Portability and Accountability Act (HIPAA); Payment Card Industry Data Security Standard (PCI DSS); and General Data Protection Regulation (GDPR), and the designation of a Data Privacy and Compliance Officer to oversee these efforts.
 - Implementing an electronic learning management and performance evaluation system to ensure all employees complete required training, and are provided with an annual performance review.
 - Received clean audit reports for Federal Financial assistance and related internal controls, and clean financial statement audit opinion.
- Expanding student access:
 - In order to support more Alaskans pursuing higher education, UA implemented a new access portal (UA Gateway) which will, for the first time ever, let students see courses and programs across the UA system that are available to them no matter where they reside across Alaska.
 - Technology-enabled learning spaces through:
 - The collaboration of multiple OIT units, who combine their expertise to create 26 of these spaces in the new UAF Engineering, Learning, and Innovation Facility;
 - The development of collaborative computing spaces in the UAF student library and main UAF underclassmen dorm.
 - Educational experiences and workforce development:
 - Collaborating with Alaska's high schools to deliver dual enrollment credits, providing students with the opportunity to finish college and enter the workforce sooner;
 - Increasing affordability of higher education for Alaskans through implementation of the Occupational Endorsement Certificate tuition discount;
 - Establishing a system-wide Student Success Collaboration, to support the campuses in their efforts to increase student enrollment and success.

- Facilitating several cost optimization and revenue generation projects such as:
 - Implemented a process known as “tail-end hop-off” in which a phone call traverses the computer network to another city, and then hops off that computer network to a local organization. The call acts as if it were placed locally, thus reducing long distance phone charges;
 - Consolidating redundant university directory systems, eliminating complexity, and improving directory services for students, faculty and staff;
 - Automating and improving Human Resource (HR) processes to enhance employee and customer service, reduce manual work, and minimize data entry errors. These continuing efforts have also led to the elimination of several HR paper processes;
 - Implementing a new travel system that utilizes the State of Alaska’s negotiated discounts and provides process efficiencies for UA;
 - Successfully advocated for the extension of the Alaska Education Tax Credit (ETC), preserving an important funding source and industry partnership program;
 - Launched the first ever system-wide fundraising campaign. Fundraising is one of the smartest investments UA can make for the future of education in Alaska.

- Increasing operational efficiencies through the utilization of technology and employee development:
 - Reducing travel through greater utilization of OIT Conferencing Services by providing 13,118 hours of video conferencing across the UA system, resulting in significant savings in travel costs, while preserving the ability to collaborate across UA campuses;
 - Completing a Request for Proposal (RFP) process which resulted in selection of and award to Zoom as UA’s new video conferencing platform;
 - Completed an industry-standard benchmarking and ITScore assessment of OIT in the areas of Information Security, Infrastructure & Operations, Applications, and Program & Portfolio Management;
 - Conducting a leadership development needs assessment that will result in system-wide training to address Alaska’s changing workforce need by developing employee “soft skills”, leadership and management best practices, and succession planning;
 - Conducting UA’s first total compensation market analysis and pay equity study for all staff, faculty, and executives to offer UA employees a market driven salary and benefits program.

Key RDU Challenges

- The continuous requirement to maintain and communicate cybersecurity best practices system-wide in the ever-changing landscape of Internet crime to ensure the safety of students, faculty, and staff online; and keep UA’s data and technology assets accessible and available without compromise. To be effective, it is imperative that funding in this area remains consistent.
- Coordinating disaster preparedness and business continuity planning for the entire UA system, and, at times, working with local and federal agencies, consumes significant resources, and often the need for funding comes in waves, as cost and time-spent can spike when conducting extensive studies or simulations. Due to this, setting a timeline for disaster preparedness and business continuity planning projects can be challenging, particularly when the project is phased over multiple years and funding is dependent on annual appropriations. Although the benefits of these projects generally go unrealized, it is crucial that UA is prepared to respond to an array of potential disasters (i.e. earthquakes, data loss, active-shooter, etc.) for the safety of students, faculty, and staff; and to mitigate operational disruptions.
- Working on behalf of the UA System to meet state and federal regulatory compliance is a paramount core service that Statewide Services provides, as a result:
 - Allocating and managing time to coordinate and facilitate comprehensive, system-wide projects, such as the upgrade to UA’s enterprise resource planning (ERP) software, is a challenge, and can prolong the project timeline;
 - System-wide Human Resources projects identified for automation and process improvement have begun to accumulate due to the need for expanded support; and
 - There is a need to develop innovative solutions for completing more system-wide process improvement and automaton projects due to limited staffing and resources.
- Alaska has historically had one of the lowest college-going rates in the nation and consistently ranks last or second to last of all 50 states in the percentage of high school graduates going to college immediately after high school. In addition, as of 2016, only 38.3 percent of Alaskans have at least an associate degree, compared to a

national average of 46.9 percent. This non-college-going state environment makes leading system-wide efforts aimed at increasing student enrollment a challenge.

- Currently, there is minimal staff development and succession planning. There is a need for development focused predominantly on building team trust. Leadership development is needed for setting measurable goals and then execution. Additionally, front line supervisor training is needed for greater engagement in student and customer service.

Significant Changes in Results to be Delivered in FY2021

- SWS will provide support toward establishing a nationally recognized Maritime Center of Excellence for Alaska, to help provide technical education and training programs that will secure the talent pipeline for the maritime workforce.
- Implementation and transition to Zoom as UA's systemwide video conferencing platform; projected to net \$200,000 in annual savings.
- To help ensure business continuity and mitigate risk, the UA data center in Fairbanks will institute an on-premise backup power generating capability.
- Implement policy, structure, and address possible misalignments for compensation competitiveness and equity.
- Finalize implementation of a new travel system that streamlines the travel process and lowers costs through efficiencies by reducing employees' time-spent on data entry and reimbursements.
- As part of continued work toward ensuring a respectful, positive and productive workplace, following budget cuts and workforce reductions, the university is embarking on an organizational culture assessment and enhancement strategies initiative.
- Continual lean process improvement in administrative functions.

Contact Information
Contact: Michelle Rizk, Vice President, University Relations Phone: (907) 450-8187 E-mail: marizk@alaska.edu

**Statewide Services
RDU Financial Summary by Component**

All dollars shown in thousands

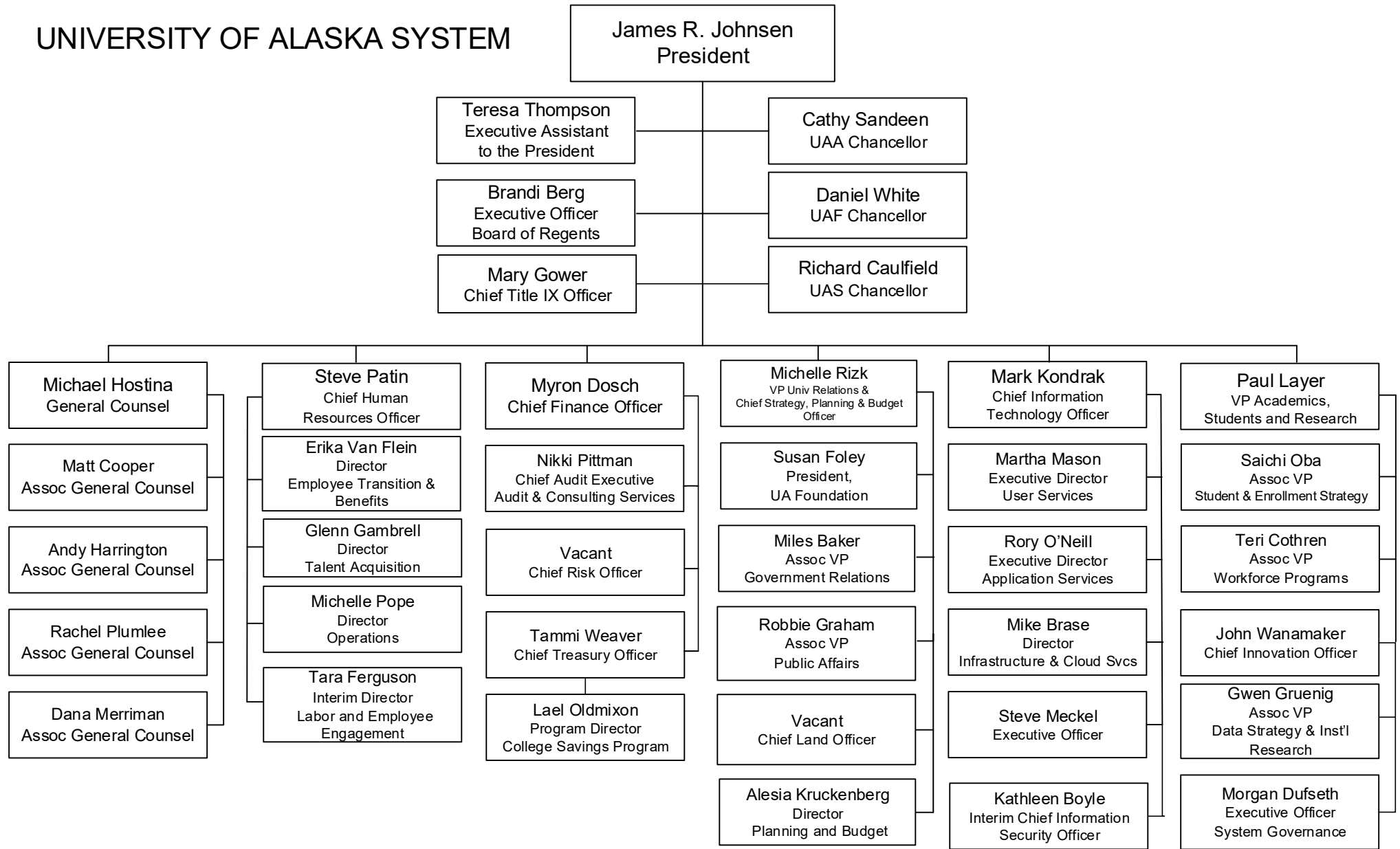
	FY2019 Actuals				FY2020 Management Plan				FY2021 Governor			
	UGF+DGF Funds	Other Funds	Federal Funds	Total Funds	UGF+DGF Funds	Other Funds	Federal Funds	Total Funds	UGF+DGF Funds	Other Funds	Federal Funds	Total Funds
Formula Expenditures None.												
Non-Formula Expenditures												
Statewide Services	16,287.9	10,006.2	0.0	26,294.1	27,974.7	10,181.6	400.0	38,556.3	26,249.7	10,181.6	400.0	36,831.3
Office of Information Technology	10,868.2	3,394.1	0.0	14,262.3	13,616.8	3,548.3	0.0	17,165.1	13,616.8	3,548.3	0.0	17,165.1
Totals	27,156.1	13,400.3	0.0	40,556.4	41,591.5	13,729.9	400.0	55,721.4	39,866.5	13,729.9	400.0	53,996.4

Statewide Services
Summary of RDU Budget Changes by Component
From FY2020 Management Plan to FY2021 Governor

All dollars shown in thousands

	<u>Unrestricted Gen (UGF)</u>	<u>Designated Gen (DGF)</u>	<u>Other Funds</u>	<u>Federal Funds</u>	<u>Total Funds</u>
FY2020 Management Plan	18,336.0	23,255.5	13,729.9	400.0	55,721.4
Proposed budget decreases:					
-Statewide Services	-1,725.0	0.0	0.0	0.0	-1,725.0
FY2021 Governor	16,611.0	23,255.5	13,729.9	400.0	53,996.4

UNIVERSITY OF ALASKA SYSTEM



State of Alaska FY2021 Governor's Operating Budget

University of Alaska Statewide Services Component Budget Summary

Component: Statewide Services

Contribution to Department's Mission

The University of Alaska inspires learning, and advances and disseminates knowledge through teaching, research, and public service, emphasizing the North and its diverse peoples.

Statewide Services provides strategic leadership and support to the campuses as they deliver their mission of research, instruction, and service. Statewide Services also provides direct services to the public, Regents, and faculty. With responsibilities for staff functions as well as for direct operation, Statewide Services places a high priority on the efficient delivery of its programs and operational priorities while maintaining quality.

Statewide Services provide administrative support to the university community in an orderly, efficient, and prudent manner in accordance with federal and state statutes, Regents' policy and appropriate regulations, procedures, and responsible business practices.

Core Services

- Statewide Services consists of functional areas that provide support to the University of Alaska at the direction of the president and Board of Regents:
- GENERAL COUNSEL:
 - Provides and performs legal and contractual services to advise the UA system and the Board of Regents in matters such as ethics, privacy, discrimination, and sexual harassment, public records and legal issues.
- FINANCE AND ADMINISTRATION:
 - Implements administrative services to the university in an orderly, efficient and prudent manner in accordance with federal and state statutes, regents policy and appropriate regulations, procedures and responsible business practices;
 - Maintains a reliable and accurate financial accounting and reporting system;
 - Furnishes comprehensive planning and management information for the University of Alaska Board of Regents, President, executive staff and the public;
- UNIVERSITY RELATIONS:
 - Pursues state and federal funding and support for the entire University;
 - Is the primary contact between the University, the legislature and the governor and is responsible for action on legislation that impacts the University;
 - Furnishes comprehensive planning and management information for the University of Alaska Board of Regents, President, executive staff, the state, and the public;
 - Develops, leases and sells land and resources to generate revenue for the university's Land Grant Trust Fund;
 - Analyzes, submits and presents the University of Alaska operating and capital budgets utilizing the state's Alaska Budget System and maintains the university accounting system assuring compliance with the state's fiscal statutes.
- HUMAN RESOURCES:
 - Ensures that Board of Regents' policy is carried out in the recruitment and retention of faculty and staff, health and retirement, benefits administration, employee and labor relations, compensation, training and development, workforce planning, equal employment opportunity and affirmative action;
 - Provides comprehensive health, welfare and retirement benefits by managing the benefits administration for all locations from issuing requests for proposals, negotiating final contracts and working with vendors to ensure program delivery and compliance;
 - Coordinate the development and implementation of Regents' policy and University regulation regarding human resources;
 - Leads collective bargaining with represented employee groups and collective bargaining collective bargaining agreement (CBA) administration for the UA system;
- ACADEMIC, STUDENTS and RESEARCH:
 - Oversees the development of academic initiatives, including state and federal agendas;
 - Coordinates academic program offerings at the three universities;
 - Facilitates dual enrollment programs and the evaluation of course credits for transferring students;

- Provides coordination and leadership of research through the State Committee on Research (SCoR);
- Links the university's training programs with employers and industry groups.

Major Component Accomplishments in 2019

See Statewide Services RDU

Key Component Challenges

See Statewide Services RDU

Significant Changes in Results to be Delivered in FY2021

See Statewide Services RDU

Statutory and Regulatory Authority

No statutes and regulations.

Contact Information
Contact: Michelle Rizk, Vice President, University Relations Phone: (907) 450-8187 E-mail: marizk@alaska.edu

Statewide Services Personal Services Information				
Authorized Positions			Personal Services Costs	
	<u>FY2020</u> <u>Management</u> <u>Plan</u>	<u>FY2021</u> <u>Governor</u>		
Full-time	142	142	Annual Salaries	0
Part-time	0	0	Premium Pay	0
Nonpermanent	0	0	Annual Benefits	0
			Labor Pool(s)	0
			<i>Less % Vacancy Factor</i>	<i>()</i>
Totals	142	142	Total Personal Services	

Position Classification Summary					
Job Class Title	Anchorage	Fairbanks	Juneau	Others	Total
No personal services.					
Totals	0	0	0	0	0

Component Detail All Funds
University of Alaska

Component: Statewide Services (730)
RDU: Statewide Services (234)

Non-Formula Component

	FY2019 Actuals	FY2020 Conference Committee	FY2020 Authorized	FY2020 Management Plan	FY2021 Governor	FY2020 Management Plan vs FY2021 Governor	
71000 Personal Services	12,722.9	12,738.1	12,738.1	16,385.3	16,385.3	0.0	0.0%
72000 Travel	576.4	561.7	561.7	619.2	619.2	0.0	0.0%
73000 Services	11,351.2	20,290.3	20,290.3	20,813.6	19,088.6	-1,725.0	-8.3%
74000 Commodities	235.4	267.1	267.1	288.1	288.1	0.0	0.0%
75000 Capital Outlay	1,377.0	27.0	27.0	27.0	27.0	0.0	0.0%
77000 Grants, Benefits	-134.1	170.0	170.0	170.0	170.0	0.0	0.0%
78000 Miscellaneous	165.3	248.0	248.0	253.1	253.1	0.0	0.0%
Totals	26,294.1	34,302.2	34,302.2	38,556.3	36,831.3	-1,725.0	-4.5%
Fund Sources:							
1002 Fed Rcpts (Fed)	0.0	400.0	400.0	400.0	400.0	0.0	0.0%
1004 Gen Fund (UGF)	8,934.9	10,361.6	10,361.6	10,815.7	9,090.7	-1,725.0	-15.9%
1007 I/A Rcpts (Other)	0.0	100.0	100.0	100.0	100.0	0.0	0.0%
1048 Univ Rcpt (DGF)	6,382.2	12,417.0	12,417.0	16,017.0	16,017.0	0.0	0.0%
1151 VoTech Ed (DGF)	970.8	942.0	942.0	1,142.0	1,142.0	0.0	0.0%
1174 UA I/A (Other)	10,006.2	10,081.6	10,081.6	10,081.6	10,081.6	0.0	0.0%
Unrestricted General (UGF)	8,934.9	10,361.6	10,361.6	10,815.7	9,090.7	-1,725.0	-15.9%
Designated General (DGF)	7,353.0	13,359.0	13,359.0	17,159.0	17,159.0	0.0	0.0%
Other Funds	10,006.2	10,181.6	10,181.6	10,181.6	10,181.6	0.0	0.0%
Federal Funds	0.0	400.0	400.0	400.0	400.0	0.0	0.0%
Positions:							
Permanent Full Time	100	100	100	142	142	0	0.0%
Permanent Part Time	0	0	0	0	0	0	0.0%
Non Permanent	0	0	0	0	0	0	0.0%

Change Record Detail - Multiple Scenarios with Descriptions
University of Alaska

Component: Statewide Services (730)
RDU: Statewide Services (234)

Scenario/Change Record Title	Trans Type	Totals	Personal Services	Travel	Services	Commodities	Capital Outlay	Grants, Benefits	Miscellaneous	Positions		NP
										PFT	PPT	
***** Changes From FY2020 Conference Committee To FY2020 Authorized *****												
FY2020 Conference Committee												
ConfCom		34,302.2	12,738.1	561.7	20,290.3	267.1	27.0	170.0	248.0	100	0	0
1002 Fed Rcpts		400.0										
1004 Gen Fund		10,361.6										
1007 I/A Rcpts		100.0										
1048 Univ Rcpt		12,417.0										
1151 VoTech Ed		942.0										
1174 UA I/A		10,081.6										
Subtotal		34,302.2	12,738.1	561.7	20,290.3	267.1	27.0	170.0	248.0	100	0	0
***** Changes From FY2020 Authorized To FY2020 Management Plan *****												
Transfer Authority to Distribute \$25M of the Unallocated Reduction												
Trout		-3,341.9	0.0	0.0	-3,341.9	0.0	0.0	0.0	0.0	0	0	0
1004 Gen Fund		-3,341.9										
Transfers between allocations deemed necessary for FY2020.												
1004 General Fund												
(\$9,163.6) Anchorage Campus												
(\$12,494.5) Fairbanks Campus												
(\$3,341.9) Statewide Services												
\$25,000.0 Systemwide Budget Reductions/Additions												
Transfer Authority to Align Budgets with Anticipated Revenue												
Trin		3,600.0	0.0	0.0	3,600.0	0.0	0.0	0.0	0.0	0	0	0
1048 Univ Rcpt		3,600.0										
Transfers between allocations deemed necessary for FY2020.												
1048 University Receipts												
(2,500.0) Fairbanks Campus												
(2,500.0) Fairbanks Organized Research												
3,600.0 Statewide Services												
1,123.8 Education Trust of Alaska												
276.2 University of Alaska Foundation												
Transfer Authority to Align with Distributions												
Trin		200.0	0.0	0.0	200.0	0.0	0.0	0.0	0.0	0	0	0

Change Record Detail - Multiple Scenarios with Descriptions
University of Alaska

Component: Statewide Services (730)
RDU: Statewide Services (234)

Scenario/Change Record Title	Trans Type	Totals	Personal Services	Travel	Services	Commodities	Capital Outlay	Grants, Benefits	Miscellaneous	Positions			
										PFT	PPT	NP	
1151 VoTech Ed		200.0											
Transfers between allocations deemed necessary for FY2020.													
1151 Tech Voc Educ Program													
(692.9) Budget Reductions/Additions - Systemwide													
419.4	Anchorage Campus												
73.5	Fairbanks Campus												
200.0	Statewide Services												
Transfer Authority and Positions for HR Redesign													
	Trin	2,689.5	0.0	0.0	2,689.5	0.0	0.0	0.0	0.0	0.0	38	0	0
1004 Gen Fund		2,689.5											
The Human Resources redesign is a complete reorganization into a function-based reporting and operating structure across the entire UA system. The redesign transferred positions and the following budgets from campuses to the Statewide Services office:													
1004 General Fund													
(1,343.2) Anchorage Campus													
(1,346.3) Fairbanks Campus													
2,689.5 Statewide Services													
Transfer Positions Between Allocations for Anticipated Needs													
	Trin	0.0	0.0	0.0	0.0	0.0	0.0	0.0	0.0	0.0	4	0	0
Position transfers deemed necessary to accurately reflect University position assignments for FY2020. Positions will be transferred between various University allocations.													
Transfer Authority to Reallocate \$5M for Strategic Initiatives													
	Trin	606.5	0.0	0.0	606.5	0.0	0.0	0.0	0.0	0.0	0	0	0
1004 Gen Fund		606.5											
Transfers between allocations deemed necessary for FY2020.													
1004 General Fund													
Contributions to Pool													
\$1,832.7 Anchorage Campus													
\$2,498.8 Fairbanks Campus													
\$668.5 Statewide Services													

Change Record Detail - Multiple Scenarios with Descriptions
University of Alaska

Component: Statewide Services (730)
RDU: Statewide Services (234)

Scenario/Change Record Title	Trans Type	Totals	Personal Services	Travel	Services	Commodities	Capital Outlay	Grants, Benefits	Miscellaneous	Positions		NP
										PFT	PPT	
Investment from Pool												
\$1,850.0 Anchorage Campus												
\$1,775.0 Fairbanks Campus												
\$1,275.0 Statewide Services												
\$100.0 Statewide Networks												
Align Authority with Anticipated Expenditures												
1004 Gen Fund	Trin	500.0	0.0	0.0	500.0	0.0	0.0	0.0	0.0	0	0	0
		500.0										
Transfers between allocations deemed necessary for FY2020.												
1004 General Fund												
(\$500.0) Fairbanks Campus												
\$500.0 Statewide Services												
Align Authority with Anticipated Expenditures												
LIT		0.0	3,647.2	57.5	-3,730.8	21.0	0.0	0.0	5.1	0	0	0
Transfers within the allocation that University management and the Board of Regents have deemed necessary to accurately reflect revenue and expenditure levels for FY2020.												
Subtotal		38,556.3	16,385.3	619.2	20,813.6	288.1	27.0	170.0	253.1	142	0	0
***** Changes From FY2020 Management Plan To FY2021 Governor *****												
Distribute Compact Agreement Reduction												
1004 Gen Fund	Dec	-1,725.0	0.0	0.0	-1,725.0	0.0	0.0	0.0	0.0	0	0	0
		-1,725.0										
This change record represents year two of a three-year agreement between the Governor and the University of Alaska Board of Regents. The agreement calls for a reduction of \$25 million (8.3%) unrestricted general fund in FY2021.												
The distribution of the \$25 million reduction is as follows:												
Anchorage Campus (\$9,525.0)												
Fairbanks Campus (\$13,750.0)												
Statewide Services (\$1,725.0)												
Totals		36,831.3	16,385.3	619.2	19,088.6	288.1	27.0	170.0	253.1	142	0	0

Change Record Detail - Multiple Scenarios with Descriptions
University of Alaska

Component: Statewide Services (730)
RDU: Statewide Services (234)

Scenario/Change Record Title	Trans Type	Totals	Personal Services	Travel	Services	Commodities	Capital Outlay	Grants, Benefits	Miscellaneous	Positions		
										PFT	PPT	NP

Personal Services Expenditure Detail
University of Alaska

Component: Statewide Services (730)

RDU: Statewide Services (234)

Notes:

1. If a position is split, an asterisk (*) will appear in the Split/Count column. If the split position is also counted in the component, two asterisks (**) will appear in the column.

2. "Pool" PCN refers to UA temporary positions, such as adjunct faculty; student employees; and other non-permanent staff. Multiple incumbents share the same labor pool position number and pooled budget.

PCN	Job Class Title	Location	Time Status	Split/ Count	Employee Class	Benefit Rate	Annual	Annual	Total	UGF
							Budgeted Salary	Benefits	Costs	Estimate
100000	President	Fairbanks	FT		Officer	26.2%	325,000	85,150	410,150	121,133
100003	Senior Administrator Officer	Fairbanks	FT		Sr. Administrator	26.2%	105,455	27,629	133,084	39,305
100004	Special Assistant	Fairbanks	FT		Sr. Administrator	26.2%	97,000	25,414	122,414	36,154
100005	Associate Vice President	Fairbanks	FT		Sr. Administrator	26.2%	153,169	40,130	193,299	57,089
100006	Vice President	Fairbanks	FT		Officer	26.2%	185,000	48,470	233,470	68,953
100007	Fiscal Professional 4	Fairbanks	FT		APT - Exempt Employees	40.7%	79,914	32,525	112,439	33,208
100008	Associate Vice President	Fairbanks	FT	*	Sr. Administrator	26.2%	72,500	18,995	91,495	27,022
100010	Admin Specialist 2	Fairbanks	FT		PERS - Classified	48.7%	60,486	29,457	89,943	26,564
100011	Admin Specialist 2	Fairbanks	FT		PERS - Classified	48.7%	70,533	34,350	104,883	30,976
100012	Communications Specialist 2	Fairbanks	FT		PERS - Classified	48.7%	44,907	21,870	66,777	19,722
100013	Internal Auditor 1	Fairbanks	FT		APT - Exempt Employees	40.7%	53,706	21,858	75,564	22,317
100014	Associate Vice President	Fairbanks	FT		Sr. Administrator	26.2%	155,000	40,610	195,610	57,771
100015	Communications Specialist 5	Fairbanks	FT		APT - Exempt Employees	40.7%	70,221	28,580	98,801	29,180
100017	Admin Specialist 2	Fairbanks	FT		PERS - Classified	48.7%	40,970	19,952	60,922	17,993
100021	Communications Specialist 3	Fairbanks	FT		PERS - Classified	48.7%	54,226	26,408	80,634	23,814
100022	Admin Specialist 3	Fairbanks	FT		APT - Exempt Employees	40.7%	84,032	34,201	118,233	34,919
100030	Associate Vice President	Fairbanks	FT		Sr. Administrator	26.2%	90,000	23,580	113,580	33,545
100100	General Counsel	Fairbanks	FT		Officer	26.2%	186,484	48,859	235,343	69,506
100101	Associate General Counsel	Fairbanks	FT		Sr. Administrator	26.2%	135,000	35,370	170,370	50,317
100102	Admin Specialist 2	Fairbanks	FT		PERS - Classified	48.7%	54,226	26,408	80,634	23,814
100103	Admin Professional 2	Fairbanks	FT		APT - Exempt Employees	40.7%	82,347	33,515	115,862	34,219
100104	Associate General Counsel	Fairbanks	FT		Sr. Administrator	26.2%	135,000	35,370	170,370	50,317
100105	Associate General Counsel	Fairbanks	FT		Sr. Administrator	26.2%	138,000	36,156	174,156	51,435
100200	Director(Admin)	Fairbanks	FT		Sr. Administrator	26.2%	150,000	39,300	189,300	55,908
100201	Human Resources Professional 4	Fairbanks	FT		APT - Exempt Employees	40.7%	111,689	45,457	157,146	46,411
100202	Director (Admin)	Fairbanks	FT		Sr. Administrator	26.2%	117,853	30,877	148,730	43,926
100203	Human Resources Manager 3	Fairbanks	FT		APT - Exempt Employees	40.7%	116,667	47,483	164,150	48,480
100204	Director (Admin)	Fairbanks	FT		Sr. Administrator	26.2%	80,704	21,144	101,848	30,080
100205	Human Resources Professional 4	Fairbanks	FT		APT - Exempt Employees	40.7%	54,226	22,070	76,296	22,533
100206	Director (Admin)	Fairbanks	FT		Sr. Administrator	26.2%	109,907	28,796	138,703	40,964
100207	Administrative Professional 2	Fairbanks	FT		APT - Exempt Employees	40.7%	83,158	33,845	117,003	34,556
100208	Human Resources Manager 3	Fairbanks	FT		APT - Exempt Employees	40.7%	108,805	44,284	153,089	45,213
100210	Environmental Health/Safety 4	Fairbanks	FT		APT - Exempt Employees	40.7%	113,214	46,078	159,292	47,045
100211	Human Resources Manager 2	Fairbanks	FT		APT - Exempt Employees	40.7%	75,275	30,637	105,912	31,280
100213	Administrative Professional 2	Fairbanks	FT		APT - Exempt Employees	40.7%	60,486	24,618	85,104	25,134
100215	Human Resources Professional 4	Fairbanks	FT		APT - Exempt Employees	40.7%	90,085	36,665	126,750	37,434

Personal Services Expenditure Detail
University of Alaska

Component: Statewide Services (730)

RDU: Statewide Services (234)

Notes:

1. If a position is split, an asterisk (*) will appear in the Split/Count column. If the split position is also counted in the component, two asterisks (**) will appear in the column.

2. "Pool" PCN refers to UA temporary positions, such as adjunct faculty; student employees; and other non-permanent staff. Multiple incumbents share the same labor pool position number and pooled budget.

PCN	Job Class Title	Location	Time Status	Split/ Count	Employee Class	Benefit Rate	Annual	Annual	Total	UGF
							Budgeted Salary	Benefits	Costs	Estimate
100216	Human Resources Professional 2	Fairbanks	FT		PERS - Classified	48.7%	84,864	41,329	126,193	37,270
100217	Human Resources Professional 5	Fairbanks	FT		APT - Exempt Employees	40.7%	90,085	36,665	126,750	37,434
100218	Human Resources Professional 5	Fairbanks	FT		APT - Exempt Employees	40.7%	84,864	34,540	119,404	35,264
100219	Human Resources Technician 2	Fairbanks	FT		PERS - Classified	48.7%	84,864	41,329	126,193	37,270
100220	Fiscal Professional 3	Fairbanks	FT		APT - Exempt Employees	40.7%	77,563	31,568	109,131	32,231
100221	Human Resources Manager 1	Fairbanks	FT		APT - Exempt Employees	40.7%	70,221	28,580	98,801	29,180
100222	Human Resources Technician 2	Fairbanks	FT		PERS - Classified	48.7%	35,552	17,314	52,866	15,613
100223	Fiscal Professional 3	Fairbanks	FT		APT - Exempt Employees	40.7%	75,275	30,637	105,912	31,280
100224	Human Resources Professional 3	Fairbanks	FT		APT - Exempt Employees	40.7%	117,790	47,941	165,731	48,947
100225	Human Resources Professional 5	Fairbanks	FT		APT - Exempt Employees	40.7%	83,158	33,845	117,003	34,556
100226	Human Resources Professional 3	Fairbanks	FT		APT - Exempt Employees	40.7%	79,123	32,203	111,326	32,879
100227	Admin Generalist 4	Fairbanks	FT		PERS - Classified	48.7%	28,834	14,042	42,876	12,663
100228	Fiscal Manager 3	Fairbanks	FT		APT - Exempt Employees	40.7%	28,834	11,735	40,569	11,982
100229	Human Resources Manager 1	Fairbanks	FT		APT - Exempt Employees	40.7%	58,115	23,653	81,768	24,149
100231	Human Resources Technician 4	Fairbanks	FT		PERS - Classified	48.7%	72,363	35,241	107,604	31,780
100232	Human Resources Professional 4	Fairbanks	FT		APT - Exempt Employees	40.7%	54,766	22,290	77,056	22,758
100233	Admin Specialist 1	Fairbanks	FT		PERS - Classified	48.7%	26,646	12,977	39,623	11,702
100234	Human Resources Professional 3	Fairbanks	FT		APT - Exempt Employees	40.7%	58,115	23,653	81,768	24,149
100235	Human Resources Professional 2	Fairbanks	FT		PERS - Classified	48.7%	58,115	28,302	86,417	25,522
100236	Fiscal Professional 2	Fairbanks	FT		APT - Exempt Employees	40.7%	75,275	30,637	105,912	31,280
100237	Director (Admin)	Fairbanks	FT		Sr. Administrator	26.2%	26,646	6,981	33,627	9,931
100238	Human Resources Professional 5	Fairbanks	FT		APT - Exempt Employees	40.7%	62,296	25,354	87,650	25,887
100239	HR Technician 4 (Exempt)	Fairbanks	FT		APT - Exempt Employees	40.7%	63,565	25,871	89,436	26,414
100240	Human Resources Professional 3	Fairbanks	FT		APT - Exempt Employees	40.7%	53,706	21,858	75,564	22,317
100241	Human Resources Professional 2	Fairbanks	FT		PERS - Classified	48.7%	50,564	24,625	75,189	22,206
100242	Human Resources Professional 2	Fairbanks	FT		PERS - Classified	48.7%	49,088	23,906	72,994	21,558
100243	Human Resources Technician 2	Fairbanks	FT		PERS - Classified	48.7%	56,410	27,472	83,882	24,773
100244	Human Resources Professional 2	Fairbanks	FT		PERS - Classified	48.7%	61,090	29,751	90,841	26,829
100245	Human Resources Professional 2	Fairbanks	FT		PERS - Classified	48.7%	46,238	22,518	68,756	20,306
100246	Human Resources Professional 3	Fairbanks	FT		APT - Exempt Employees	40.7%	22,281	9,068	31,349	9,259
100247	Human Resources Professional 3	Fairbanks	FT		APT - Exempt Employees	40.7%	44,907	18,277	63,184	18,661
100248	Human Resources Professional 2	Fairbanks	FT		PERS - Classified	48.7%	44,907	21,870	66,777	19,722
100249	Human Resources Technician 2	Fairbanks	FT		PERS - Classified	48.7%	53,706	26,155	79,861	23,586
100251	Human Resources Technician 3	Fairbanks	FT		PERS - Classified	48.7%	44,907	21,870	66,777	19,722
100252	Fiscal Technician 3	Fairbanks	FT		PERS - Classified	48.7%	44,907	21,870	66,777	19,722
100253	Human Resources Technician 3	Fairbanks	FT		PERS - Classified	48.7%	54,766	26,671	81,437	24,051

Personal Services Expenditure Detail
University of Alaska

Component: Statewide Services (730)

RDU: Statewide Services (234)

Notes:

1. If a position is split, an asterisk (*) will appear in the Split/Count column. If the split position is also counted in the component, two asterisks (**) will appear in the column.

2. "Pool" PCN refers to UA temporary positions, such as adjunct faculty; student employees; and other non-permanent staff. Multiple incumbents share the same labor pool position number and pooled budget.

PCN	Job Class Title	Location	Time Status	Split/ Count	Employee Class	Benefit Rate	Annual		Total Costs	UGF Estimate
							Budgeted Salary	Annual Benefits		
100254	Human Resources Professional 2	Fairbanks	FT		PERS - Classified	48.7%	41,434	20,178	61,612	18,196
100255	Admin Generalist 3	Fairbanks	FT		PERS - Classified	48.7%	39,832	19,398	59,230	17,493
100256	Human Resources Professional 3	Fairbanks	FT		APT - Exempt Employees	40.7%	41,038	16,702	57,740	17,053
100257	Human Resources Technician 2	Fairbanks	FT		PERS - Classified	48.7%	45,781	22,295	68,076	20,106
100258	Human Resources Technician 3	Fairbanks	FT		PERS - Classified	48.7%	46,717	22,751	69,468	20,517
100261	Human Resources Technician 2	Fairbanks	FT		PERS - Classified	48.7%	94,661	46,100	140,761	41,572
100301	Research Professional 3	Fairbanks	FT		APT - Exempt Employees	40.7%	69,514	28,292	97,806	28,886
100302	Fiscal Professional 4	Fairbanks	FT		APT - Exempt Employees	40.7%	64,210	26,133	90,343	26,682
100303	Research Professional 2	Fairbanks	FT		APT - Exempt Employees	40.7%	59,322	24,144	83,466	24,651
100305	Admin Professional 2	Fairbanks	FT		APT - Exempt Employees	40.7%	70,907	28,859	99,766	29,465
100410	Executive Director	Fairbanks	FT		Sr. Administrator	26.2%	110,157	28,861	139,018	41,057
100411	Internal Auditor 3	Fairbanks	FT		APT - Exempt Employees	40.7%	76,835	31,272	108,107	31,928
100412	Internal Auditor 3	Fairbanks	FT		APT - Exempt Employees	40.7%	66,810	27,192	94,002	27,762
100421	Administrative Professional 2	Fairbanks	FT		APT - Exempt Employees	40.7%	66,810	27,192	94,002	27,762
100422	Executive Officer	Fairbanks	FT	*	Officer	26.2%	99,500	26,069	125,569	37,085
100423	Associate Vice President	Fairbanks	FT		Sr. Administrator	26.2%	144,999	37,990	182,989	54,044
100425	Administrative Professional 2	Fairbanks	FT		APT - Exempt Employees	40.7%	70,907	28,859	99,766	29,465
100426	Executive Director	Fairbanks	FT		Officer	26.2%	165,019	43,235	208,254	61,505
100427	Administrative Professional 3	Fairbanks	FT		APT - Exempt Employees	40.7%	63,565	25,871	89,436	26,414
100432	Administrative Management 4	Fairbanks	FT		APT - Exempt Employees	40.7%	100,485	40,897	141,382	41,756
100440	Research Professional 3	Fairbanks	FT		APT - Exempt Employees	40.7%	58,115	23,653	81,768	24,149
100441	Associate Vice President	Fairbanks	FT		Sr. Administrator	26.2%	140,900	36,916	177,816	52,516
100443	Risk Management 5	Fairbanks	FT		APT - Exempt Employees	40.7%	91,853	37,384	129,237	38,169
100444	Senior Administrative Officer	Fairbanks	FT		Sr. Administrator	26.2%	136,000	35,632	171,632	50,689
100445	Risk Management 5	Fairbanks	FT		APT - Exempt Employees	40.7%	108,805	44,284	153,089	45,213
100450	Fiscal Manager 4	Fairbanks	FT		APT - Exempt Employees	40.7%	112,133	45,638	157,771	46,596
100451	Fiscal Manager 4	Fairbanks	FT		APT - Exempt Employees	40.7%	102,502	41,718	144,220	42,594
100455	Administrative Management 5	Fairbanks	FT		APT - Exempt Employees	40.7%	130,146	52,969	183,115	54,081
100456	Fiscal Technician 3	Fairbanks	FT		PERS - Classified	48.7%	52,083	25,364	77,447	22,873
100457	Fiscal Professional 3	Fairbanks	FT		APT - Exempt Employees	40.7%	64,210	26,133	90,343	26,682
100458	Fiscal Professional 2	Fairbanks	FT		APT - Exempt Employees	40.7%	60,486	24,618	85,104	25,134
100461	Admin Specialist 2	Fairbanks	FT		PERS - Classified	48.7%	49,088	23,906	72,994	21,558
100462	Fiscal Professional 4	Fairbanks	FT		APT - Exempt Employees	40.7%	81,536	33,185	114,721	33,882
100466	Fiscal Technician 4	Fairbanks	FT		PERS - Classified	48.7%	54,766	26,671	81,437	24,051
100467	Fiscal Professional 3	Fairbanks	FT		APT - Exempt Employees	40.7%	77,563	31,568	109,131	32,231
100469	Administrative Management 5	Fairbanks	FT		APT - Exempt Employees	40.7%	71,656	29,164	100,820	29,776

Personal Services Expenditure Detail
University of Alaska

Component: Statewide Services (730)

RDU: Statewide Services (234)

Notes:

1. If a position is split, an asterisk (*) will appear in the Split/Count column. If the split position is also counted in the component, two asterisks (**) will appear in the column.

2. "Pool" PCN refers to UA temporary positions, such as adjunct faculty; student employees; and other non-permanent staff. Multiple incumbents share the same labor pool position number and pooled budget.

PCN	Job Class Title	Location	Time Status	Split/ Count	Employee Class	Benefit Rate	Annual		Total Costs	UGF Estimate
							Budgeted Salary	Annual Benefits		
100471	Fiscal Professional 3	Fairbanks	FT		APT - Exempt Employees	40.7%	81,536	33,185	114,721	33,882
100476	Risk Management 4	Fairbanks	FT		APT - Exempt Employees	40.7%	88,296	35,936	124,232	36,691
100502	Internal Auditor 2	Fairbanks	FT		APT - Exempt Employees	40.7%	58,115	23,653	81,768	24,149
100509	IS Professional 4A	Fairbanks	FT		APT - Exempt Employees	40.7%	63,565	25,871	89,436	26,414
100601	Admin Specialist 2	Fairbanks	FT		PERS - Classified	48.7%	49,587	24,149	73,736	21,777
100603	Administrative Management 4	Fairbanks	FT		APT - Exempt Employees	40.7%	120,203	48,923	169,126	49,949
100605	Risk Management 3	Fairbanks	FT		PERS - Classified	48.7%	54,226	26,408	80,634	23,814
100606	Vice President	Fairbanks	FT		Officer	26.2%	240,000	62,880	302,880	89,452
100608	Administrative Professional 2	Fairbanks	FT		APT - Exempt Employees	40.7%	65,478	26,650	92,128	27,209
100609	Officer	Fairbanks	FT		Officer	26.2%	202,000	52,924	254,924	75,289
100611	Associate General Counsel	Fairbanks	FT		Sr. Administrator	26.2%	138,000	36,156	174,156	51,435
100613	Fiscal Technician 3	Fairbanks	FT		PERS - Classified	48.7%	44,907	21,870	66,777	19,722
100614	Risk Management 4	Fairbanks	FT		APT - Exempt Employees	40.7%	65,478	26,650	92,128	27,209
100618	Real Property Specialist 4	Fairbanks	FT		APT - Exempt Employees	40.7%	121,410	49,414	170,824	50,451
100619	Admin Specialist 3	Fairbanks	FT		APT - Exempt Employees	40.7%	55,307	22,510	77,817	22,982
100624	Fiscal Professional 4	Fairbanks	FT		APT - Exempt Employees	40.7%	88,296	35,936	124,232	36,691
100625	Admin Specialist 2	Fairbanks	FT	*	PERS - Classified	48.7%	26,042	12,682	38,724	-
100627	Admin Professional 3	Fairbanks	FT		APT - Exempt Employees	40.7%	78,354	31,890	110,244	32,559
100634	Administrative Professional 2	Fairbanks	FT	*	APT - Exempt Employees	40.7%	16,973	6,908	23,881	-
100652	Senior Administrative Officer	Fairbanks	FT		Sr. Administrator	26.2%	130,000	34,060	164,060	48,453
100654	Senior Administrator Officer	Fairbanks	FT	*	Sr. Administrator	26.2%	15,000	3,930	18,930	5,591
101040	Fiscal Professional 2	Fairbanks	FT		APT - Exempt Employees	40.7%	58,115	23,653	81,768	24,149
101058	Risk Management 2	Fairbanks	FT		PERS - Classified	48.7%	41,038	19,986	61,024	18,023
103011	Research Professional 3	Fairbanks	FT		APT - Exempt Employees	40.7%	53,706	21,858	75,564	22,317
104000	Real Property Specialist 4	Fairbanks	FT		APT - Exempt Employees	40.7%	71,656	29,164	100,820	29,776
104001	Real Property Specialist 2	Fairbanks	FT		APT - Exempt Employees	40.7%	62,296	25,354	87,650	25,887
104002	Real Property Specialist 4	Fairbanks	FT		APT - Exempt Employees	40.7%	89,170	36,292	125,462	37,054
104003	Real Property Specialist 3	Fairbanks	FT		APT - Exempt Employees	40.7%	67,475	27,462	94,937	28,039
104005	Administrative Management 1	Fairbanks	FT		APT - Exempt Employees	40.7%	58,115	23,653	81,768	24,149
104007	Administrative Professional 1	Fairbanks	FT		APT - Exempt Employees	40.7%	61,090	24,864	85,954	25,385
104008	Fiscal Professional 3	Fairbanks	FT		APT - Exempt Employees	40.7%	76,835	31,272	108,107	31,928
104009	Real Property Specialist 3	Fairbanks	FT		APT - Exempt Employees	40.7%	76,835	31,272	108,107	31,928
104013	Real Property Specialist 3	Fairbanks	FT		APT - Exempt Employees	40.7%	79,914	32,525	112,439	33,208
104015	Real Property Specialist 4	Fairbanks	FT		APT - Exempt Employees	40.7%	100,485	40,897	141,382	41,756
104016	Administrative Management 4	Fairbanks	FT		APT - Exempt Employees	40.7%	80,704	32,847	113,551	33,536
109010	Human Resources Technician 2	Fairbanks	FT		PERS - Classified	48.7%	39,832	19,398	59,230	17,493

Personal Services Expenditure Detail
University of Alaska

Component: Statewide Services (730)

RDU: Statewide Services (234)

Notes:

1. If a position is split, an asterisk (*) will appear in the Split/Count column. If the split position is also counted in the component, two asterisks (**) will appear in the column.
2. "Pool" PCN refers to UA temporary positions, such as adjunct faculty; student employees; and other non-permanent staff. Multiple incumbents share the same labor pool position number and pooled budget.

PCN	Job Class Title	Location	Time Status	Split/Count	Employee Class	Benefit Rate	Annual Budgeted Salary	Annual Benefits	Total Costs	UGF Estimate
109020	Human Resources Technician 2	Fairbanks	FT		PERS - Classified	48.7%	39,832	19,398	59,230	17,493
109040	Admin Generalist 3	Fairbanks	FT		PERS - Classified	48.7%	39,832	19,398	59,230	17,493
109900	Associate Vice President	Fairbanks	FT		Sr. Administrator	26.2%	150,000	39,300	189,300	55,908
243116	Administrative Professional 2	Fairbanks	FT	*	APT - Exempt Employees	40.7%	33,738	13,731	47,469	14,020
POOL	UA Labor Pool	Fairbanks	PT	*	Labor Pool	0.0%	77,150	-	77,150	22,785
Total Position Costs							11,960,587	4,424,713	16,385,300	4,820,716
Full Time Positions:		142								
Part Time Positions:		-								
Positions in Component:		142								
									Federal Receipts (1002)	-
									General Fund Receipts (1004)	4,820,716
									Interagency Receipts (1007)	-
									University Receipts (1048)	7,071,067
									UA Intra-agency Transfers (1174)	4,493,517
									UA Funding	16,385,300

State of Alaska FY2021 Governor's Operating Budget

University of Alaska Office of Information Technology Component Budget Summary

Component: Office of Information Technology

Contribution to Department's Mission

The University of Alaska Office of Information Technology (OIT) is a strategic organization providing robust, reliable, and cost-effective technology infrastructure and services across the university system in order to support and enhance teaching, learning, research, business operations and outreach for Alaskans.

Core Services

- Academic Support and Computing Technologies
- Accounts and Identity and Access Management (IAM)
- Administrative Systems
- Classes and Courseware
- Computer Labs
- Contract Management
- Desktop Support
- Digital Signage
- Email, Calendar and Collaboration
- Internet, Wireless and Network Access
- Printing and Copy Services
- Programming and Development
- Security and IT Policies
- Server and Database Administration
- Data Center Operations
- Service Center/Help Desk
- Classroom Instructional Technology
- Telephone Services
- Training Services
- Video and Audio Conferencing
- Web Services

Major Component Accomplishments in 2019

See Statewide Services RDU

Key Component Challenges

See Statewide Services RDU

Significant Changes in Results to be Delivered in FY2021

See Statewide Services RDU

Statutory and Regulatory Authority

No statutes and regulations.

Contact Information

Contact: Michelle Rizk, Vice President, University Relations
Phone: (907) 450-8187
E-mail: marizk@alaska.edu

Office of Information Technology Personal Services Information				
Authorized Positions			Personal Services Costs	
	<u>FY2020</u> <u>Management</u> <u>Plan</u>	<u>FY2021</u> <u>Governor</u>		
			Annual Salaries	0
Full-time	59	59	Premium Pay	0
Part-time	0	0	Annual Benefits	0
Nonpermanent	0	0	Labor Pool(s)	0
			<i>Less % Vacancy Factor</i>	<i>()</i>
Totals	59	59	Total Personal Services	

Position Classification Summary					
Job Class Title	Anchorage	Fairbanks	Juneau	Others	Total
No personal services.					
Totals	0	0	0	0	0

Component Detail All Funds
University of Alaska

Component: Office of Information Technology (734)
RDU: Statewide Services (234)

Non-Formula Component

	FY2019 Actuals	FY2020 Conference Committee	FY2020 Authorized	FY2020 Management Plan	FY2021 Governor	FY2020 Management Plan vs FY2021 Governor	
71000 Personal Services	5,777.1	6,840.2	6,840.2	6,751.3	6,751.3	0.0	0.0%
72000 Travel	133.0	189.3	189.3	174.0	174.0	0.0	0.0%
73000 Services	7,667.3	9,204.9	9,204.9	9,820.7	9,820.7	0.0	0.0%
74000 Commodities	357.6	627.9	627.9	313.6	313.6	0.0	0.0%
75000 Capital Outlay	327.3	202.8	202.8	105.5	105.5	0.0	0.0%
77000 Grants, Benefits	0.0	0.0	0.0	0.0	0.0	0.0	0.0%
78000 Miscellaneous	0.0	0.0	0.0	0.0	0.0	0.0	0.0%
Totals	14,262.3	17,065.1	17,065.1	17,165.1	17,165.1	0.0	0.0%
Fund Sources:							
1004 Gen Fund (UGF)	9,120.3	7,420.3	7,420.3	7,520.3	7,520.3	0.0	0.0%
1048 Univ Rcpt (DGF)	1,747.9	6,096.5	6,096.5	6,096.5	6,096.5	0.0	0.0%
1174 UA I/A (Other)	3,394.1	3,548.3	3,548.3	3,548.3	3,548.3	0.0	0.0%
Unrestricted General (UGF)	9,120.3	7,420.3	7,420.3	7,520.3	7,520.3	0.0	0.0%
Designated General (DGF)	1,747.9	6,096.5	6,096.5	6,096.5	6,096.5	0.0	0.0%
Other Funds	3,394.1	3,548.3	3,548.3	3,548.3	3,548.3	0.0	0.0%
Federal Funds	0.0	0.0	0.0	0.0	0.0	0.0	0.0%
Positions:							
Permanent Full Time	59	59	59	59	59	0	0.0%
Permanent Part Time	0	0	0	0	0	0	0.0%
Non Permanent	0	0	0	0	0	0	0.0%

Change Record Detail - Multiple Scenarios with Descriptions
University of Alaska

Component: Office of Information Technology (734)
RDU: Statewide Services (234)

Scenario/Change Record Title	Trans Type	Totals	Personal Services	Travel	Services	Commodities	Capital Outlay	Grants, Benefits	Miscellaneous	Positions		NP
										PFT	PPT	
***** Changes From FY2020 Conference Committee To FY2020 Authorized *****												
FY2020 Conference Committee												
	ConfCom	17,065.1	6,840.2	189.3	9,204.9	627.9	202.8	0.0	0.0	59	0	0
1004 Gen Fund		7,420.3										
1048 Univ Rcpt		6,096.5										
1174 UA I/A		3,548.3										
Subtotal		17,065.1	6,840.2	189.3	9,204.9	627.9	202.8	0.0	0.0	59	0	0
***** Changes From FY2020 Authorized To FY2020 Management Plan *****												
Transfer Authority to Reallocate \$5M for Strategic Initiatives												
	Trin	100.0	0.0	0.0	100.0	0.0	0.0	0.0	0.0	0	0	0
1004 Gen Fund		100.0										
Transfers between allocations deemed necessary for FY2020.												
1004 General Fund												
Contributions to Pool												
\$1,832.7 Anchorage Campus												
\$2,498.8 Fairbanks Campus												
\$668.5 Statewide Services												
Investment from Pool												
\$1,850.0 Anchorage Campus												
\$1,775.0 Fairbanks Campus												
\$1,275.0 Statewide Services												
\$100.0 Statewide Networks												
Align Authority with Anticipated Expenditures												
	LIT	0.0	-88.9	-15.3	515.8	-314.3	-97.3	0.0	0.0	0	0	0
Transfers within the allocation that University management and the Board of Regents have deemed necessary to accurately reflect revenue and expenditure levels for FY2020.												
Subtotal		17,165.1	6,751.3	174.0	9,820.7	313.6	105.5	0.0	0.0	59	0	0
***** Changes From FY2020 Management Plan To FY2021 Governor *****												
Totals		17,165.1	6,751.3	174.0	9,820.7	313.6	105.5	0.0	0.0	59	0	0

Personal Services Expenditure Detail
University of Alaska

Component: Office of Information Technology (734)

RDU: Statewide Services (234)

Notes:

1. If a position is split, an asterisk (*) will appear in the Split/Count column. If the split position is also counted in the component, two asterisks (**) will appear in the column.

2. "Pool" PCN refers to UA temporary positions, such as adjunct faculty; student employees; and other non-permanent staff. Multiple incumbents share the same labor pool position number and pooled budget.

PCN	Job Class Title	Location	Time Status	Split/Count	Employee Class	Benefit Rate	Annual Budgeted Salary	Annual Benefits	Total Costs	UGF Estimate
100019	IS Professional 5A	Fairbanks	FT		APT - Exempt Employees	40.7%	71,656	29,164	100,820	44,171
100212	Administrative Professional 4	Fairbanks	FT		APT - Exempt Employees	40.7%	96,595	39,314	135,909	59,544
100214	IS Ops Technician 3	Fairbanks	FT		PERS - Classified	48.7%	53,706	26,155	79,861	34,988
100300	Senior Administrator Director	Fairbanks	FT		Sr. Administrator	26.2%	124,869	32,716	157,585	69,040
100420	IS Professional 5A	Fairbanks	FT		APT - Exempt Employees	40.7%	98,488	40,085	138,573	60,711
100442	IS Professional 3A	Fairbanks	FT		APT - Exempt Employees	40.7%	58,115	23,653	81,768	35,824
100463	IS Professional 2A	Fairbanks	FT		PERS - Classified	48.7%	54,226	26,408	80,634	35,327
100617	IS Professional 4A	Fairbanks	FT		APT - Exempt Employees	40.7%	71,656	29,164	100,820	44,171
101000	Executive Director	Fairbanks	FT		Officer	26.2%	229,034	60,007	289,041	126,633
101001	Administrative Management 4	Fairbanks	FT		APT - Exempt Employees	40.7%	120,203	48,923	169,126	74,097
101003	IS Professional 5A	Fairbanks	FT		APT - Exempt Employees	40.7%	71,656	29,164	100,820	44,171
101004	IS Manager 4	Fairbanks	FT		APT - Exempt Employees	40.7%	105,643	42,997	148,640	65,121
101005	Admin Specialist 2	Fairbanks	FT		PERS - Classified	48.7%	49,088	23,906	72,994	31,980
101009	IS Professional 5A	Fairbanks	FT		APT - Exempt Employees	40.7%	100,485	40,897	141,382	61,942
101010	IS Ops Technician 4	Fairbanks	FT		PERS - Classified	48.7%	53,706	26,155	79,861	34,988
101011	IS Professional 4A	Fairbanks	FT		APT - Exempt Employees	40.7%	63,565	25,871	89,436	39,183
101012	IS Professional 3A	Fairbanks	FT		APT - Exempt Employees	40.7%	75,275	30,637	105,912	46,402
101013	IS Professional 5A	Fairbanks	FT		APT - Exempt Employees	40.7%	117,853	47,966	165,819	72,648
101014	IS Ops Technician 2	Fairbanks	FT		PERS - Classified	48.7%	44,907	21,870	66,777	29,256
101016	Fiscal Professional 2	Fairbanks	FT		APT - Exempt Employees	40.7%	67,475	27,462	94,937	41,594
101017	IS Ops Technician 3	Fairbanks	FT		PERS - Classified	48.7%	49,088	23,906	72,994	31,980
101021	IS Professional 4A	Fairbanks	FT		APT - Exempt Employees	40.7%	63,565	25,871	89,436	39,183
101022	IS Manager 3	Fairbanks	FT		APT - Exempt Employees	40.7%	80,704	32,847	113,551	49,748
101024	IS Ops Technician 2	Fairbanks	FT		PERS - Classified	48.7%	39,832	19,398	59,230	25,950
101026	IS Professional 6A	Fairbanks	FT		APT - Exempt Employees	40.7%	109,907	44,732	154,639	67,750
101027	IS Professional 5A	Fairbanks	FT		APT - Exempt Employees	40.7%	87,443	35,589	123,032	53,902
101028	IS Ops Technician 3	Fairbanks	FT		PERS - Classified	48.7%	72,363	35,241	107,604	47,143
101029	IS Manager 4	Fairbanks	FT		APT - Exempt Employees	40.7%	112,133	45,638	157,771	69,122

Personal Services Expenditure Detail
University of Alaska

Component: Office of Information Technology (734)

RDU: Statewide Services (234)

Notes:

1. If a position is split, an asterisk (*) will appear in the Split/Count column. If the split position is also counted in the component, two asterisks (**) will appear in the column.
2. "Pool" PCN refers to UA temporary positions, such as adjunct faculty; student employees; and other non-permanent staff. Multiple incumbents share the same labor pool position number and pooled budget.

PCN	Job Class Title	Location	Time Status	Split/Count	Employee Class	Benefit Rate	Annual Budgeted Salary	Annual Benefits	Total Costs	UGF Estimate
101030	Fiscal Technician 3	Fairbanks	FT		PERS - Classified	48.7%	44,907	21,870	66,777	29,256
101031	IS Professional 5A	Fairbanks	FT		APT - Exempt Employees	40.7%	88,296	35,936	124,232	54,428
101032	IS Professional 5A	Fairbanks	FT		APT - Exempt Employees	40.7%	103,563	42,150	145,713	63,839
101033	IS Professional 2A	Fairbanks	FT		PERS - Classified	48.7%	53,706	26,155	79,861	34,988
101034	IS Professional 4A	Fairbanks	FT		APT - Exempt Employees	40.7%	88,296	35,936	124,232	54,428
101036	IS Manager 4	Fairbanks	FT		APT - Exempt Employees	40.7%	108,805	44,284	153,089	67,071
101039	IS Professional 5A	Fairbanks	FT		APT - Exempt Employees	40.7%	104,582	42,565	147,147	64,467
101041	Fiscal Technician 4	Fairbanks	FT		PERS - Classified	48.7%	49,587	24,149	73,736	32,305
101042	IS Ops Technician 3	Fairbanks	FT		PERS - Classified	48.7%	57,013	27,765	84,778	37,143
101046	Senior Administrative Director	Fairbanks	FT		Sr. Administrator	26.2%	134,500	35,239	169,739	74,365
101049	IS Professional 4A	Fairbanks	FT		APT - Exempt Employees	40.7%	63,565	25,871	89,436	39,183
101050	IS Professional 5A	Fairbanks	FT		APT - Exempt Employees	40.7%	88,296	35,936	124,232	54,428
101051	IS Professional 3A	Fairbanks	FT		APT - Exempt Employees	40.7%	66,123	26,912	93,035	40,760
101054	IS Professional 4A	Fairbanks	FT		APT - Exempt Employees	40.7%	63,565	25,871	89,436	39,183
101056	IS Professional 4A	Fairbanks	FT		APT - Exempt Employees	40.7%	80,704	32,847	113,551	49,748
101057	IS Manager 4	Fairbanks	FT		APT - Exempt Employees	40.7%	88,296	35,936	124,232	54,428
101063	IS Professional 4A	Fairbanks	FT		APT - Exempt Employees	40.7%	85,696	34,878	120,574	52,825
101070	IS Ops Technician 2	Fairbanks	FT		PERS - Classified	48.7%	54,226	26,408	80,634	35,327
101072	IS Ops Technician 2	Fairbanks	FT		PERS - Classified	48.7%	39,832	19,398	59,230	25,950
101080	IS Professional 6A	Fairbanks	FT		APT - Exempt Employees	40.7%	127,587	51,928	179,515	78,648
101081	IS Professional 5A	Fairbanks	FT		APT - Exempt Employees	40.7%	72,363	29,452	101,815	44,607
101082	IS Professional 4A	Fairbanks	FT		APT - Exempt Employees	40.7%	96,595	39,314	135,909	59,544
101083	IS Professional 4A	Fairbanks	FT		APT - Exempt Employees	40.7%	90,085	36,665	126,750	55,531
101086	Senior IT Security Officer	Fairbanks	FT		APT - Exempt Employees	40.7%	80,704	32,847	113,551	49,748
101087	IS Professional 6A	Fairbanks	FT		APT - Exempt Employees	40.7%	80,704	32,847	113,551	49,748
101088	IS Professional 2A	Fairbanks	FT		PERS - Classified	48.7%	61,090	29,751	90,841	39,799
103007	IS Ops Technician 3	Fairbanks	FT		PERS - Classified	48.7%	49,088	23,906	72,994	31,980
103009	IS Professional 5A	Fairbanks	FT		APT - Exempt Employees	40.7%	71,656	29,164	100,820	44,171
103010	IS Manager 3	Fairbanks	FT	**	APT - Exempt Employees	40.7%	67,891	27,632	95,523	41,850

Personal Services Expenditure Detail
University of Alaska

Component: Office of Information Technology (734)

RDU: Statewide Services (234)

Notes:

1. If a position is split, an asterisk (*) will appear in the Split/Count column. If the split position is also counted in the component, two asterisks (**) will appear in the column.
2. "Pool" PCN refers to UA temporary positions, such as adjunct faculty; student employees; and other non-permanent staff. Multiple incumbents share the same labor pool position number and pooled budget.

PCN	Job Class Title	Location	Time Status	Split/Count	Employee Class	Benefit Rate	Annual Budgeted Salary	Annual Benefits	Total Costs	UGF Estimate
103014	IS Professional 5A	Fairbanks	FT		APT - Exempt Employees	40.7%	109,907	44,732	154,639	67,750
103015	IS Ops Technician 3	Fairbanks	FT		PERS - Classified	48.7%	52,083	25,364	77,447	33,931
POOL	UA Labor Pool	Fairbanks	PT	*	Labor Pool	0.0%	45,311	0	45,311	19,851
Total Position Costs							4,811,858	1,939,442	6,751,300	2,957,851
Full Time Positions:		59								
Part Time Positions:		-								
Positions in Component:		59								
									Federal Receipts (1002)	-
									General Fund Receipts (1004)	2,957,851
									Interagency Receipts (1007)	-
									University Receipts (1048)	2,397,848
									UA Intra-agency Transfers (1174)	1,395,601
									UA Funding	6,751,300

State of Alaska FY2021 Governor's Operating Budget

University of Alaska University of Alaska Anchorage Results Delivery Unit Budget Summary

University of Alaska Anchorage Results Delivery Unit

Contribution to Department's Mission

The mission of the University of Alaska Anchorage (UAA) is to discover and disseminate knowledge through teaching, research, engagement, and creative expression.

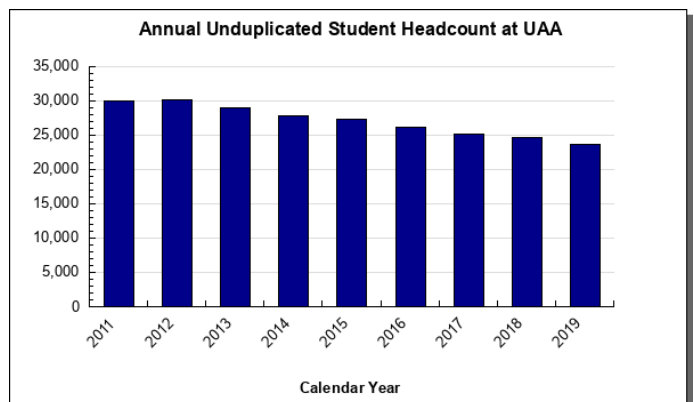
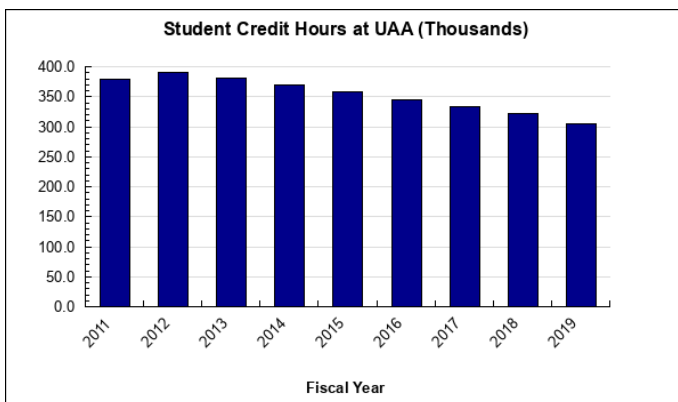
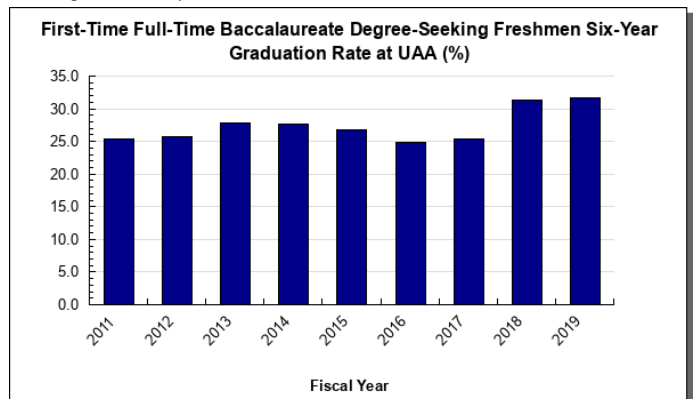
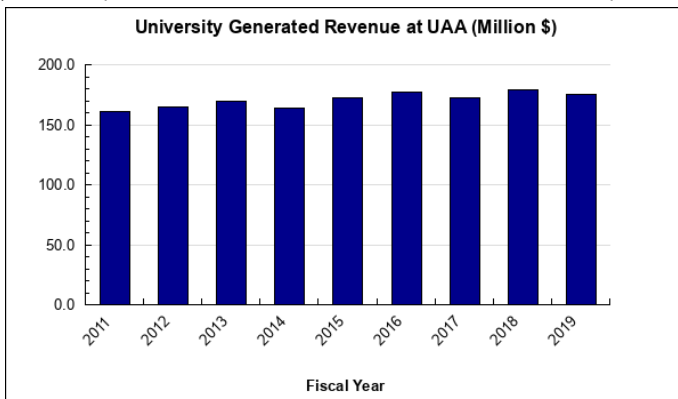
Located in Anchorage and on community campuses in Southcentral Alaska, UAA is committed to serving the higher education needs of the state, its communities, and its diverse peoples.

The University of Alaska Anchorage is an open access university with academic programs leading to occupational endorsements; undergraduate and graduate certificates; and associate, baccalaureate, and graduate degrees in a rich, diverse, and inclusive environment.

University of Alaska Anchorage Mission Statement
 Board of Regents' Policy 10.01.02
 Adopted 09-18-2007

Results

(Additional performance information is available on the web at <https://omb.alaska.gov/results>.)



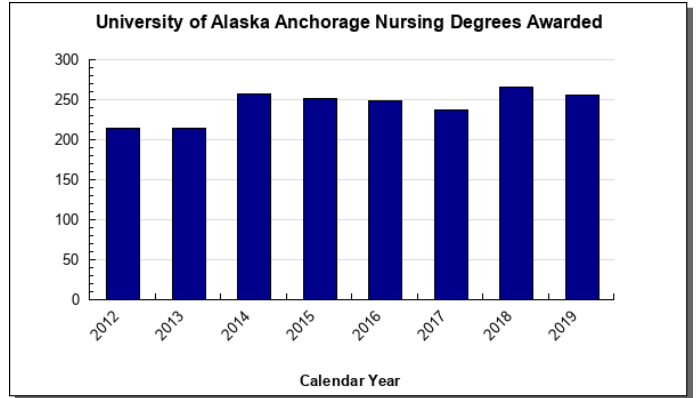
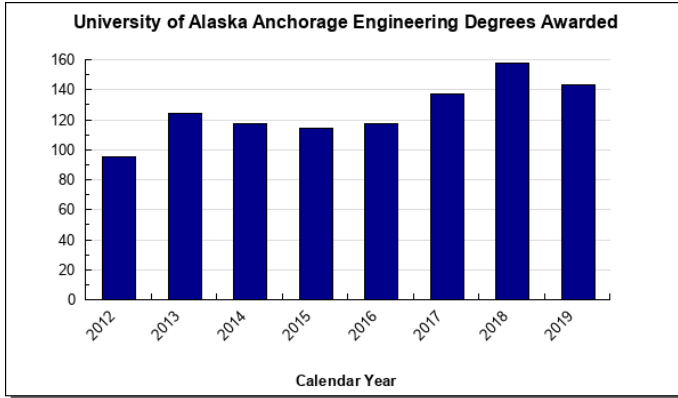
Core Services

- Support Alaska's economic development through excellence in research and workforce development.
- Serve as good stewards of our financial resources by managing revenue from tuition and fees.
- Ensure student success and achievement by improving retention rates for specific groups of first-time, full-time freshmen.
- Improve access to higher education by increasing student credit hour production in courses defined as eLearning.

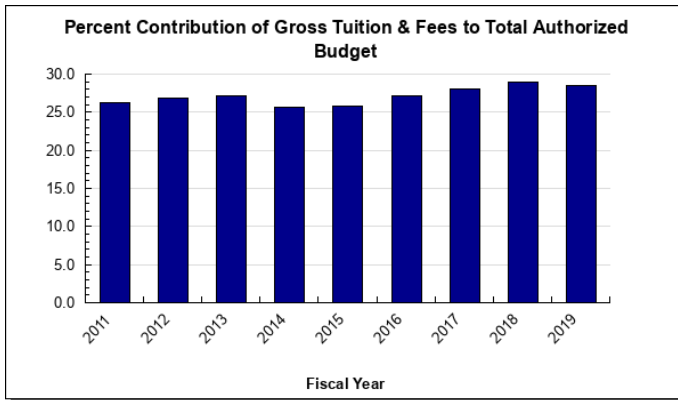
Measures by Core Service

(Additional performance information is available on the web at <https://omb.alaska.gov/results>.)

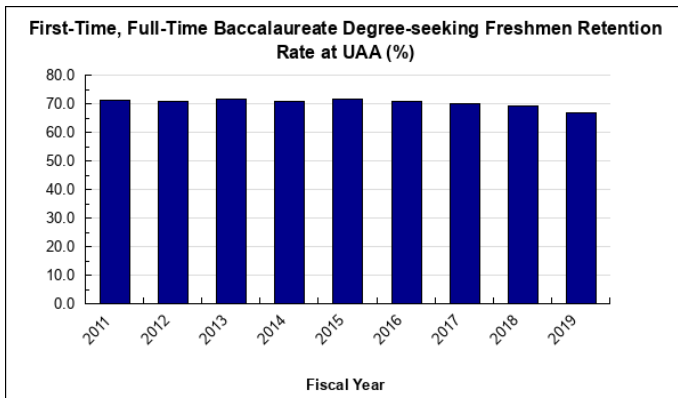
1. Support Alaska's economic development through excellence in research and workforce development.



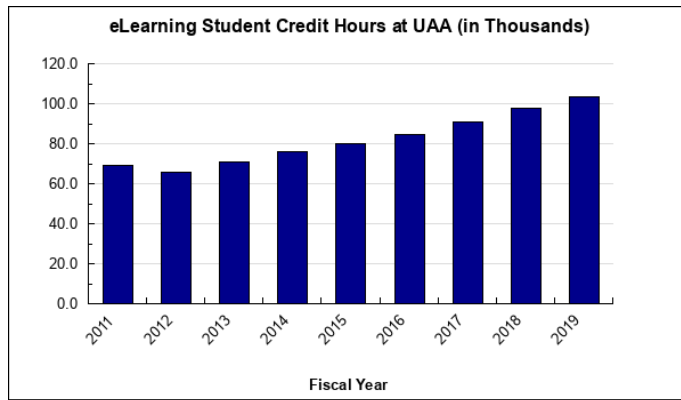
2. Serve as good stewards of our financial resources by managing revenue from tuition and fees.



3. Ensure student success and achievement by improving retention rates for specific groups of first-time, full-time freshmen.



4. Improve access to higher education by increasing student credit hour production in courses defined as eLearning.



Major RDU Accomplishments in 2019

UAA STUDENTS

- In fall 2012, 1,006 individuals entered UAA as first-time, full-time, baccalaureate degree-seeking students. Six years later 316 (31.4%) had earned their degree. This 6-year completion rate is the highest achieved at UAA since the institution began tracking this measure in 1999. While UAA's rate has improved, it remains below the average among its peers which was 38% for the fall 2012 cohort.
- 91% of UAA enrolled students are from Alaska. 53% of incoming first-time freshmen reported a 3.0 or better high school grade point average (GPA).
- UAA has become more diverse with 34% of the student population identifying as a minority. Alaska Natives are the largest group, and represented 10% of the fall enrollment in 2018.
- UAA students earned 2,317 degrees in FY2019, with 509 in health and 240 in engineering.
- UAA students received recognition for their achievements on state, national and international levels, including Fulbright scholarships, and substantial placements in national corrosion innovation, steel bridge, robotics, rocketry, and cyber industry competitions.

INSTITUTIONAL ACCREDITATION

In January, the Board of Commissioners of the Northwest Commission on Colleges and Universities (NWCCU) reaffirmed UAA's institutional accreditation, based on a comprehensive Self-Evaluation Report and peer evaluation site visit. This culminated more than two years of a broad and inclusive process to evaluate how well the institution is meeting its mission and serving its students. UAA received four commendations from NWCCU, each of which acknowledges a key area of accomplishment and reflects UAA values. The four commendations were:

- An inclusive planning process for UAA 2020, which brought the campuses together in an unprecedented joint effort focused on Student Success.
- Its culture of diversity and inclusivity, especially in relationship to Alaska Native communities.
- Its commitment to community engagement and the Public Square.
- Its extensive assessment efforts related to student learning. Faculty exhibit robust ownership and leadership in assessing academic programs, and also engage proactively in the multifaceted assessment of general education.

LAYING A FOUNDATION FOR SUCCESS IN COLLEGE

UPDATE ON STUDENT SUCCESS INITIATIVES

The goals for the UAA 2020 plan, a three-year strategic plan adopted in spring 2017, each focus on improving student success. Below is a recap of the substantial work done in the 2018-19 academic year.

- **FIRST YEAR ADVISING-** The Office of First Year Student Advising and Success opened in fall 2018 with a centralized advising team of seven advisors and a director. In addition to these advisors, the College of Engineering and the Community and Technical College dedicate advisors to serve first year students for all majors in their colleges. A First Year Advisor for Alaska Native Student Success was added to the team in fall

2018 to serve new incoming Alaska Native students.

- **ACADEMIC ADVISING-** An Academic Advising Steering Committee (AASC) was established in spring 2019 to improve consistency in academic advising across the campus and to clarify the role of faculty advisors. The committee is charged to provide strategic direction, policy recommendations, and implementation strategies that support student success through consistent and comprehensive advising across UAA. The committee includes representatives from each academic college, first year advising, and two community campus advising coordinators. In FY2019, the committee addressed accurate advisor assignments, clear descriptions of academic advisor roles and responsibilities, and a common Seawolf Tracks advising appointment campaign calendar to strategically communicate with students.
- **SEAWOLF TRACKS-** UAA launched *Seawolf Tracks*, Education Advisory Board's (EAB) Navigate platform for academic advisors and a companion app for students in fall 2018. Numerous training opportunities for professional and faculty advisors were offered throughout the year, resulting in 100 percent advisor adoption. By the end of the fiscal year, advisors logged nearly 20,000 advising appointment reports in *Seawolf Tracks*. Adoption rate by students is also high, with a 55 percent increase in downloads in spring 2019. *Seawolf Tracks* can also be used by faculty to send progress reports to students early in the semester with feedback on attendance and course progress. This was piloted in spring 2019 and will be rolled out campus wide in fall 2019.
- **ACADEMIC PATHWAYS-** In August 2018, an Academic Pathways Steering Committee formed to create “maps” or academic pathways. These pathways provide first-year students information about majors and career options in their general interest areas to build a foundation of success as they choose or progress in a major. The Committee categorized individual majors into academic umbrellas that share a similar focus and created first year course maps. Ten Academic Pathways have been created for baccalaureate degrees encompassing 40 degree programs, with four maps per level of writing and math placement for each Pathway.

CHANCELLOR'S TASK FORCE ON ALASKA NATIVE STUDENT SUCCESS

In February 2019, UAA Chancellor Cathy Sandeen charged a task force on Alaska Native student success that conducted a current state analysis of existing programs at UAA serving Alaska Native Students, reviewed programs effectively serving indigenous and rural students, identified evidence-based best practices that could be implemented, identify 2-3 high impact interventions that should be deployed, and make recommendations for next steps. The Task Force issued its final report in April 2019 and Chancellor Sandeen has prepared an Alaska Native Vision concept paper, both of which are available on the Chancellor's website. Recommendations include helping Alaska Native students arrive on campus prepared—both academically and socially through pre-college programs, utilizing peer-to-peer assistance and cohort models and living-learning communities to make sure students feel welcomed, connected, and supported.

SEAWOLVES SPEAK UP

UAA launched a new campaign in 2019 to raise awareness and encourage students, faculty, and staff to step in and speak up when they see something wrong. Initially aimed at raising awareness of dating violence and sexual assault, the campaign reinforced the need for building a community of respect and caring. The campaign used a series of images and statements depicting strength, support, and compassion. The series is posted on the UAA Dating Violence and Sexual Assault Coalition for Change webpage.

UAA AMONG THE TOP INSTITUTIONS SERVING BLACK STUDENTS

A report from the University of Southern California's Race and Equity Center placed UAA among only 36 out of 506 public institutions receiving an Equity Index Score of 3.0 or higher. The report analyzed data on four equity indicators and gave institutions letter grades on each. UAA received an “A” for gender equity; “Bs” for representation equity and for black student-to-black faculty ratio; and a “C” for completion equity. The national average for all public institutions was 2.02.

2019-20 MILITARY FRIENDLY SCHOOL

UAA has been named to the 2019 *Military Friendly*® Schools list for the eleventh consecutive year. This prestigious list serves as a comprehensive resource to help veterans, service members and their families select the best college, university or trade school to pursue education and training for a civilian career.

STUDENT ACHIEVEMENT

SEAWOLF ATHLETICS 2018-19 HIGHLIGHTS

Seawolf Athletics once again achieved national recognition as student athletes contributed 2,000 hours of community service to area nonprofit groups. Caroline Kurgat broke a nearly 31-year-old NCAA Division II record in the 10,000 meters and was named the 2018-19 Great Northwest Athletic Conference (GNAC) Female Athlete of the Year for the second consecutive year. Seawolves won their third straight year as GNAC All-Sports Champions. The Women's Basketball team won the GNAC regular season for the fifth year in a row.

YOUNGEST GRADUATE

Kahryn Buchanan, the youngest graduate at Kodiak College at age 17, was the spring 2019 student commencement speaker. Buchanan earned her associate degree at Kodiak College and has enrolled at the University of Alaska Fairbanks to study mechanical and aerospace engineering in the fall.

TEACHING AND LEARNING EXCELLENCE

COURSE REDESIGN TO IMPROVE STUDENT SUCCESS

The Center for Alaska Education Policy Research (CAEPR) is collaborating with the Department of Biological Sciences in a new National Science Foundation (NSF)-funded project to redesign UAA's general introductory biology course for non-majors. The goal is to increase student learning and engagement, and to encourage more UAA students to pursue science, technology, engineering, and mathematics (STEM) majors and careers. In the three-year research project, principal investigator (PI) Sarah Gerken, professor of biology, and co-PI, Dayna Jean Defeo, director of CAEPR, will explore new techniques and innovative teaching methods for delivering general biology education. They will also identify elements of the recent redesign of UAA's introductory biology for majors that support student success, and use those to inform the new curriculum. In addition, funding is provided to support faculty participation in workshops to ensure the curriculum will be paired with best practice instructional strategies.

NEW PARTNERSHIP FOR HEALTH CARE PROVIDERS

The College of Health and the Council on Domestic Violence and Sexual Assault partnered to offer the first Alaska Comprehensive Forensic Training Academy in May 2019. The academy, the only such program in the nation, was established to provide nurses and health care providers with important skills and tools to assist victims of trauma. The academy consists of 20-25 hours of online modules, followed by 20-25 hours of face-to-face learning.

RESEARCH, SCHOLARSHIP, AND CREATIVE ACTIVITY

NATIONAL ACADEMY OF INVENTORS CHAPTER FORMED AT UAA

UAA established a Chapter of the National Academy of Inventors (NAI) and held an induction ceremony for the first chapter members in September 2018. The formation of this chapter recognizes UAA's involvement in inventions, patents, and start-ups, and encourages faculty to transform their research into inventions that benefit society.

INVENTIONS AND PATENTS

In FY2019, UAA filed 14 invention disclosures, double the historical median number of seven per year. Four new patents were received. Patents issued in 2018-19 include:

- Devices, systems, and methods for determining linear and angular accelerations of the head
- Tap guide device and systems and methods for using the same
- Heating panels and systems and methods of using same

MICROBIOLOGISTS WORKING WITH NASA ON NEW BIOFUEL

UAA Biological Sciences is researching a way to produce the biofuel known as isobutene more efficiently. Isobutene is a gas that serves as a key component in a variety of everyday products, from rubbers, plastics and detergents to lubricants and gasoline additives.

DOCUMENTING SPREAD OF INVASIVE PLANTS IN ALASKA'S LAKES

The Institute of Social and Economic Research (ISER) and Engineering Computer Science are working with Honors College to get a better understanding of how Elodea, an invasive freshwater plant in Alaska, is being spread across the state by floatplanes. Funded with an Honors College grant and support from Rust's Flying Service, the project involves investigating the feasibility of using images captured by cameras installed on floatplanes as part of a "big data" citizen science project.

ACCESSIBLE WAYFINDING AND CAMPUS NAVIGATION SYSTEM

UAA is the first university campus in the world to fully map and install a campus-wide technology that is accessible and inclusive for blind or low-vision students. Using a grant from the University Technology Council, Disability Support Services (DSS) researched, developed and installed an Accessible Wayfinding and Campus Navigation System (AWCNS). The system consists of a free UAA-WAY app and a public website that gives real-time, audio feedback to the user regarding their location, as well as any potential hazards they could encounter on their way.

COMMUNITY OUTREACH AND PARTNERSHIPS

PRINCE WILLIAM SOUND COLLEGE (PWSC) COMMUNITY OUTREACH

PWSC strengthened community partnerships and educated the public on the benefit of educational programs through numerous outreach events, such as:

- Partnered with Donlon Gold Mine to present how a Millwright Occupational Endorsement Certificate connects to real jobs in the industry;
- Partnered with Providence Valdez Counseling Center to provide training for all staff and faculty on how to address disruptive behavior;
- Provided local students with free training in job hunting skills, including resume building, writing cover letters, and interviewing;
- Participated in Taititlek's Peksulineq Cultural Heritage Week Festival;
- Hosted an informational booth at the Alaska School Counselor Association (ASCA) Counselor Conference, networking with high school counselors across the state to market PWSC and recruit students;

KODIAK COLLEGE FIFTIETH ANNIVERSARY

Kodiak College celebrated its Fiftieth Anniversary with year-long festivities ending in spring. Activities included special student recognition, family entertainment, a community barbeque and culminated in a student led collection of non-perishable goods for the Kodiak Brother Francis Shelter. Carolyn Floyd, the KoC administrator who advocated, planned, organized, and then led the college for many years was honored for years of dedication and service to the college students, staff, and faculty.

CLIMATE ACTION PLAN

In May 2019, the Anchorage Assembly adopted the Anchorage Climate Action Plan. The plan culminated an intense community effort over the past year, but began just over 10 years ago with a UAA class project. Professors travelled to Tromsø, Norway to learn how the circumpolar north city was incorporating policy into local government to combat climate change. The class prepared a draft plan they presented to outgoing Mayor Mark Begich. In 2017, Mayor Ethan Berkowitz resurrected the plan, and with help from UAA, a new draft was created and ultimately approved. UAA will continue its collaboration with the Municipality to begin implementation.

INTERNATIONAL FOOD CONFERENCE

UAA, in collaboration with Alaska Pacific University, hosted the joint annual meetings and conference of the Association for the Study of Food and Society (ASFS) and the Agriculture, Food, and Human Values Society (AFHVS). The conference theme, "Finding Home in the Wilderness: Explorations in Belonging in Circumpolar Food Systems" focused the conference on the roles of landscape and indigenous cultures in influencing food practices and systems.

BOOKS OF THE YEAR

More than 1,000 people, including students, faculty, staff, and community members, attended events featuring indigenous author and activist Winona LaDuke on the UAA, Kenai Peninsula College, and Alaska Pacific University campuses. Her book, *The Winona LaDuke Chronicles*, is one of the six books chosen for the Building Community Resilience theme of the 2018-2020 Books of the Year. Her keynote lecture, *The Next Energy Economy: Grassroots Strategies to Mitigate Global Climate Change, and How We Move Ahead*, was held in the Wendy Williamson Auditorium.

BUSINESS ENTERPRISE INSTITUTE PROGRAM HIGHLIGHTS

The UAA Business Enterprise Institute (BEI) portfolio of programs provides technical assistance and other services to businesses and communities to advance economic development and link them with expertise and talent at the university.

- **Rural Business Kiosks-** the Small Business Development Center (SBDC) recently deployed a series of business kiosks in rural communities with the assistance of a United States Department of Agriculture Rural Business Development Grant. These standalone kiosks, housed by community partner organizations, allow rural entrepreneurs to schedule remote sessions with a business advisor for real-time one-on-one advising sessions, transfer documents desktop-to-desktop, set up a training schedule, view training videos on-demand, do online research, and more.
- **Alaska Manufacturing Extension Partnership-** the National Institute of Standards and Technology selected UAA as the next operator of the Alaska Manufacturing Extension Partnership (MEP) Center. This largely federally funded program will work with manufacturers to help create and maintain jobs, provide classroom-style courses and workshops, and offer one-on-one consultations. Partners include the Alaska Regional Development Organizations, the Alaska Process Industry Careers Consortium, the UAF Marine Advisory Program, the Alaska Small Business Development Center, the Institute for Circumpolar Health Studies, and the UAF College of Engineering and Mines.
- **Ideas To Dollars In Rural Alaska-** the Center for Economic Development (CED) led workshops for more than 60 entrepreneurs and aspiring entrepreneurs in Kodiak, Bethel, St. Mary's Klawock, Utqiagvik, and Soldotna. The curriculum emphasizes understanding customer needs, personal goals and strengths, and financial fundamentals in a way that is culturally relevant.

Key RDU Challenges

STUDENT SUCCESS

UAA has implemented many programs designed to improve student learning. For traditional measures such as retention and the graduation rate, UAA is seeing progress, but much more is needed. UAA must address the challenges of first generation students, Veterans, non-traditional students, and the high percentage of students underprepared for college-level work. UAA has been experiencing declining enrollments for the past six years. Factors include reduced populations of Alaskan high school students, the state of Alaska's economy, significant decrease in the oil/gas industry on the Kenai Peninsula, and increased competition from outside universities offering distance classes.

TEACHING AND LEARNING

UAA has invested in improving quality and quantity of courses and programs offered via eLearning (online and distance delivery). However, this has occurred generally on a campus-by-campus and program-by-program basis. Title III improvement grants at Kenai Peninsula College, Kodiak College, and the Anchorage Campus have enhanced instruction and student support services, and increased distance education enrollments, however, much work remains to ensure a comprehensive on-line learning environment for all students.

TEXTBOOK AFFORDABILITY

The Student Success Advisory Council Textbook Affordability Subcommittee and Academic Innovations & eLearning partnered to create a Tech Fellows/Textbook Transformation Fellowship in partnership with the long-standing Academic Innovations & eLearning Tech Fellows learning community. This program supports support faculty by providing training and resources needed to redesign their courses using free-to-access or Open Education Resources. Open course materials directly impact student success by improving student performance and retention, especially for low-income, part-time, and first-generation students. Thirteen faculty were selected for this competitive fellows program.

University bookstore operations across the nation are challenged financially due to evolving student purchasing habits and faculty teaching methods. In response, a University work team recently completed an assessment of possible management structures and product delivery options for the Anchorage campus Bookstore. Input was received from a variety of university employees through interview, forum and governance presentations, as well as other UA system bookstore operations. A report of options has been provided to UAA leadership to select the most effective model for the campus going forward.

ADMINISTRATIVE OVERHEAD REDUCTIONS

The UA system office and campus administrative leaders see opportunities for budget savings by eliminating duplicated administrative services at the three major university campuses. Restructuring has begun for shared services across the campuses with human resources and procurement. Other areas still under consideration include: information technology and development. Teams are working to identify potential cost efficiencies, align procedures and policies across the system, determine location of service delivery, and achieve economies of scale. This administrative restructure should result in more efficient organization, improved service excellence and budget reductions.

DIVERSIFY FUNDING SOURCES AS STATE FUNDING DECLINES

The institution spends years developing important relationships with potential donors to invest in the future of the university, however, challenges are anticipated in the near term as large contributors (BP) leave the state and new relationships are cemented over time. Structural changes in the reporting structure of campus development offices under the UA Foundation also contributes to further uncertainty as to the flow of funds to individual universities.

Community campus support from local boroughs could be threatened as budget reductions cause municipalities to decrease investments in local university campuses. KPC has received funding from the Kenai Peninsula Borough since 1992. In 2019, over \$800,000 contributed to a variety of programs and positions as well as a tuition discount program for high school juniors and seniors.

COMMUNITY PARTNERSHIPS

The Alaska Small Business Development Center (SBDC) has twelve business advisors located in seven regional centers (Anchorage, Fairbanks, Juneau, Ketchikan, Soldotna, Seward, and Wasilla) across the state to serve the needs of Alaskans. A key partner program of the SBDC, the Alaska Procurement Technical Assistance Center (PTAC), has four contract specialists located in two regions (Southcentral and Interior) of the State. The magnitude of the geographic area poses serious challenges to providing effective and meaningful support and education, especially for Alaskans in more remote communities where the help and economic opportunity is most desperately needed.

The Alaska SBDC is working on developing tools and trainings that allow the program to reach more Alaskans efficiently; however, expanding program capabilities will require additional staff and resources. The Alaska PTAC is continually tasked with creating tools and strategies with limited resources to bridge the education gap that contractors and small businesses have in doing business in a complex government procurement process. Collectively, the Alaska SBDC and PTAC reach into more than 100 communities across Alaska each year.

Significant Changes in Results to be Delivered in FY2021

The UAA 2020 strategic plan goals are to: advance a culture of institutional excellence that inspires and enables student, faculty and staff success; to increase the number of students and percentage of students who persist and complete their educational goals; and to graduate more students to fill Alaska's need. UAA 2020 values of student success, excellence, access and affordability guide the direction of UAA to reduce barriers for students, improve access to advising, lower costs, and help students graduate with a degree and gain employment in Alaska.

As UAA implements new fiscal realities, the university commits to evaluating each budget-related decision and trade-off in light of these guiding principles.

- Align with UAA 2020 priorities, UA priorities, and Northwest Commission on Colleges and Universities (NWCCU) standards
- Keep students and student success at the center
- Preserve diversity and inclusion
- Preserve access and community engagement missions, including service to Alaska Native communities
- Protect and promote research and scholarship consistent with our mission
- Protect and expand revenue-generating functions (enrollment, development, contracts and grants)
- Streamline and consolidate where possible
- Emphasize programs that support needs of the state
- Emphasize programs with high graduation rates and high employment rates
- Identify partnerships and collaborations to preserve program access
- Preserve capacity to innovate and implement change

- Maintain baseline safety, security, and compliance
- Be transparent and honest
- Be compassionate and humane toward our people
- Announce decisions as quickly as possible—people’s futures are at stake

ACADEMIC COST REDUCTIONS

The institution has made lowering the cost per award, a direct measure of cost to students, a goal in *UAA 2020*. The knowledge gained by looking deeply into advising systems, course sequencing, course pass rates, and section management that is occurring as part of the implementation of *UAA 2020* will be used to help students reduce time to degree, and improve overall cost efficiencies without sacrificing quality of instruction.

ENROLLMENT AND DEGREE/CERTIFICATE COMPLETION RATES

As an open access institution, UAA serves all who can benefit from higher education, including those who are not college-ready in one or more of the basic skills of reading, writing, and computation. The implementation of goals and strategies identified through *UAA 2020* and the partnership with the Education Advisory Board’s Student Success Collaborative should help students succeed at UAA. Building on programs such as Middle College Schools in the Anchorage and Mat-Su campuses, the Kenai Peninsula College JumpStart program, and the Alaska Native Science and Engineering Program (ANSEP) Middle and High School Academics will help students better prepare for college.

CAMPUS SECURITY

Anchorage campus has identified a significant need to update building access systems with uniform control software. Currently, there are out-of-date systems, unsupported access control software, and trial systems on some buildings. UAA will increase the security of all spaces on campus by providing doors that have code compliant, lockable hardware within the context of a modern electronic access system. Secure buildings reduce property loss and vandalism. Additional benefits include UPDs ability to monitor and control from dispatch allowing for safe pathways for students and campus users. Cost estimates for full implementation of the report recommendations exceed \$12 million. A project request is underway to fully assess and design a plan of execution, to be implemented in phases over time.

COORDINATE ALASKA NATIVE PROGRAMS

To centralize Alaska Native student success efforts, the institution is working toward co-location of Alaska Native student serving programs and academic programs under the umbrella of an “Alaska Native Learning Center.” This structure will ensure collaboration, communication, data-informed decision making across the institution, and implementing mutually agreed-upon strategies.

PARTNERSHIPS

The Alaska SBDC will continue to support technology entrepreneurs across Alaska with commercialization of their technology through the Alaska Seed Fund, Small Business Innovation Research (SBIR) Phase 0 grants and partnerships with technology focused programs. The Alaska SBDC strives to advance Alaska’s key sectors working in close collaboration with entities like the Ocean Industry Cluster, the State Committee on Research, local economic organizations, chambers of commerce and numerous private sector firms seeking to bolster Alaska’s supply chain.

The Alaska PTAC is striving for greater engagement from government contracting officers in Alaska, educators, elected leaders, and resource partners to work collaboratively on increasing the potential for Alaska business to compete successfully in the government marketplace. Some of these efforts involve the Joint Base Elmendorf-Richardson (JBER) Artic Spark Innovation Cell, the National 8a Association, the Association of General Contractors, US Forest Service, Veterans Business Outreach Center, and the Department of Transportation (DOT) Civil Rights Office.

UAA continues to meet with industry leaders statewide to be responsive to industry and community needs through innovative programming and is committed to serving the higher education needs of the state, its communities, and its diverse peoples.

PURSUE DIVERSIFIED FUNDING SOURCES

The university actively reviews properties for potential revenue streams, either through sale or lease. The budget climate has accelerated the need for alternate revenue streams. Moving departments out of the University Center is allowing UAA to lease the space, leveraging a revenue-generating opportunity, which is significant during this time of

budget reductions. Even so, at the core of this decision is student success. UAA's campus facilities master plan calls for centralizing student services near the campus core so that they are easily accessible.

TECHNOLOGY INVESTMENTS TO LOWER COSTS AND INCREASE ACCESS

The creation of the Online Learning Advisory Council (OLAC) provides a university-wide representative body to formulate distance learning policies and services across all campuses. The mission of the Council will improve the student online experience by: 1) developing institution-wide distance education policy and planning, structure, and technology; 2) providing a forum for discussion of implementation of learning technologies; and 3) serving as a venue for review and approval for distance education activities.

Contact Information
<p>Contact: Michelle Rizk, Vice President, University Relations Phone: (907) 450-8187 E-mail: marizk@alaska.edu</p>

**University of Alaska Anchorage
RDU Financial Summary by Component**

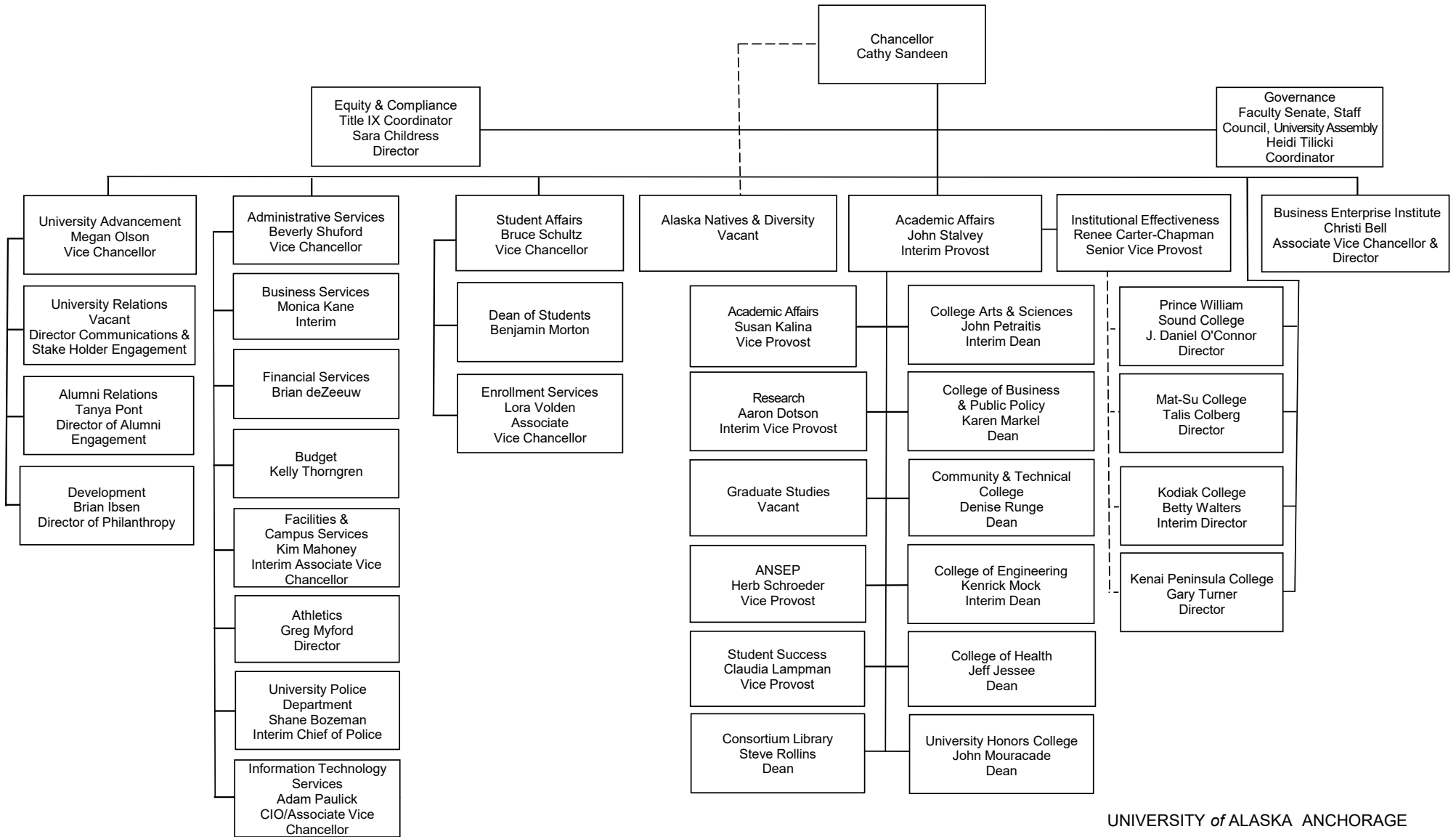
All dollars shown in thousands

	FY2019 Actuals				FY2020 Management Plan				FY2021 Governor			
	UGF+DGF Funds	Other Funds	Federal Funds	Total Funds	UGF+DGF Funds	Other Funds	Federal Funds	Total Funds	UGF+DGF Funds	Other Funds	Federal Funds	Total Funds
Formula Expenditures None.												
Non-Formula Expenditures												
Anchorage Campus	211,261.3	16,780.2	29,811.9	257,853.4	210,838.0	16,792.5	28,295.2	255,925.7	201,313.0	16,777.5	28,295.2	246,385.7
Small Business Dev Center	1,148.8	650.2	712.2	2,511.2	1,509.6	975.0	1,200.0	3,684.6	1,509.6	975.0	1,200.0	3,684.6
Kenai Peninsula College	13,440.0	174.1	6.7	13,620.8	0.0	0.0	0.0	0.0	0.0	0.0	0.0	0.0
Kodiak College	4,034.1	158.3	0.0	4,192.4	0.0	0.0	0.0	0.0	0.0	0.0	0.0	0.0
Matanuska-Susitna College	9,299.5	9.7	0.0	9,309.2	0.0	0.0	0.0	0.0	0.0	0.0	0.0	0.0
Prince Wm Sound College	4,977.0	146.0	121.9	5,244.9	0.0	0.0	0.0	0.0	0.0	0.0	0.0	0.0
Totals	244,160.7	17,918.5	30,652.7	292,731.9	212,347.6	17,767.5	29,495.2	259,610.3	202,822.6	17,752.5	29,495.2	250,070.3

**University of Alaska Anchorage
Summary of RDU Budget Changes by Component
From FY2020 Management Plan to FY2021 Governor**

All dollars shown in thousands

	<u>Unrestricted Gen (UGF)</u>	<u>Designated Gen (DGF)</u>	<u>Other Funds</u>	<u>Federal Funds</u>	<u>Total Funds</u>
FY2020 Management Plan	93,554.7	118,792.9	17,767.5	29,495.2	259,610.3
One-time items:					
-Anchorage Campus	0.0	0.0	-1,681.5	0.0	-1,681.5
Adjustments which continue current level of service:					
-Anchorage Campus	0.0	0.0	1,666.5	0.0	1,666.5
Proposed budget decreases:					
-Anchorage Campus	-9,525.0	0.0	0.0	0.0	-9,525.0
FY2021 Governor	84,029.7	118,792.9	17,752.5	29,495.2	250,070.3



UNIVERSITY of ALASKA ANCHORAGE

State of Alaska FY2021 Governor's Operating Budget

University of Alaska Anchorage Campus Component Budget Summary

Component: Anchorage Campus

Contribution to Department's Mission

The UAA Anchorage campus, located in the largest city in the state, served more than 18,400 students in FY2019. These students enrolled to pursue their personal and professional education goals, including occupational endorsements, undergraduate and graduate certificates, professional licensures, and associate, baccalaureate, master's, and doctoral degrees. Of the nearly 200 programs offered, half are in high demand job areas. As the state's health campus, more than 25 percent of the high demand job area programs are in health-related fields. Degrees and certificates earned in high demand job area programs make up nearly 70 percent of all annual awards, and help fulfill the state's need for qualified workers.

As an open-access institution, the university is committed to instructional quality at all academic levels no matter how the instruction is delivered. Increased online course offerings provide access for students who are working or have family commitments that make attending traditional face-to-face classes difficult. Testing, advising, and a suite of student support programs from college preparatory courses, tutoring, and monitored learning centers help students succeed regardless of their educational goals and college readiness.

The Anchorage campus provides a rich, diverse, and inclusive environment, and recognizes that diversity maximizes its creativity, innovation, educational excellence, and outstanding services to the community. Programs demonstrating this commitment include the Diversity Action Council, Alaska Native Student Services, the Multicultural Center, and the National Coalition Building Institute. UAA's Difficult Dialogues Initiative supports students, faculty, and staff in addressing controversial topics with respect and civility.

The Anchorage campus is a good steward of its financial resources, generating 60 percent of all expenditures from University receipts other than state allocations. Partnerships with nonprofit and for-profit institutions provide not only financial support but offer opportunities for students, faculty, and staff to engage productively in the community. UAA was one of the first institutions granted the "Community Engagement" classification in 2006 by the Carnegie Foundation for the Advancement of Teaching, and it successfully gained re-approval of this designation in 2015. These engagement activities include mutually beneficial student learning experiences with school districts and nonprofit agencies and community-based research to help address a community need.

Core Services

- Approximately 200 academic programs leading to occupational endorsements, professional licensure, undergraduate and graduate certificates, associate, baccalaureate, master's and doctoral degrees.
- Student-centered programs supporting academic and personal success are provided throughout academic and administrative departments.
- 18 Centers and Institutes devoted to special concerns and opportunities associated with northern populations, including The Institute of Social and Economic Research, The UAA Justice Center, the Institute for Circumpolar Health Studies, and the Alaska Center for Rural Health.
- Research, creative works, and commercialization at the Anchorage campus are supported through the Office of Research and Graduate Studies, and are largely related to addressing Alaska-specific or northern issues.
- The Alaska Native Science and Engineering Program (ANSEP) and the Recruiting and Retention of Alaska Natives into Nursing (RRANN) program directly support Alaska Native students' academic success.

Major Component Accomplishments in 2019

See University of Alaska Anchorage RDU

Key Component Challenges

See University of Alaska Anchorage RDU

Significant Changes in Results to be Delivered in FY2021

See University of Alaska Anchorage RDU

Statutory and Regulatory Authority

No statutes and regulations.

Contact Information
<p>Contact: Michelle Rizk, Vice President, University Relations Phone: (907) 450-8187 E-mail: marizk@alaska.edu</p>

Anchorage Campus Personal Services Information				
Authorized Positions			Personal Services Costs	
	<u>FY2020</u> <u>Management</u> <u>Plan</u>	<u>FY2021</u> <u>Governor</u>		
Full-time	1315	1315	Annual Salaries	0
Part-time	37	37	Premium Pay	0
Nonpermanent	0	0	Annual Benefits	0
			Labor Pool(s)	0
			<i>Less % Vacancy Factor</i>	<i>()</i>
Totals	1352	1352	Total Personal Services	

Position Classification Summary					
Job Class Title	Anchorage	Fairbanks	Juneau	Others	Total
No personal services.					
Totals	0	0	0	0	0

Component Detail All Funds
University of Alaska

Component: Anchorage Campus (753)
RDU: University of Alaska Anchorage (235)

Non-Formula Component

	FY2019 Actuals	FY2020 Conference Committee	FY2020 Authorized	FY2020 Management Plan	FY2021 Governor	FY2020 Management Plan vs FY2021 Governor	
71000 Personal Services	155,137.6	157,118.8	157,118.8	146,164.2	146,164.2	0.0	0.0%
72000 Travel	4,313.0	4,322.7	4,322.7	3,950.0	3,950.0	0.0	0.0%
73000 Services	57,365.1	61,150.7	61,150.7	62,714.0	53,174.0	-9,540.0	-15.2%
74000 Commodities	13,966.7	13,846.6	13,846.6	14,491.5	14,491.5	0.0	0.0%
75000 Capital Outlay	7,127.8	5,625.1	5,625.1	7,778.8	7,778.8	0.0	0.0%
77000 Grants, Benefits	14,691.2	19,441.3	19,441.3	16,009.8	16,009.8	0.0	0.0%
78000 Miscellaneous	5,252.0	4,490.6	4,490.6	4,817.4	4,817.4	0.0	0.0%
Totals	257,853.4	265,995.8	265,995.8	255,925.7	246,385.7	-9,540.0	-3.7%
Fund Sources:							
1002 Fed Rcpts (Fed)	29,811.9	28,295.2	28,295.2	28,295.2	28,295.2	0.0	0.0%
1003 G/F Match (UGF)	19.8	19.8	19.8	19.8	19.8	0.0	0.0%
1004 Gen Fund (UGF)	102,030.2	102,309.0	102,309.0	91,819.5	82,294.5	-9,525.0	-10.4%
1007 I/A Rcpts (Other)	6,043.0	5,826.2	5,826.2	5,826.2	5,826.2	0.0	0.0%
1037 GF/MH (UGF)	678.7	755.8	755.8	755.8	755.8	0.0	0.0%
1048 Univ Rcpt (DGF)	106,894.6	116,311.8	116,311.8	116,311.8	116,311.8	0.0	0.0%
1061 CIP Rcpts (Other)	834.2	400.0	400.0	400.0	400.0	0.0	0.0%
1092 MHTAAR (Other)	1,507.6	1,681.5	1,681.5	1,681.5	1,666.5	-15.0	-0.9%
1151 VoTech Ed (DGF)	1,638.0	1,511.7	1,511.7	1,931.1	1,931.1	0.0	0.0%
1174 UA I/A (Other)	8,395.4	8,884.8	8,884.8	8,884.8	8,884.8	0.0	0.0%
Unrestricted General (UGF)	102,728.7	103,084.6	103,084.6	92,595.1	83,070.1	-9,525.0	-10.3%
Designated General (DGF)	108,532.6	117,823.5	117,823.5	118,242.9	118,242.9	0.0	0.0%
Other Funds	16,780.2	16,792.5	16,792.5	16,792.5	16,777.5	-15.0	-0.1%
Federal Funds	29,811.9	28,295.2	28,295.2	28,295.2	28,295.2	0.0	0.0%
Positions:							
Permanent Full Time	1,335	1,335	1,335	1,315	1,315	0	0.0%
Permanent Part Time	37	37	37	37	37	0	0.0%
Non Permanent	0	0	0	0	0	0	0.0%

Change Record Detail - Multiple Scenarios with Descriptions
University of Alaska

Component: Anchorage Campus (753)
RDU: University of Alaska Anchorage (235)

Scenario/Change Record Title	Trans Type	Totals	Personal Services	Travel	Services	Commodities	Capital Outlay	Grants, Benefits	Miscellaneous	Positions		NP
										PFT	PPT	
***** Changes From FY2020 Conference Committee To FY2020 Authorized *****												
FY2020 Conference Committee												
	ConfCom	265,995.8	157,118.8	4,322.7	61,150.7	13,846.6	5,625.1	19,441.3	4,490.6	1,335	37	0
1002 Fed Rcpts		28,295.2										
1003 G/F Match		19.8										
1004 Gen Fund		102,309.0										
1007 I/A Rcpts		5,826.2										
1037 GF/MH		755.8										
1048 Univ Rcpt		116,311.8										
1061 CIP Rcpts		400.0										
1092 MHTAAR		1,681.5										
1151 VoTech Ed		1,511.7										
1174 UA I/A		8,884.8										
Subtotal		265,995.8	157,118.8	4,322.7	61,150.7	13,846.6	5,625.1	19,441.3	4,490.6	1,335	37	0

***** Changes From FY2020 Authorized To FY2020 Management Plan *****												
Transfer Authority to Distribute \$25M of the Unallocated Reduction												
	Trout	-9,163.6	0.0	0.0	-9,163.6	0.0	0.0	0.0	0.0	0	0	0
1004 Gen Fund		-9,163.6										

Transfers between allocations deemed necessary for FY2020.

1004 General Fund

(\$9,163.6) Anchorage Campus
(\$12,494.5) Fairbanks Campus
(\$3,341.9) Statewide Services
\$25,000.0 Systemwide Budget Reductions/Additions

Transfer Authority and Positions for HR Redesign												
	Trout	-1,343.2	0.0	0.0	-1,343.2	0.0	0.0	0.0	0.0	-16	0	0
1004 Gen Fund		-1,343.2										

The Human Resources redesign is a complete reorganization into a function-based reporting and operating structure across the entire UA system. The redesign transferred positions and the following budgets from campuses to the Statewide Services office:

1004 General Fund

(1,343.2) Anchorage Campus
(1,346.3) Fairbanks Campus

Change Record Detail - Multiple Scenarios with Descriptions
University of Alaska

Component: Anchorage Campus (753)
RDU: University of Alaska Anchorage (235)

Scenario/Change Record Title	Trans Type	Totals	Personal Services	Travel	Services	Commodities	Capital Outlay	Grants, Benefits	Miscellaneous	Positions		NP
										PFT	PPT	
2,689.5	Statewide Services											
Transfer Positions Between Allocations for Anticipated Needs												
	Trout	0.0	0.0	0.0	0.0	0.0	0.0	0.0	0.0	-4	0	0
Position transfers deemed necessary to accurately reflect University position assignments for FY2020. Positions will be transferred between various University allocations.												
Transfer Authority to Reallocate \$5M for Strategic Initiatives												
	Trin	17.3	0.0	0.0	17.3	0.0	0.0	0.0	0.0	0	0	0
1004 Gen Fund		17.3										
Transfers between allocations deemed necessary for FY2020.												
1004 General Fund												
Contributions to Pool												
\$1,832.7	Anchorage Campus											
\$2,498.8	Fairbanks Campus											
\$668.5	Statewide Services											
Investment from Pool												
\$1,850.0	Anchorage Campus											
\$1,775.0	Fairbanks Campus											
\$1,275.0	Statewide Services											
\$100.0	Statewide Networks											
Transfer Authority to Align with Distributions												
	Trin	419.4	0.0	0.0	419.4	0.0	0.0	0.0	0.0	0	0	0
1151 VoTech Ed		419.4										
Transfers between allocations deemed necessary for FY2020.												
1151 Tech Voc Educ Program												
(692.9) Budget Reductions/Additions - Systemwide												
419.4	Anchorage Campus											
73.5	Fairbanks Campus											
200.0	Statewide Services											
Align Authority with Anticipated Expenditures												
	LIT	0.0	-10,954.6	-372.7	11,633.4	644.9	2,153.7	-3,431.5	326.8	0	0	0

Change Record Detail - Multiple Scenarios with Descriptions
University of Alaska

Component: Anchorage Campus (753)
RDU: University of Alaska Anchorage (235)

Scenario/Change Record Title	Trans Type	Totals	Personal Services	Travel	Services	Commodities	Capital Outlay	Grants, Benefits	Miscellaneous	Positions		
										PFT	PPT	NP
Transfers within the allocation that University management and the Board of Regents have deemed necessary to accurately reflect revenue and expenditure levels for FY2020.												
	Subtotal	255,925.7	146,164.2	3,950.0	62,714.0	14,491.5	7,778.8	16,009.8	4,817.4	1,315	37	0
***** Changes From FY2020 Management Plan To FY2021 Governor *****												
Reverse Mental Health Trust Recommendation												
	OTI	-1,681.5	0.0	0.0	-1,681.5	0.0	0.0	0.0	0.0	0	0	0
1092 MHTAAR		-1,681.5										
Reverse Mental Health Trust recommendation to reflect zero-based mental health budget.												
MH Trust: Workforce - Alaska Area Health Education Centers												
	IncT	55.0	0.0	0.0	55.0	0.0	0.0	0.0	0.0	0	0	0
1092 MHTAAR		55.0										
Alaska Area Health Education Centers (AHEC) will implement multiple community-based behavioral health day camps. Locations will include Northwest, Southeast, Yukon-Kuskokwim and others. It will concentrate on behavioral health careers exploration. There will be additional camps around the state depending on availability of staff and need. With current Medicaid expansion, reform and redesign as well as Criminal Justice Reinvestment efforts, it is critical that Alaska engage and recruit our youth into behavioral health occupations. The camps will engage and educate students on key topics in behavioral health including abuse, neglect, addiction, grief, stress, and mental health while discovering career paths within the field. Students will explore careers including social work, counseling, behavioral health aides, psychologists, psychiatrists, and other positions within the field of behavioral health and social services. The camp will also include Student Mental Health First Aid training for students; opportunity to earn dual credit; presentations from local elders, clinicians, substance abuse counselors, and behavioral health aides; tours of local providers and featured discussion panels. The AHEC was able to secure a Department of Education and Early Development Carl Perkins Postsecondary Career and Technical Education Implementation grant. This three year grant will allow the AHEC's to operate the camps as residential camps in our rural communities.												
MH Trust: Dis Justice - Alaska Justice Information Center												
	IncT	225.0	0.0	0.0	225.0	0.0	0.0	0.0	0.0	0	0	0
1092 MHTAAR		225.0										
Funds will be used to support the continued operations of the Alaska Justice Information Center (AJiC). The AJiC collects data from key criminal justice agencies to create an integrated data platform that would support many kinds of criminal justice research in Alaska. For example, the AJiC will provide (1) reports on the state of the criminal justice system in Alaska, (2) answers to data questions from agencies and legislators, and (3) reports on the status of Trust beneficiaries within the criminal justice system. The AJiC will have the capacity to develop an Alaska-based inventory of best practices for public protection and keeping Alaskans safe as well as fostering economic development and self-sufficiency. The FY2021 Mental Health Trust Authority Authorized Receipt (MHTAAR) increment maintains the FY2020 level of funding and momentum of effort.												
MH Trust: Workforce - The Alaska Training Cooperative												
	IncT	984.0	0.0	0.0	984.0	0.0	0.0	0.0	0.0	0	0	0
1092 MHTAAR		984.0										

Change Record Detail - Multiple Scenarios with Descriptions
University of Alaska

Component: Anchorage Campus (753)
RDU: University of Alaska Anchorage (235)

Scenario/Change Record Title	Trans Type	Totals	Personal Services	Travel	Services	Commodities	Capital Outlay	Grants, Benefits	Miscellaneous	Positions		
										PFT	PPT	NP
<p>The Alaska Training Cooperative (AKTC) will promote career development opportunities for non-degreed professionals, direct service workers, supervisors, and professionals in the behavioral health, home and community-based, and long-term care support services working with Alaska Mental Health Trust Authority beneficiaries. Strategies include technical assistance and training which is accessible and coordinated and available in rural Alaskan communities by blending evidence-based practices with traditional wisdom. The AKTC will collaborate with other training entities, document and report training data and when needed, respond to Trust staff and provider requests for additional training related to Medicaid expansion, reform, and redesign as well as Criminal Justice Reinvestment.</p>												
MH Trust: Benef Employment - Supported Employment Workforce												
1092 MHTAAR	IncT	100.0	0.0	0.0	100.0	0.0	0.0	0.0	0.0	0	0	0
<p>The Center for Human Development (CHD) at the University of Alaska Anchorage will continue to expand workforce development and educational opportunities related to Trust Beneficiary Employment and Engagement strategies. A highly trained workforce is critical to ensure access to supported employment and related services as beneficiaries seek competitive integrated employment. CHD will respond to supported employment workforce needs identified in an FY2020 needs assessment. CHD will also continue to implement a multi-level approach to benefits counseling to ensure service providers have the capacity and skills to assist Trust beneficiaries and their families to fully understand how earned income will affect their benefits as they work towards self-sufficiency. In addition, CHD collaborates and supports a statewide infrastructure that includes training, credentials and certification for Community Rehabilitation Providers (CRP's) to provide quality employment placement and retention services.</p>												
MH Trust: Dis Justice - Interpersonal Violence Prevention for Beneficiaries												
1092 MHTAAR	IncT	80.0	0.0	0.0	80.0	0.0	0.0	0.0	0.0	0	0	0
<p>This project builds community behavioral health provider skills and capacity to assume additional risk, and time serving and educating offenders with cognitive impairments by using a train-the-trainer model to deliver a social skills curriculum to Trust beneficiaries. It focuses on building capacity within the provider community to prevent interpersonal violence in the lives of adults with cognitive disabilities. Preventing interpersonal violence provides public protection and keeps Alaskans safe. On-going clinical technical assistance and support is provided to the trained facilitators on a bi-monthly basis to address issues on delivering the training to beneficiaries and on community capacity building to support beneficiaries to apply what they learn in their everyday lives. The FY2021 Mental Health Trust Authority Authorized Receipt (MHTAAR) increment maintains the FY2020 level of funding and momentum of effort.</p>												
MH Trust: Dis Justice - Specialized Skills & Services Training on Serving criminally justice involved beneficiaries												
1092 MHTAAR	IncT	72.5	0.0	0.0	72.5	0.0	0.0	0.0	0.0	0	0	0
<p>This project coordinates a two-day statewide conference focusing on best-practice community treatment modalities, interventions, and supports for serving offenders in the community with cognitive impairments. The project will be managed by University of Alaska - Anchorage Campus through the Alaska Training Cooperative at the Center for Human Development.</p> <p>This project maintains a critical component of the Trust's focus on criminal justice reform by ensuring our state's community behavioral health and developmental disability workforce has the necessary skills and competencies for treating and supporting Trust beneficiary offenders. This strategy increases the safety of the community and direct care providers while minimizing the risk that the offender will be institutionalized within a correctional or psychiatric institution. The FY2021 Mental Health Trust Authority Authorized Receipt (MHTAAR) increment maintains the FY2020 momentum of effort.</p>												

Change Record Detail - Multiple Scenarios with Descriptions
University of Alaska

Component: Anchorage Campus (753)
RDU: University of Alaska Anchorage (235)

Scenario/Change Record Title	Trans Type	Totals	Personal Services	Travel	Services	Commodities	Capital Outlay	Grants, Benefits	Miscellaneous	Positions		
										PFT	PPT	NP
MH Trust: Benef Employment - Maintain Microenterprise Capital												
	IncT	150.0	0.0	0.0	150.0	0.0	0.0	0.0	0.0	0	0	0
1092 MHTAAR		150.0										
<p>The Trust Microenterprise fund has provided beneficiaries with a unique avenue to access startup funding for microenterprises which support individuals with disabilities seeking to start or expand small businesses and increase their own self-sufficiency. Small business development supports broader economic development as well, particularly in rural and remote communities where employment opportunities are limited. The fund was designed to provide an option for beneficiaries that might not be eligible for startup funding assistance through traditional paths including banks, credit unions, and other traditional lending sources. This project provides resources for small business technical assistance and development to provide ongoing support to individuals with a disability establishing small businesses and self-employment. The University of Alaska Anchorage, Center for Human Development will administer this grant. Microenterprise is a component of services developed under the Trust's Beneficiary Projects Initiative that provide alternative and innovative resources, and greater options for beneficiary self-sufficiency and economic independence.</p>												
Distribute Compact Agreement Reduction												
	Dec	-9,525.0	0.0	0.0	-9,525.0	0.0	0.0	0.0	0.0	0	0	0
1004 Gen Fund		-9,525.0										
<p>This change record represents year two of a three-year agreement between the Governor and the University of Alaska Board of Regents. The agreement calls for a reduction of \$25 million (8.3%) unrestricted general fund in FY2021.</p> <p>The distribution of the \$25 million reduction is as follows:</p> <p>Anchorage Campus (\$9,525.0) Fairbanks Campus (\$13,750.0) Statewide Services (\$1,725.0)</p>												
Totals		246,385.7	146,164.2	3,950.0	53,174.0	14,491.5	7,778.8	16,009.8	4,817.4	1,315	37	0

Personal Services Expenditure Detail
University of Alaska

Component: Anchorage Campus (753)
RDU: University of Alaska Anchorage (235)

Notes:

1. If a position is split, an asterisk (*) will appear in the Split/Count column. If the split position is also counted in the component, two asterisks (**) will appear in the column.
2. "Pool" PCN refers to UA temporary positions, such as adjunct faculty; student employees; and other non-permanent staff. Multiple incumbents share the same labor pool position number and pooled budget.

PCN	Job Class Title	Location	Time Status	Split/ Count	Employee Class	Benefit Rate	Annual Budgeted Salary	Annual Benefits	Total Costs	UGF Estimate
300001	Professor	Anchorage	FT		United Academics BU	29.8%	82,973	24,726	107,699	54,145
300015	Associate Professor	Anchorage	FT		United Academics BU	29.8%	77,475	23,088	100,563	50,557
300020	Assistant Professor	Anchorage	FT		United Academics BU	29.8%	29,288	8,728	38,016	19,112
300030	Professor	Anchorage	FT		United Academics BU	29.8%	90,692	27,026	117,718	59,182
300035	Associate Professor	Anchorage	FT		United Academics BU	29.8%	77,445	23,079	100,524	50,537
300040	Associate Professor	Anchorage	FT		United Academics BU	29.8%	63,630	18,962	82,592	41,522
300050	Assistant Professor	Anchorage	PT		United Academics BU	29.8%	100	0	100	0
300055	Professor	Anchorage	PT		United Academics BU	29.8%	100	0	100	0
300060	Associate Professor	Anchorage	FT		United Academics BU	29.8%	78,006	23,246	101,252	50,903
300065	Assistant Professor	Anchorage	PT		United Academics BU	29.8%	100	0	100	0
300080	Instructor	Anchorage	FT		Non-Represented Faculty	26.2%	57,731	15,126	72,857	36,628
300085	Professor	Anchorage	FT		United Academics BU	29.8%	96,400	28,727	125,127	62,907
300095	Associate Professor	Anchorage	FT		United Academics BU	29.8%	86,542	25,790	112,332	56,474
300100	Assistant Professor	Anchorage	FT		United Academics BU	29.8%	48,471	14,444	62,915	31,630
300110	Professor	Anchorage	FT		United Academics BU	29.8%	17,962	5,353	23,315	11,721
300115	Professor	Anchorage	FT		United Academics BU	29.8%	113,506	33,825	147,331	74,069
300120	Associate Professor	Anchorage	FT		United Academics BU	29.8%	82,445	24,569	107,014	53,800
300125	Professor	Anchorage	FT		United Academics BU	29.8%	90,281	26,904	117,185	58,914
300130	Term Instructor	Anchorage	PT		United Academics BU	29.8%	100	0	100	0
300135	Assistant Professor	Anchorage	PT		United Academics BU	29.8%	100	0	100	0
300140	Director (Academic-Faculty)	Anchorage	FT		Non-Represented Faculty	26.2%	175,832	46,068	221,900	111,558
300145	Associate Professor	Anchorage	PT		United Academics BU	29.8%	100	0	100	0
300175	Assistant Professor	Anchorage	FT		United Academics BU	29.8%	61,611	18,360	79,971	40,205
300180	Associate Professor	Anchorage	FT		United Academics BU	29.8%	90,748	27,043	117,791	59,218
300185	Professor	Anchorage	FT		United Academics BU	29.8%	78,808	23,485	102,293	51,427
300195	Assistant Professor	Anchorage	FT		United Academics BU	29.8%	63,412	18,897	82,309	41,380
300200	Assistant Professor	Anchorage	PT		United Academics BU	29.8%	100	0	100	0
300210	Professor	Anchorage	FT		United Academics BU	29.8%	89,403	26,642	116,045	58,341
300230	Associate Professor	Anchorage	PT		United Academics BU	29.8%	100	0	100	0
300235	Professor	Anchorage	FT		United Academics BU	29.8%	86,400	25,747	112,147	56,381

Personal Services Expenditure Detail
University of Alaska

Component: Anchorage Campus (753)

RDU: University of Alaska Anchorage (235)

Notes:

1. If a position is split, an asterisk (*) will appear in the Split/Count column. If the split position is also counted in the component, two asterisks (**) will appear in the column.

2. "Pool" PCN refers to UA temporary positions, such as adjunct faculty; student employees; and other non-permanent staff. Multiple incumbents share the same labor pool position number and pooled budget.

PCN	Job Class Title	Location	Time Status	Split/ Count	Employee Class	Benefit Rate	Annual Budgeted Salary	Annual Benefits	Total Costs	UGF Estimate
300240	Professor	Anchorage	FT		United Academics BU	29.8%	47,976	14,297	62,273	31,307
300245	Associate Professor	Anchorage	PT		United Academics BU	29.8%	100	0	100	0
300250	Associate Professor	Anchorage	FT		United Academics BU	29.8%	81,127	24,176	105,303	44,998
300255	Associate Professor	Anchorage	FT		United Academics BU	29.8%	84,840	25,282	110,122	55,363
300260	Professor	Anchorage	FT		United Academics BU	29.8%	90,322	26,916	117,238	58,940
300265	Professor	Anchorage	FT		United Academics BU	29.8%	65,473	19,511	84,984	42,725
300270	Assistant Professor	Anchorage	FT		United Academics BU	29.8%	66,661	19,865	86,526	43,500
300275	Professor	Anchorage	FT		United Academics BU	29.8%	91,065	27,137	118,202	59,425
300280	Assistant Professor	Anchorage	FT		United Academics BU	29.8%	70,194	20,918	91,112	45,806
300290	Assistant Professor	Anchorage	FT		United Academics BU	29.8%	66,661	19,865	86,526	43,500
300295	Associate Professor	Anchorage	FT		United Academics BU	29.8%	80,310	23,932	104,242	52,407
300305	Director (Academic-Faculty)	Anchorage	FT		Non-Represented Faculty	26.2%	134,516	35,243	169,759	85,345
300315	Professor	Anchorage	PT		United Academics BU	29.8%	58,617	17,468	76,085	38,251
300320	Professor	Anchorage	FT		United Academics BU	29.8%	130,657	38,936	169,593	85,261
300325	Professor	Anchorage	FT		United Academics BU	29.8%	103,548	30,857	134,405	67,571
300330	Professor	Anchorage	PT		United Academics BU	29.8%	100	0	100	0
300345	Professor	Anchorage	FT		United Academics BU	29.8%	87,510	26,078	113,588	57,105
300360	Admin Generalist 3	Anchorage	PT		PERS - Classified	48.7%	100	0	100	0
300365	Admin Generalist 3	Anchorage	FT		PERS - Classified	48.7%	45,705	22,258	67,963	34,168
300370	Admin Specialist 1	Anchorage	PT		PERS - Classified	48.7%	100	0	100	0
300375	Admin Generalist 3	Anchorage	FT		PERS - Classified	48.7%	60,376	29,403	89,779	45,136
300380	Admin Specialist 2	Anchorage	FT		PERS - Classified	48.7%	56,289	27,413	83,702	42,080
300385	Admin Specialist 3	Anchorage	FT		APT - Exempt Employees	40.7%	56,290	22,910	79,200	0
300390	Admin Generalist 3	Anchorage	PT		PERS - Classified	48.7%	22,731	11,070	33,801	16,993
300395	Administrative Professional 1	Anchorage	FT		APT - Exempt Employees	40.7%	40,540	16,500	57,040	28,676
300400	Admin Generalist 3	Anchorage	FT		PERS - Classified	48.7%	40,540	19,743	60,283	30,307
300405	Admin Generalist 1	Anchorage	PT		PERS - Classified	48.7%	100	0	100	0
300415	Admin Generalist 3	Anchorage	FT		PERS - Classified	48.7%	45,705	22,258	67,963	34,168
300420	Administrative Professional 3	Anchorage	FT		APT - Exempt Employees	40.7%	89,864	36,575	126,439	63,566
300425	Admin Generalist 3	Anchorage	FT		PERS - Classified	48.7%	40,539	19,742	60,281	30,306

Personal Services Expenditure Detail
University of Alaska

Component: Anchorage Campus (753)
RDU: University of Alaska Anchorage (235)

Notes:

1. If a position is split, an asterisk (*) will appear in the Split/Count column. If the split position is also counted in the component, two asterisks (**) will appear in the column.
2. "Pool" PCN refers to UA temporary positions, such as adjunct faculty; student employees; and other non-permanent staff. Multiple incumbents share the same labor pool position number and pooled budget.

PCN	Job Class Title	Location	Time Status	Split/ Count	Employee Class	Benefit Rate	Annual Budgeted Salary	Annual Benefits	Total Costs	UGF Estimate
300430	Admin Generalist 3	Anchorage	FT		PERS - Classified	48.7%	40,540	19,743	60,283	30,307
300440	Professor	Anchorage	FT		United Academics BU	29.8%	116,989	34,863	151,852	76,342
300445	Assistant Professor	Anchorage	FT		United Academics BU	29.8%	66,096	19,697	85,793	43,131
300455	Assistant Professor	Anchorage	FT		United Academics BU	29.8%	70,697	21,068	91,765	46,134
300465	Assistant Professor	Anchorage	FT		United Academics BU	29.8%	61,812	18,420	80,232	40,336
300470	Assistant Professor	Anchorage	PT		United Academics BU	29.8%	100	0	100	0
300475	Professor	Anchorage	FT		United Academics BU	29.8%	77,351	23,051	100,402	50,476
300485	Associate Professor	Anchorage	FT		United Academics BU	29.8%	74,235	22,122	96,357	48,443
300490	Assistant Professor	Anchorage	FT		United Academics BU	29.8%	84,283	25,116	109,399	54,999
300495	Professor	Anchorage	FT		United Academics BU	29.8%	59,739	17,802	77,541	38,983
300500	Assistant Professor	Anchorage	FT		United Academics BU	29.8%	80,340	23,941	104,281	52,426
300505	Associate Professor	Anchorage	PT		United Academics BU	29.8%	100	0	100	0
300510	Professor	Anchorage	FT		United Academics BU	29.8%	91,735	27,337	119,072	59,862
300511	Assistant Professor	Anchorage	PT		United Academics BU	29.8%	100	0	100	0
300515	Student Svcs Manager 1	Anchorage	FT		APT - Exempt Employees	40.7%	62,175	25,305	87,480	21,990
300520	Associate Professor	Anchorage	FT		United Academics BU	29.8%	82,521	24,591	107,112	53,850
300525	Associate Professor	Anchorage	FT		United Academics BU	29.8%	24,240	7,224	31,464	15,818
300530	Student Svcs Technician 3	Anchorage	FT		PERS - Classified	48.7%	48,034	23,393	71,427	35,909
300535	Administrative Professional 4	Anchorage	FT		APT - Exempt Employees	40.7%	88,997	36,222	125,219	62,953
300540	Term Instructor	Anchorage	FT		United Academics BU	29.8%	77,350	23,050	100,400	50,475
300545	Admin Generalist 4	Anchorage	FT		PERS - Classified	48.7%	100	0	100	0
300550	Admin Generalist 4	Anchorage	FT		PERS - Classified	48.7%	59,762	29,104	88,866	44,677
300555	Fiscal Manager 3	Anchorage	FT		APT - Exempt Employees	40.7%	87,219	35,498	122,717	61,695
300560	Term Asst Professor	Anchorage	FT		United Academics BU	29.8%	70,700	21,069	91,769	46,136
300565	Administrative Professional 3	Anchorage	FT		APT - Exempt Employees	40.7%	67,997	27,675	95,672	48,098
300570	Communications Specialist 3	Anchorage	FT		PERS - Classified	48.7%	56,290	27,413	83,703	42,081
300575	Associate Professor	Anchorage	FT		United Academics BU	29.8%	134,032	39,942	173,974	87,464
300580	Professor	Anchorage	FT		United Academics BU	29.8%	163,265	48,653	211,918	106,540
300585	Associate Professor	Anchorage	FT		United Academics BU	29.8%	77,879	23,208	101,087	50,821
300590	Associate Professor	Anchorage	FT		United Academics BU	29.8%	115,902	34,539	150,441	75,633

Personal Services Expenditure Detail
University of Alaska

Component: Anchorage Campus (753)
RDU: University of Alaska Anchorage (235)

Notes:

1. If a position is split, an asterisk (*) will appear in the Split/Count column. If the split position is also counted in the component, two asterisks (**) will appear in the column.
2. "Pool" PCN refers to UA temporary positions, such as adjunct faculty; student employees; and other non-permanent staff. Multiple incumbents share the same labor pool position number and pooled budget.

PCN	Job Class Title	Location	Time Status	Split/ Count	Employee Class	Benefit Rate	Annual Budgeted Salary	Annual Benefits	Total Costs	UGF Estimate
300595	Professor	Anchorage	FT		United Academics BU	29.8%	134,038	39,943	173,981	87,467
300600	Associate Professor	Anchorage	FT		United Academics BU	29.8%	151,500	45,147	196,647	98,862
300605	Professor	Anchorage	FT		United Academics BU	29.8%	195,082	58,134	253,216	127,302
300610	Admin Specialist 1	Anchorage	FT		PERS - Classified	48.7%	45,705	22,258	67,963	34,168
300615	Associate Professor	Anchorage	FT		United Academics BU	29.8%	160,421	47,805	208,226	104,684
300620	Associate Professor	Anchorage	FT		United Academics BU	29.8%	80,442	23,972	104,414	52,493
300625	Term Instructor	Anchorage	FT		United Academics BU	29.8%	19,191	5,719	24,910	12,523
300630	Associate Professor	Anchorage	FT		United Academics BU	29.8%	119,852	35,716	155,568	78,210
300635	Assistant Professor	Anchorage	FT		United Academics BU	29.8%	100	0	100	0
300640	Associate Professor	Anchorage	FT		United Academics BU	29.8%	93,662	27,911	121,573	36,672
300645	Administrative Professional 3	Anchorage	FT		APT - Exempt Employees	40.7%	78,941	32,129	111,070	55,839
300650	Associate Professor	Anchorage	FT		United Academics BU	29.8%	107,445	32,019	139,464	70,114
300655	Associate Professor	Anchorage	FT		United Academics BU	29.8%	107,525	32,042	139,567	70,166
300660	Assistant Professor	Anchorage	FT		United Academics BU	29.8%	65,347	19,473	84,820	42,643
300665	Professor	Anchorage	PT		United Academics BU	29.8%	123,630	36,842	160,472	80,676
300670	Assistant Professor	Anchorage	FT		United Academics BU	29.8%	95,952	28,594	124,546	37,568
300675	Assistant Professor	Anchorage	FT		United Academics BU	29.8%	95,950	28,593	124,543	62,613
300680	Fiscal Professional 2	Anchorage	FT		APT - Exempt Employees	40.7%	75,067	30,552	105,619	53,099
300685	Assistant Professor	Anchorage	FT		United Academics BU	29.8%	62,620	18,661	81,281	40,863
300690	Assistant Professor	Anchorage	FT		United Academics BU	29.8%	70,547	21,023	91,570	46,036
300695	Student Svcs Manager 2	Anchorage	FT		APT - Exempt Employees	40.7%	65,351	26,598	91,949	46,226
300700	Research Professional 2	Anchorage	FT		APT - Exempt Employees	40.7%	54,660	22,247	76,907	38,664
300705	Assistant Professor	Anchorage	FT		United Academics BU	29.8%	90,900	27,088	117,988	59,317
300710	Associate Professor	Anchorage	FT		United Academics BU	29.8%	135,792	40,466	176,258	88,612
300715	Term Asst Professor	Anchorage	FT		United Academics BU	29.8%	113,988	33,968	147,956	74,384
300725	Professor	Anchorage	FT		United Academics BU	29.8%	53,321	15,890	69,211	34,795
300730	Term Asst Professor	Anchorage	FT		United Academics BU	29.8%	113,927	33,950	147,877	74,344
300735	Fiscal Technician 2	Anchorage	FT		PERS - Classified	48.7%	100	0	100	0
300740	Assistant Professor	Anchorage	FT		Non-Represented Faculty	26.2%	159,932	41,902	201,834	79,469
300745	Associate Professor	Anchorage	FT		United Academics BU	29.8%	101,570	30,268	131,838	66,280

Personal Services Expenditure Detail
University of Alaska

Component: Anchorage Campus (753)
RDU: University of Alaska Anchorage (235)

Notes:

1. If a position is split, an asterisk (*) will appear in the Split/Count column. If the split position is also counted in the component, two asterisks (**) will appear in the column.
2. "Pool" PCN refers to UA temporary positions, such as adjunct faculty; student employees; and other non-permanent staff. Multiple incumbents share the same labor pool position number and pooled budget.

PCN	Job Class Title	Location	Time Status	Split/ Count	Employee Class	Benefit Rate	Annual Budgeted Salary	Annual Benefits	Total Costs	UGF Estimate
300750	Assistant Professor	Anchorage	FT		United Academics BU	29.8%	57,570	17,156	74,726	37,568
300755	Associate Professor	Anchorage	FT		United Academics BU	29.8%	120,174	35,812	155,986	47,052
300760	Associate Professor	Anchorage	FT		United Academics BU	29.8%	112,049	33,391	145,440	73,118
300770	Associate Professor	Anchorage	FT		United Academics BU	29.8%	86,935	25,907	112,842	48,220
300780	Professor	Anchorage	FT		United Academics BU	29.8%	159,730	47,600	207,330	104,233
300795	Assistant Professor	Anchorage	FT		United Academics BU	29.8%	100,419	29,925	130,344	65,529
300805	Student Svcs Professional 2	Anchorage	FT		PERS - Classified	48.7%	56,290	27,413	83,703	42,081
300815	Assistant Professor	Anchorage	FT		United Academics BU	29.8%	89,565	26,690	116,255	49,679
300825	Associate Professor	Anchorage	FT		United Academics BU	29.8%	83,719	24,948	108,667	54,631
300830	Safety Svcs-Police 2	Anchorage	FT		PERS - Classified	48.7%	60,927	29,671	90,598	45,548
300835	Associate Professor	Anchorage	FT		United Academics BU	29.8%	104,561	31,159	135,720	68,232
300840	Assistant Professor	Anchorage	FT		United Academics BU	29.8%	34,975	10,423	45,398	22,823
300850	Assistant Professor	Anchorage	FT		United Academics BU	29.8%	72,719	21,670	94,389	47,453
300855	Term Asst Professor	Anchorage	FT		United Academics BU	29.8%	62,488	18,621	81,109	40,777
300860	Assistant Professor	Anchorage	FT		United Academics BU	29.8%	80,341	23,942	104,283	52,427
300865	Student Svcs Professional 3	Anchorage	FT		APT - Exempt Employees	40.7%	60,969	24,814	85,783	43,127
300870	Assistant Professor	Anchorage	FT		United Academics BU	29.8%	29,287	8,728	38,015	19,111
300875	Safety Svcs-Emerg Dispatcher 1	Anchorage	FT		PERS - Classified	48.7%	42,990	20,936	63,926	32,138
300880	Assistant Professor	Anchorage	FT		United Academics BU	29.8%	97,088	28,932	126,020	63,355
300885	Assistant Professor	Anchorage	FT		United Academics BU	29.8%	29,287	8,728	38,015	19,111
300890	Associate Professor	Anchorage	FT		United Academics BU	29.8%	76,928	22,925	99,853	50,200
300895	Instructional Designer 4	Anchorage	FT		APT - Exempt Employees	40.7%	71,469	29,088	100,557	50,554
300900	Fiscal Technician 3	Anchorage	FT		PERS - Classified	48.7%	59,147	28,805	87,952	44,217
300905	Admin Generalist 3	Anchorage	FT		PERS - Classified	48.7%	42,635	20,763	63,398	31,873
300915	Admin Generalist 4	Anchorage	FT		PERS - Classified	48.7%	53,581	26,094	79,675	40,056
300920	Student Svcs Technician 2	Anchorage	FT		PERS - Classified	48.7%	54,088	26,341	80,429	40,435
300925	Student Svcs Technician 2	Anchorage	FT		PERS - Classified	48.7%	43,482	21,176	64,658	32,506
300940	Development 2	Anchorage	FT		PERS - Classified	48.7%	58,598	28,537	87,135	0
300955	IS Net Technician 7	Anchorage	FT		PERS - Classified	48.7%	66,642	32,455	99,097	49,820
300960	Broadcast/Media Professional 4	Anchorage	FT		APT - Exempt Employees	40.7%	64,694	26,330	91,024	45,762

Personal Services Expenditure Detail
University of Alaska

Component: Anchorage Campus (753)
RDU: University of Alaska Anchorage (235)

Notes:

1. If a position is split, an asterisk (*) will appear in the Split/Count column. If the split position is also counted in the component, two asterisks (**) will appear in the column.
2. "Pool" PCN refers to UA temporary positions, such as adjunct faculty; student employees; and other non-permanent staff. Multiple incumbents share the same labor pool position number and pooled budget.

PCN	Job Class Title	Location	Time Status	Split/ Count	Employee Class	Benefit Rate	Annual Budgeted Salary	Annual Benefits	Total Costs	UGF Estimate
300965	Student Svcs Professional 2	Anchorage	FT		PERS - Classified	48.7%	100	0	100	0
300970	Admin Generalist 3	Anchorage	FT		PERS - Classified	48.7%	14,893	7,253	22,146	11,134
300980	Term Asst Professor	Anchorage	FT		United Academics BU	29.8%	55,989	16,685	72,674	36,536
300985	Professor	Anchorage	FT		Non-Represented Faculty	26.2%	132,298	34,662	166,960	83,938
300990	Assistant Professor	Anchorage	FT		United Academics BU	29.8%	64,639	19,262	83,901	42,181
301000	Associate Professor	Anchorage	FT		United Academics BU	29.8%	96,783	28,841	125,624	63,156
301015	Administrative Management 1	Anchorage	FT		APT - Exempt Employees	40.7%	86,371	35,153	121,524	0
301020	Administrative Professional 3	Anchorage	FT		APT - Exempt Employees	40.7%	81,333	33,103	114,436	57,531
301025	Admin Generalist 3	Anchorage	FT		PERS - Classified	48.7%	52,543	25,588	78,131	39,280
301030	Admin Specialist 1	Anchorage	FT		PERS - Classified	48.7%	100	0	100	0
301035	Admin Specialist 3	Anchorage	FT		APT - Exempt Employees	40.7%	56,883	23,151	80,034	40,237
301055	Professor	Anchorage	FT		United Academics BU	29.8%	51,812	15,440	67,252	33,810
301059	Assistant Professor	Anchorage	FT		United Academics BU	29.8%	53,591	15,970	69,561	34,971
301061	Term Asst Professor	Anchorage	FT		United Academics BU	29.8%	100	0	100	0
301063	Fiscal Manager 1	Anchorage	FT		APT - Exempt Employees	40.7%	78,941	32,129	111,070	55,839
301065	Term Instructor	Anchorage	FT		United Academics BU	29.8%	71,244	21,231	92,475	46,491
301070	Admin Generalist 4	Anchorage	FT		PERS - Classified	48.7%	54,089	26,341	80,430	40,436
301077	IS Professional 2A	Anchorage	FT		PERS - Classified	48.7%	82,986	40,414	123,400	62,038
301080	Associate Professor	Anchorage	FT		United Academics BU	29.8%	77,901	23,214	101,115	50,835
301081	Professor	Anchorage	FT		United Academics BU	29.8%	97,026	28,914	125,940	63,315
301082	Associate Professor	Anchorage	FT		United Academics BU	29.8%	82,990	24,731	107,721	27,078
301083	Professor	Anchorage	FT		United Academics BU	29.8%	97,886	29,170	127,056	31,937
301084	Assistant Professor	Anchorage	FT		United Academics BU	29.8%	95,953	28,594	124,547	37,569
301085	Associate Professor	Anchorage	FT		United Academics BU	29.8%	117,488	35,011	152,499	38,333
301086	Professor	Anchorage	FT		United Academics BU	29.8%	141,075	42,040	183,115	46,029
301087	Fiscal Technician 3	Anchorage	FT		PERS - Classified	48.7%	45,705	22,258	67,963	34,168
301088	Admin Generalist 3	Anchorage	FT		PERS - Classified	48.7%	37,223	18,128	55,351	27,827
301089	Term Asst Professor	Anchorage	FT		United Academics BU	29.8%	75,751	22,574	98,325	49,432
301091	Associate Professor	Anchorage	FT		United Academics BU	29.8%	122,429	36,484	158,913	79,892
301092	Professor	Anchorage	FT		United Academics BU	29.8%	55,653	16,585	72,238	36,317

Personal Services Expenditure Detail
University of Alaska

Component: Anchorage Campus (753)
RDU: University of Alaska Anchorage (235)

Notes:

1. If a position is split, an asterisk (*) will appear in the Split/Count column. If the split position is also counted in the component, two asterisks (**) will appear in the column.
2. "Pool" PCN refers to UA temporary positions, such as adjunct faculty; student employees; and other non-permanent staff. Multiple incumbents share the same labor pool position number and pooled budget.

PCN	Job Class Title	Location	Time Status	Split/ Count	Employee Class	Benefit Rate	Annual Budgeted Salary	Annual Benefits	Total Costs	UGF Estimate
301093	Professor	Anchorage	FT		United Academics BU	29.8%	109,900	32,750	142,650	71,716
301094	Professor	Anchorage	FT		United Academics BU	29.8%	127,198	37,905	165,103	83,004
301095	Associate Professor	Anchorage	FT		United Academics BU	29.8%	74,505	22,202	96,707	48,619
301097	Professor	Anchorage	FT		United Academics BU	29.8%	100	0	100	0
301099	Associate Professor	Anchorage	FT		United Academics BU	29.8%	83,827	24,980	108,807	54,702
301100	Professor	Anchorage	FT		United Academics BU	29.8%	26,022	7,755	33,777	16,981
301101	Assistant Professor	Anchorage	FT		United Academics BU	29.8%	64,578	19,244	83,822	42,141
301102	Assistant Professor	Anchorage	FT		United Academics BU	29.8%	71,710	21,370	93,080	46,795
301103	Associate Professor	Anchorage	FT		United Academics BU	29.8%	128,830	38,391	167,221	84,069
301104	Professor	Anchorage	FT		United Academics BU	29.8%	48,979	14,596	63,575	31,962
301107	Research Technician 3	Anchorage	FT		PERS - Classified	48.7%	16,006	7,795	23,801	11,966
301108	Student Svcs Professional 2	Anchorage	FT		PERS - Classified	48.7%	20,577	10,021	30,598	15,383
301109	IS Professional 5A	Anchorage	FT		APT - Exempt Employees	40.7%	93,484	38,048	131,532	66,126
301110	Associate Professor	Anchorage	FT		United Academics BU	29.8%	51,932	15,476	67,408	33,889
301112	IS Professional 3A	Anchorage	FT		APT - Exempt Employees	40.7%	72,929	29,682	102,611	51,587
301114	IS Professional 5A	Anchorage	FT		APT - Exempt Employees	40.7%	98,312	40,013	138,325	69,542
301117	Assistant Professor	Anchorage	FT		United Academics BU	29.8%	100	0	100	0
301120	Professor	Anchorage	FT		United Academics BU	29.8%	78,436	23,374	101,810	51,184
301121	Professor	Anchorage	FT		United Academics BU	29.8%	103,871	30,954	134,825	67,782
301123	Professor	Anchorage	FT		United Academics BU	29.8%	90,601	26,999	117,600	59,122
301125	Assistant Professor	Anchorage	FT		United Academics BU	29.8%	60,600	18,059	78,659	39,545
301126	Director (Academic-Faculty)	Anchorage	FT		Non-Represented Faculty	26.2%	118,101	30,942	149,043	74,930
301127	Assistant Professor	Anchorage	FT		United Academics BU	29.8%	29,287	8,728	38,015	19,111
301128	Assistant Professor	Anchorage	FT		United Academics BU	29.8%	79,284	23,627	102,911	51,737
301131	Associate Professor	Anchorage	FT		United Academics BU	29.8%	90,425	26,947	117,372	44,728
301133	Assistant Professor	Anchorage	FT		United Academics BU	29.8%	79,891	23,808	103,699	52,133
301134	Assistant Professor	Anchorage	FT		United Academics BU	29.8%	75,170	22,401	97,571	34,337
301135	Professor	Anchorage	FT		United Academics BU	29.8%	102,215	30,460	132,675	66,701
301136	Professor	Anchorage	FT		United Academics BU	29.8%	116,000	34,568	150,568	15,139
301137	Assistant Professor	Anchorage	FT		United Academics BU	29.8%	94,304	28,103	122,407	61,539

Personal Services Expenditure Detail
University of Alaska

Component: Anchorage Campus (753)
RDU: University of Alaska Anchorage (235)

Notes:

1. If a position is split, an asterisk (*) will appear in the Split/Count column. If the split position is also counted in the component, two asterisks (**) will appear in the column.
2. "Pool" PCN refers to UA temporary positions, such as adjunct faculty; student employees; and other non-permanent staff. Multiple incumbents share the same labor pool position number and pooled budget.

PCN	Job Class Title	Location	Time Status	Split/ Count	Employee Class	Benefit Rate	Annual Budgeted Salary	Annual Benefits	Total Costs	UGF Estimate
301138	Assistant Professor	Anchorage	FT		United Academics BU	29.8%	100	0	100	0
301139	Professor	Anchorage	FT		United Academics BU	29.8%	93,344	27,817	121,161	60,912
301140	Communications Specialist 3	Anchorage	FT		PERS - Classified	48.7%	50,468	24,578	75,046	37,729
301141	Admin Generalist 3	Anchorage	PT		PERS - Classified	48.7%	34,041	16,578	50,619	25,448
301144	Term Instructor	Anchorage	FT		United Academics BU	29.8%	48,480	14,447	62,927	31,636
301148	Director (Academic-Faculty)	Anchorage	FT		Non-Represented Faculty	26.2%	101,885	26,694	128,579	64,642
301151	Assistant Professor	Anchorage	FT		United Academics BU	29.8%	59,993	17,878	77,871	39,149
301152	Associate Professor	Anchorage	FT		United Academics BU	29.8%	80,004	23,841	103,845	52,207
301153	Associate Professor	Anchorage	FT		United Academics BU	29.8%	77,911	23,217	101,128	50,841
301155	Professor	Anchorage	FT		United Academics BU	29.8%	83,037	24,745	107,782	54,186
301156	Assistant Professor	Anchorage	FT		United Academics BU	29.8%	70,700	21,069	91,769	46,136
301158	Term Asst Professor	Anchorage	FT		United Academics BU	29.8%	26,023	7,755	33,778	16,982
301159	Assistant Professor	Anchorage	FT		United Academics BU	29.8%	83,829	24,981	108,810	54,703
301160	Professor	Anchorage	FT		United Academics BU	29.8%	35,819	10,674	46,493	23,374
301162	Student Svcs Professional 2	Anchorage	FT		PERS - Classified	48.7%	50,468	24,578	75,046	37,729
301164	Term Asst Professor	Anchorage	FT		United Academics BU	29.8%	66,447	19,801	86,248	43,360
301165	Professor	Anchorage	FT		United Academics BU	29.8%	86,863	25,885	112,748	56,683
301166	Assistant Professor	Anchorage	FT		United Academics BU	29.8%	66,801	19,907	86,708	43,591
301167	Associate Professor	Anchorage	FT		United Academics BU	29.8%	74,991	22,347	97,338	48,936
301168	Professor	Anchorage	PT		United Academics BU	29.8%	58,372	17,395	75,767	38,091
301169	Professor	Anchorage	FT		United Academics BU	29.8%	88,215	26,288	114,503	57,565
301170	Assistant Professor	Anchorage	FT		United Academics BU	29.8%	71,710	21,370	93,080	46,795
301171	Term Instructor	Anchorage	FT		United Academics BU	29.8%	36,455	10,864	47,319	23,789
301173	Associate Professor	Anchorage	FT		United Academics BU	29.8%	141,384	42,132	183,516	92,261
301174	Assistant Professor	Anchorage	FT		United Academics BU	29.8%	96,351	28,713	125,064	53,443
301175	Associate Professor	Anchorage	FT		United Academics BU	29.8%	29,287	8,728	38,015	19,111
301176	Associate Professor	Anchorage	FT		United Academics BU	29.8%	72,883	21,719	94,602	47,560
301177	Assistant Professor	Anchorage	FT		United Academics BU	29.8%	74,487	22,197	96,684	48,607
301179	Professor	Anchorage	FT		United Academics BU	29.8%	135,960	40,516	176,476	88,722
301180	Professor	Anchorage	FT		United Academics BU	29.8%	40,743	12,141	52,884	26,587

Personal Services Expenditure Detail
University of Alaska

Component: Anchorage Campus (753)

RDU: University of Alaska Anchorage (235)

Notes:

1. If a position is split, an asterisk (*) will appear in the Split/Count column. If the split position is also counted in the component, two asterisks (**) will appear in the column.

2. "Pool" PCN refers to UA temporary positions, such as adjunct faculty; student employees; and other non-permanent staff. Multiple incumbents share the same labor pool position number and pooled budget.

PCN	Job Class Title	Location	Time Status	Split/ Count	Employee Class	Benefit Rate	Annual Budgeted Salary	Annual Benefits	Total Costs	UGF Estimate
301181	Assistant Professor	Anchorage	FT		United Academics BU	29.8%	60,715	18,093	78,808	39,620
301182	IS Consultant 2A	Anchorage	FT		PERS - Classified	48.7%	53,009	25,815	78,824	39,628
301183	Associate Professor	Anchorage	FT		United Academics BU	29.8%	132,240	39,408	171,648	86,294
301185	Admin Specialist 2	Anchorage	FT		PERS - Classified	48.7%	49,960	24,331	74,291	37,349
301186	Admin Generalist 4	Anchorage	FT		PERS - Classified	48.7%	25,513	12,425	37,938	19,073
301188	Term Asst Professor	Anchorage	FT		United Academics BU	29.8%	113,927	33,950	147,877	74,344
301189	IS Consultant 1A	Anchorage	FT		PERS - Classified	48.7%	46,150	22,475	68,625	34,501
301191	Director (Academic-Faculty)	Anchorage	FT		Non-Represented Faculty	26.2%	142,488	37,332	179,820	90,403
301192	Associate Professor	Anchorage	FT		United Academics BU	29.8%	100	0	100	0
301193	Assistant Professor	Anchorage	FT		United Academics BU	29.8%	63,492	18,921	82,413	41,432
301194	Assistant Professor	Anchorage	FT		United Academics BU	29.8%	57,570	17,156	74,726	37,568
301195	Assistant Professor	Anchorage	FT		United Academics BU	29.8%	72,720	21,671	94,391	47,454
301196	Assistant Professor	Anchorage	FT		United Academics BU	29.8%	74,932	22,330	97,262	48,897
301197	Professor	Anchorage	FT		United Academics BU	29.8%	156,551	46,652	203,203	102,159
301199	Professor	Anchorage	FT		United Academics BU	29.8%	157,728	47,003	204,731	102,927
301200	Professor	Anchorage	FT		United Academics BU	29.8%	82,219	24,501	106,720	53,653
301204	Professor	Anchorage	FT		United Academics BU	29.8%	100	0	100	0
301205	Professor	Anchorage	FT		United Academics BU	29.8%	100	0	100	0
301206	Professor	Anchorage	FT		United Academics BU	29.8%	100,732	30,018	130,750	65,733
301207	Professor	Anchorage	FT		United Academics BU	29.8%	85,940	25,610	111,550	56,081
301209	Assistant Professor	Anchorage	FT		United Academics BU	29.8%	65,650	19,564	85,214	42,840
301211	Associate Dean/Faculty	Anchorage	FT		Non-Represented Faculty	26.2%	161,397	42,286	203,683	102,400
301213	IS Professional 3A	Anchorage	FT		APT - Exempt Employees	40.7%	78,941	32,129	111,070	55,839
301214	Professor	Anchorage	FT		United Academics BU	29.8%	84,407	25,153	109,560	55,080
301215	IS Professional 3A	Anchorage	FT		APT - Exempt Employees	40.7%	71,468	29,087	100,555	50,553
301216	Professor	Anchorage	FT		United Academics BU	29.8%	87,987	26,220	114,207	57,417
301217	Professor	Anchorage	FT		United Academics BU	29.8%	153,653	45,789	199,442	100,267
301219	Assistant Professor	Anchorage	FT		United Academics BU	29.8%	63,629	18,961	82,590	41,522
301220	Associate Professor	Anchorage	FT		United Academics BU	29.8%	65,368	19,480	84,848	42,656
301221	Associate Dean/Faculty	Anchorage	FT		Non-Represented Faculty	26.2%	170,520	44,676	215,196	108,188

Personal Services Expenditure Detail
University of Alaska

Component: Anchorage Campus (753)
RDU: University of Alaska Anchorage (235)

Notes:

1. If a position is split, an asterisk (*) will appear in the Split/Count column. If the split position is also counted in the component, two asterisks (**) will appear in the column.
2. "Pool" PCN refers to UA temporary positions, such as adjunct faculty; student employees; and other non-permanent staff. Multiple incumbents share the same labor pool position number and pooled budget.

PCN	Job Class Title	Location	Time Status	Split/ Count	Employee Class	Benefit Rate	Annual Budgeted Salary	Annual Benefits	Total Costs	UGF Estimate
301223	Assistant Professor	Anchorage	FT		United Academics BU	29.8%	61,812	18,420	80,232	40,336
301224	Associate Professor	Anchorage	FT		United Academics BU	29.8%	132,164	39,385	171,549	86,245
301225	Director (Academic-Faculty)	Anchorage	FT		Non-Represented Faculty	26.2%	171,825	45,018	216,843	109,016
301226	Administrative Professional 2	Anchorage	FT		APT - Exempt Employees	40.7%	74,348	30,260	104,608	52,591
301227	Professor	Anchorage	FT		United Academics BU	29.8%	63,261	18,852	82,113	41,281
301228	Admin Specialist 1	Anchorage	FT		PERS - Classified	48.7%	55,740	27,145	82,885	41,670
301229	Development 5	Anchorage	FT		APT - Exempt Employees	40.7%	101,275	41,219	142,494	71,637
301230	Assistant Professor	Anchorage	FT		United Academics BU	29.8%	90,900	27,088	117,988	59,317
301231	Admin Generalist 3	Anchorage	FT		PERS - Classified	48.7%	22,853	11,129	33,982	17,084
301232	Fiscal Manager 3	Anchorage	FT		APT - Exempt Employees	40.7%	93,484	38,048	131,532	66,126
301234	Associate Professor	Anchorage	FT		United Academics BU	29.8%	100	0	100	0
301235	Associate Professor	Anchorage	FT		United Academics BU	29.8%	44,059	13,130	57,189	28,751
301236	Associate Professor	Anchorage	FT		United Academics BU	29.8%	100	0	100	0
301237	Professor	Anchorage	FT		United Academics BU	29.8%	114,063	33,991	148,054	74,433
301238	Professor	Anchorage	FT		United Academics BU	29.8%	103,502	30,844	134,346	67,541
301241	Associate Professor	Anchorage	FT		United Academics BU	29.8%	72,112	21,489	93,601	47,057
301242	Assistant Professor	Anchorage	FT		United Academics BU	29.8%	84,164	25,081	109,245	54,922
301243	Professor	Anchorage	FT		United Academics BU	29.8%	94,536	28,172	122,708	61,690
301244	Professor	Anchorage	FT		United Academics BU	29.8%	100	0	100	0
301245	Research Technician 4	Anchorage	FT		PERS - Classified	48.7%	67,997	33,115	101,112	50,833
301246	Assistant Professor	Anchorage	FT		United Academics BU	29.8%	61,500	18,327	79,827	40,132
301248	Professor	Anchorage	FT		United Academics BU	29.8%	44,693	13,319	58,012	29,165
301249	Associate Professor	Anchorage	FT		United Academics BU	29.8%	85,543	25,492	111,035	55,822
301250	Assistant Professor	Anchorage	FT		United Academics BU	29.8%	57,570	17,156	74,726	37,568
301251	Professor	Anchorage	PT		United Academics BU	29.8%	71,780	21,390	93,170	46,841
301252	Professor	Anchorage	FT		United Academics BU	29.8%	103,526	30,851	134,377	67,557
301253	Admin Specialist 3	Anchorage	FT		APT - Exempt Employees	40.7%	87,218	35,498	122,716	61,694
301254	Assistant Professor	Anchorage	FT		United Academics BU	29.8%	64,639	19,262	83,901	42,181
301255	Professor	Anchorage	FT		United Academics BU	29.8%	100	0	100	0
301256	Professor	Anchorage	FT		United Academics BU	29.8%	100	0	100	0

Personal Services Expenditure Detail
University of Alaska

Component: Anchorage Campus (753)
RDU: University of Alaska Anchorage (235)

Notes:

1. If a position is split, an asterisk (*) will appear in the Split/Count column. If the split position is also counted in the component, two asterisks (**) will appear in the column.
2. "Pool" PCN refers to UA temporary positions, such as adjunct faculty; student employees; and other non-permanent staff. Multiple incumbents share the same labor pool position number and pooled budget.

PCN	Job Class Title	Location	Time Status	Split/ Count	Employee Class	Benefit Rate	Annual Budgeted Salary	Annual Benefits	Total Costs	UGF Estimate
301257	Associate Professor	Anchorage	FT		United Academics BU	29.8%	100	0	100	0
301258	Associate Professor	Anchorage	FT		United Academics BU	29.8%	77,775	23,177	100,952	50,753
301259	Term Instructor	Anchorage	FT		United Academics BU	29.8%	48,471	14,444	62,915	31,630
301260	Assistant Professor	Anchorage	FT		United Academics BU	29.8%	71,962	21,445	93,407	46,959
301262	Associate Professor	Anchorage	FT		United Academics BU	29.8%	77,673	23,147	100,820	50,686
301263	Director (Academic-Faculty)	Anchorage	FT		Non-Represented Faculty	26.2%	154,306	40,428	194,734	97,901
301266	Student Svcs Professional 2	Anchorage	FT		PERS - Classified	48.7%	49,960	24,331	74,291	37,349
301267	Assistant Professor	Anchorage	FT		United Academics BU	29.8%	67,165	20,015	87,180	43,829
301268	Admin Generalist 4	Anchorage	FT		PERS - Classified	48.7%	100	0	100	0
301270	Assistant Professor	Anchorage	FT		United Academics BU	29.8%	53,715	16,007	69,722	35,052
301271	Admin Generalist 3	Anchorage	FT		PERS - Classified	48.7%	52,543	25,588	78,131	39,280
301272	Associate Professor	Anchorage	FT		United Academics BU	29.8%	63,631	18,962	82,593	41,523
301273	IS Net Technician 8	Anchorage	FT		APT - Exempt Employees	40.7%	100	0	100	0
301274	Admin Specialist 2	Anchorage	FT		PERS - Classified	48.7%	53,008	25,815	78,823	39,627
301275	Admin Generalist 3	Anchorage	FT		PERS - Classified	48.7%	40,540	19,743	60,283	30,307
301277	Fiscal Professional 1	Anchorage	FT		PERS - Classified	48.7%	45,705	22,258	67,963	34,168
301278	Student Svcs Professional 4	Anchorage	FT		APT - Exempt Employees	40.7%	80,530	32,776	113,306	56,963
301279	Research Professional 4	Anchorage	FT		APT - Exempt Employees	40.7%	100	0	100	0
301280	Admin Generalist 2	Anchorage	FT		PERS - Classified	48.7%	47,061	22,919	69,980	35,182
301281	Assistant Professor	Anchorage	FT		United Academics BU	29.8%	63,630	18,962	82,592	41,522
301283	Research Professional 3	Anchorage	FT		APT - Exempt Employees	40.7%	61,555	25,053	86,608	43,541
301284	Professor	Anchorage	FT		United Academics BU	29.8%	86,379	25,741	112,120	56,367
301288	Assistant Professor	Anchorage	FT		United Academics BU	29.8%	80,800	24,078	104,878	52,727
301290	Associate Professor	Anchorage	FT		United Academics BU	29.8%	75,059	22,368	97,427	48,980
301292	Professor	Anchorage	FT		United Academics BU	29.8%	93,206	27,775	120,981	60,822
301293	Professor	Anchorage	PT		United Academics BU	29.8%	54,808	16,333	71,141	35,765
301294	Professor	Anchorage	FT		United Academics BU	29.8%	89,465	26,661	116,126	58,381
301295	Associate Professor	Anchorage	FT		United Academics BU	29.8%	79,802	23,781	103,583	52,075
301296	Professor	Anchorage	FT		United Academics BU	29.8%	100	0	100	0
301297	Admin Generalist 2	Anchorage	FT		PERS - Classified	48.7%	36,327	17,691	54,018	27,157

Personal Services Expenditure Detail
University of Alaska

Component: Anchorage Campus (753)
RDU: University of Alaska Anchorage (235)

Notes:

1. If a position is split, an asterisk (*) will appear in the Split/Count column. If the split position is also counted in the component, two asterisks (**) will appear in the column.
2. "Pool" PCN refers to UA temporary positions, such as adjunct faculty; student employees; and other non-permanent staff. Multiple incumbents share the same labor pool position number and pooled budget.

PCN	Job Class Title	Location	Time Status	Split/ Count	Employee Class	Benefit Rate	Annual Budgeted Salary	Annual Benefits	Total Costs	UGF Estimate
301300	Professor	Anchorage	FT		United Academics BU	29.8%	93,419	27,839	121,258	60,961
301303	Professor	Anchorage	FT		United Academics BU	29.8%	93,425	27,841	121,266	60,965
301304	Instructor	Anchorage	FT		United Academics BU	29.8%	42,402	12,636	55,038	27,670
301305	Assistant Professor	Anchorage	FT		United Academics BU	29.8%	100	0	100	0
301310	Associate Professor	Anchorage	FT		United Academics BU	29.8%	77,296	23,034	100,330	50,440
301311	Professor	Anchorage	PT		United Academics BU	29.8%	88,557	26,390	114,947	57,789
301312	Professor	Anchorage	FT		United Academics BU	29.8%	110,287	32,866	143,153	71,969
301313	Assistant Professor	Anchorage	FT		United Academics BU	29.8%	45,577	13,582	59,159	29,742
301314	Professor	Anchorage	FT		United Academics BU	29.8%	120,821	36,005	156,826	78,843
301315	Assistant Professor	Anchorage	FT		United Academics BU	29.8%	29,287	8,728	38,015	19,111
301316	Professor	Anchorage	FT		United Academics BU	29.8%	110,580	32,953	143,533	72,160
301317	Fiscal Professional 1	Anchorage	FT		PERS - Classified	48.7%	100	0	100	0
301318	Professor	Anchorage	FT		United Academics BU	29.8%	89,021	26,528	115,549	58,091
301319	Associate Professor	Anchorage	FT		United Academics BU	29.8%	84,022	25,039	109,061	54,829
301320	Associate Professor	Anchorage	FT		United Academics BU	29.8%	69,753	20,786	90,539	45,518
301321	Assistant Professor	Anchorage	FT		United Academics BU	29.8%	77,351	23,051	100,402	50,476
301322	Professor	Anchorage	FT		United Academics BU	29.8%	90,403	26,940	117,343	58,993
301323	Professor	Anchorage	FT		United Academics BU	29.8%	87,371	26,037	113,408	57,015
301325	Director (Academic-Faculty)	Anchorage	FT		Non-Represented Faculty	26.2%	167,932	43,998	211,930	106,546
301326	Assistant Professor	Anchorage	FT		United Academics BU	29.8%	67,670	20,166	87,836	44,159
301327	Admin Specialist 1 (Exempt)	Anchorage	FT		APT - Exempt Employees	40.7%	61,562	25,056	86,618	43,546
301328	Fiscal Professional 2	Anchorage	FT		APT - Exempt Employees	40.7%	61,561	25,055	86,616	43,546
301329	Admin Generalist 3	Anchorage	FT		PERS - Classified	48.7%	42,170	20,537	62,707	31,525
301330	Admin Specialist 3 (NonExempt)	Anchorage	FT		PERS - Classified	48.7%	64,059	31,197	95,256	47,889
301331	Admin Specialist 2	Anchorage	FT		PERS - Classified	48.7%	49,961	24,331	74,292	37,350
301332	Assistant Professor	Anchorage	FT		United Academics BU	29.8%	63,631	18,962	82,593	41,523
301333	Instructional Designer 3	Anchorage	FT		APT - Exempt Employees	40.7%	63,403	25,805	89,208	44,849
301334	Associate Professor	Anchorage	FT		United Academics BU	29.8%	118,609	35,345	153,954	77,399
301336	Admin Generalist 4	Anchorage	FT		PERS - Classified	48.7%	47,060	22,918	69,978	35,181
301337	Associate Professor	Anchorage	FT		United Academics BU	29.8%	138,121	41,160	179,281	90,132

Personal Services Expenditure Detail
University of Alaska

Component: Anchorage Campus (753)
RDU: University of Alaska Anchorage (235)

Notes:

1. If a position is split, an asterisk (*) will appear in the Split/Count column. If the split position is also counted in the component, two asterisks (**) will appear in the column.
2. "Pool" PCN refers to UA temporary positions, such as adjunct faculty; student employees; and other non-permanent staff. Multiple incumbents share the same labor pool position number and pooled budget.

PCN	Job Class Title	Location	Time Status	Split/ Count	Employee Class	Benefit Rate	Annual Budgeted Salary	Annual Benefits	Total Costs	UGF Estimate
301338	Admin Specialist 3	Anchorage	FT		APT - Exempt Employees	40.7%	44,152	17,970	62,122	31,231
301339	Administrative Management 1	Anchorage	FT		APT - Exempt Employees	40.7%	67,996	27,674	95,670	48,097
301340	Admin Specialist 2	Anchorage	FT		PERS - Classified	48.7%	49,961	24,331	74,292	37,350
301341	Professor	Anchorage	FT		United Academics BU	29.8%	93,009	27,717	120,726	60,694
301342	Director (Academic-Faculty)	Anchorage	FT		Non-Represented Faculty	26.2%	150,369	39,397	189,766	55,238
301343	Assistant Professor	Anchorage	FT		United Academics BU	29.8%	63,630	18,962	82,592	41,522
301344	Environmental Health/Safety 2	Anchorage	FT		APT - Exempt Employees	40.7%	66,007	26,865	92,872	46,690
301345	Professor	Anchorage	FT		United Academics BU	29.8%	76,159	22,695	98,854	49,698
301346	Professor	Anchorage	FT		United Academics BU	29.8%	106,432	31,717	138,149	69,453
301348	Professor	Anchorage	FT		United Academics BU	29.8%	98,765	29,432	128,197	64,450
301349	Term Asst Professor	Anchorage	FT		Non-Represented Faculty	26.2%	87,559	22,940	110,499	55,553
301350	Associate Professor	Anchorage	FT		United Academics BU	29.8%	79,892	23,808	103,700	52,134
301351	Professor	Anchorage	FT		United Academics BU	29.8%	90,238	26,891	117,129	58,885
301352	Associate Dean/Faculty	Anchorage	FT		Non-Represented Faculty	26.2%	111,955	29,332	141,287	71,031
301354	Fiscal Professional 1	Anchorage	FT		PERS - Classified	48.7%	55,740	27,145	82,885	41,670
301355	Assistant Professor	Anchorage	FT		United Academics BU	29.8%	65,759	19,596	85,355	42,912
301357	Admin Specialist 3	Anchorage	PT		APT - Exempt Employees	40.7%	32,347	13,165	45,512	22,881
301358	Professor	Anchorage	PT		United Academics BU	29.8%	64,100	19,102	83,202	41,829
301360	Professor	Anchorage	FT		United Academics BU	29.8%	105,383	31,404	136,787	68,768
301361	Professor	Anchorage	FT		United Academics BU	29.8%	71,920	21,432	93,352	46,932
301362	Professor	Anchorage	FT		United Academics BU	29.8%	90,293	26,907	117,200	58,921
301363	Professor	Anchorage	FT		United Academics BU	29.8%	95,584	28,484	124,068	62,374
301364	Research Professional 3	Anchorage	FT		APT - Exempt Employees	40.7%	59,762	24,323	84,085	42,273
301365	Assistant Professor	Anchorage	FT		United Academics BU	29.8%	89,355	26,628	115,983	58,309
301366	Vice Chancellor (Admin)	Anchorage	FT		Sr. Administrator	26.2%	152,073	39,843	191,916	96,484
301368	Director (Academic-Faculty)	Anchorage	FT		Non-Represented Faculty	26.2%	84,678	22,186	106,864	53,725
301369	Admin Specialist 2	Anchorage	FT		PERS - Classified	48.7%	61,561	29,980	91,541	46,021
301370	Administrative Professional 2	Anchorage	FT		APT - Exempt Employees	40.7%	81,333	33,103	114,436	57,531
301371	Professor	Anchorage	FT		United Academics BU	29.8%	87,611	26,108	113,719	57,171
301372	Professor	Anchorage	FT		United Academics BU	29.8%	68,238	20,335	88,573	44,529

Personal Services Expenditure Detail
University of Alaska

Component: Anchorage Campus (753)
RDU: University of Alaska Anchorage (235)

Notes:

1. If a position is split, an asterisk (*) will appear in the Split/Count column. If the split position is also counted in the component, two asterisks (**) will appear in the column.
2. "Pool" PCN refers to UA temporary positions, such as adjunct faculty; student employees; and other non-permanent staff. Multiple incumbents share the same labor pool position number and pooled budget.

PCN	Job Class Title	Location	Time Status	Split/ Count	Employee Class	Benefit Rate	Annual Budgeted Salary	Annual Benefits	Total Costs	UGF Estimate
301373	Assistant Professor	Anchorage	FT		United Academics BU	29.8%	91,176	27,170	118,346	59,498
301374	Associate Professor	Anchorage	FT		United Academics BU	29.8%	91,175	27,170	118,345	59,497
301375	Development 4	Anchorage	FT		APT - Exempt Employees	40.7%	89,865	36,575	126,440	63,567
301376	Assistant Professor	Anchorage	FT		United Academics BU	29.8%	68,771	20,494	89,265	44,877
301378	Assistant Professor	Anchorage	FT		United Academics BU	29.8%	78,023	23,251	101,274	50,914
301379	Associate Professor	Anchorage	PT		United Academics BU	29.8%	47,949	14,289	62,238	31,289
301380	Communications Specialist 2	Anchorage	FT		PERS - Classified	48.7%	45,706	22,259	67,965	34,169
301381	IS Net Technician 7	Anchorage	FT		PERS - Classified	48.7%	56,883	27,702	84,585	42,524
301382	Student Svcs Professional 3	Anchorage	FT		APT - Exempt Employees	40.7%	45,898	18,680	64,578	32,466
301383	Professor	Anchorage	FT		United Academics BU	29.8%	38,851	11,578	50,429	25,353
301384	Assistant Professor	Anchorage	FT		United Academics BU	29.8%	83,171	24,785	107,956	54,274
301385	Term Asst Professor	Anchorage	FT		United Academics BU	29.8%	66,627	19,855	86,482	43,478
301386	Professor	Anchorage	FT		United Academics BU	29.8%	98,196	29,262	127,458	64,079
301387	Admin Specialist 4	Anchorage	FT		APT - Exempt Employees	40.7%	83,810	34,111	117,921	59,284
301388	Assistant Professor	Anchorage	FT		United Academics BU	29.8%	65,650	19,564	85,214	42,840
301390	Associate Professor	Anchorage	FT		United Academics BU	29.8%	33,705	10,044	43,749	21,994
301391	Assistant Professor	Anchorage	FT		United Academics BU	29.8%	28,904	8,613	37,517	18,862
301392	Assistant Professor	Anchorage	FT		United Academics BU	29.8%	93,443	27,846	121,289	60,977
301393	Assistant Professor	Anchorage	FT		United Academics BU	29.8%	117,043	34,879	151,922	76,377
301394	Assistant Professor	Anchorage	FT		United Academics BU	29.8%	121,200	36,118	157,318	79,090
301395	Professor	Anchorage	FT		United Academics BU	29.8%	158,451	47,218	205,669	103,398
301396	Associate Professor	Anchorage	FT		United Academics BU	29.8%	151,500	45,147	196,647	98,862
301397	Director (Academic-Faculty)	Anchorage	FT		Non-Represented Faculty	26.2%	127,221	33,332	160,553	80,716
301398	Dean (Academic)	Anchorage	FT		Sr. Administrator	26.2%	100	0	100	0
301399	Term Asst Professor	Anchorage	FT		United Academics BU	29.8%	66,217	19,733	85,950	43,210
301400	Associate Professor	Anchorage	FT		United Academics BU	29.8%	104,935	31,271	136,206	68,476
301401	Assistant Professor	Anchorage	FT		United Academics BU	29.8%	71,710	21,370	93,080	46,795
301403	Professor	Anchorage	FT		United Academics BU	29.8%	149,875	44,663	194,538	97,802
301404	Admin Specialist 2	Anchorage	FT		PERS - Classified	48.7%	69,372	33,784	103,156	51,861
301405	Fac Svcs-MO&U Supervsr 3 (NE)	Anchorage	FT		PERS - Classified	48.7%	54,660	26,619	81,279	40,862

Personal Services Expenditure Detail
University of Alaska

Component: Anchorage Campus (753)
RDU: University of Alaska Anchorage (235)

Notes:

1. If a position is split, an asterisk (*) will appear in the Split/Count column. If the split position is also counted in the component, two asterisks (**) will appear in the column.
2. "Pool" PCN refers to UA temporary positions, such as adjunct faculty; student employees; and other non-permanent staff. Multiple incumbents share the same labor pool position number and pooled budget.

PCN	Job Class Title	Location	Time Status	Split/ Count	Employee Class	Benefit Rate	Annual Budgeted Salary	Annual Benefits	Total Costs	UGF Estimate
301407	Professor	Anchorage	FT		United Academics BU	29.8%	100	0	100	0
301409	Professor	Anchorage	FT		United Academics BU	29.8%	146,343	43,610	189,953	95,497
301410	Director (Academic-Faculty)	Anchorage	FT		Non-Represented Faculty	26.2%	124,401	32,593	156,994	78,927
301411	Professor	Anchorage	FT		United Academics BU	29.8%	65,146	19,414	84,560	42,512
301412	Administrative Management 1	Anchorage	FT		APT - Exempt Employees	40.7%	64,694	26,330	91,024	45,762
301413	Research Technician 4	Anchorage	FT		PERS - Classified	48.7%	51,564	25,112	76,676	38,548
301414	Professor	Anchorage	FT		United Academics BU	29.8%	60,318	17,975	78,293	39,361
301415	Professor	Anchorage	FT		United Academics BU	29.8%	95,834	28,559	124,393	62,537
301417	Associate Professor	Anchorage	FT		United Academics BU	29.8%	89,113	26,556	115,669	58,151
301418	Term Asst Professor	Anchorage	FT		Non-Represented Faculty	26.2%	94,749	24,824	119,573	60,114
301419	Instructor	Anchorage	FT		United Academics BU	29.8%	56,662	16,885	73,547	36,975
301420	Assistant Professor	Anchorage	FT		United Academics BU	29.8%	57,794	17,223	75,017	37,714
301421	Admin Specialist 3	Anchorage	FT		APT - Exempt Employees	40.7%	100	0	100	0
301422	Professor	Anchorage	FT		United Academics BU	29.8%	93,187	27,770	120,957	48,648
301423	Associate Professor	Anchorage	FT		United Academics BU	29.8%	73,498	21,902	95,400	47,962
301424	Professor	Anchorage	FT		United Academics BU	29.8%	108,878	32,446	141,324	71,049
301425	Assistant Professor	Anchorage	FT		United Academics BU	29.8%	69,689	20,767	90,456	45,476
301426	Research Technician 3	Anchorage	FT		PERS - Classified	48.7%	42,275	20,588	62,863	31,604
301427	Instructor	Anchorage	FT		United Academics BU	29.8%	70,700	21,069	91,769	46,136
301428	Admin Generalist 3	Anchorage	FT		PERS - Classified	48.7%	49,960	24,331	74,291	37,349
301429	Research Technician 2	Anchorage	FT		PERS - Classified	48.7%	21,276	10,361	31,637	15,905
301430	Associate Professor	Anchorage	FT		Non-Represented Faculty	26.2%	107,781	28,239	136,020	68,383
301432	Professor	Anchorage	FT		United Academics BU	29.8%	95,803	28,549	124,352	62,517
301433	Professor	Anchorage	FT		United Academics BU	29.8%	99,184	29,557	128,741	64,723
301434	Fiscal Professional 1	Anchorage	FT		PERS - Classified	48.7%	45,705	22,258	67,963	34,168
301435	Admin Generalist 4	Anchorage	FT		PERS - Classified	48.7%	47,060	22,918	69,978	35,181
301436	Admin Generalist 4	Anchorage	FT		PERS - Classified	48.7%	18,933	9,220	28,153	14,154
301437	Professor	Anchorage	FT		United Academics BU	29.8%	130,494	38,887	169,381	85,155
301438	Professor	Anchorage	FT		United Academics BU	29.8%	143,092	42,641	185,733	93,376
301439	Associate Professor	Anchorage	FT		United Academics BU	29.8%	86,073	25,650	111,723	56,168

Personal Services Expenditure Detail
University of Alaska

Component: Anchorage Campus (753)
RDU: University of Alaska Anchorage (235)

Notes:

1. If a position is split, an asterisk (*) will appear in the Split/Count column. If the split position is also counted in the component, two asterisks (**) will appear in the column.
2. "Pool" PCN refers to UA temporary positions, such as adjunct faculty; student employees; and other non-permanent staff. Multiple incumbents share the same labor pool position number and pooled budget.

PCN	Job Class Title	Location	Time Status	Split/ Count	Employee Class	Benefit Rate	Annual Budgeted Salary	Annual Benefits	Total Costs	UGF Estimate
301441	Professor	Anchorage	FT		United Academics BU	29.8%	114,808	34,213	149,021	74,919
301442	Professor	Anchorage	FT		United Academics BU	29.8%	65,650	19,564	85,214	42,840
301443	Communications Specialist 4	Anchorage	FT		APT - Exempt Employees	40.7%	54,660	22,247	76,907	38,664
301444	Student Svcs Professional 2	Anchorage	FT		PERS - Classified	48.7%	49,960	24,331	74,291	37,349
301445	Associate Professor	Anchorage	FT		United Academics BU	29.8%	82,530	24,594	107,124	53,856
301446	Assistant Professor	Anchorage	FT		United Academics BU	29.8%	67,730	20,184	87,914	44,198
301447	Fiscal Technician 3	Anchorage	FT		PERS - Classified	48.7%	48,520	23,629	72,149	36,272
301448	Associate Professor	Anchorage	FT		United Academics BU	29.8%	65,650	19,564	85,214	42,840
301449	Assistant Professor	Anchorage	FT		United Academics BU	29.8%	79,258	23,619	102,877	51,720
301450	Fiscal Technician 4	Anchorage	FT		PERS - Classified	48.7%	45,706	22,259	67,965	34,169
301451	Research Technician 3	Anchorage	FT		PERS - Classified	48.7%	45,706	22,259	67,965	34,169
301452	Admin Generalist 3	Anchorage	FT		PERS - Classified	48.7%	31,924	15,547	47,471	23,866
301453	Professor	Anchorage	FT		United Academics BU	29.8%	90,793	27,056	117,849	59,248
301454	Assistant Professor	Anchorage	FT		United Academics BU	29.8%	77,805	23,186	100,991	50,772
301455	Director (Academic-Faculty)	Anchorage	FT		Non-Represented Faculty	26.2%	138,737	36,349	175,086	88,023
301456	Assistant Professor	Anchorage	FT		United Academics BU	29.8%	62,620	18,661	81,281	40,863
301457	Term Asst Professor	Anchorage	FT		United Academics BU	29.8%	85,850	25,583	111,433	56,022
301458	Professor	Anchorage	FT		United Academics BU	29.8%	146,145	43,551	189,696	95,368
301459	Professor	Anchorage	FT		United Academics BU	29.8%	179,168	53,392	232,560	116,917
301461	Fac Svcs-MO&U Supervsr 3 (NE)	Anchorage	FT		PERS - Classified	48.7%	56,882	27,702	84,584	42,524
301462	Assistant Professor	Anchorage	FT		United Academics BU	29.8%	57,571	17,156	74,727	37,568
301463	Admin Generalist 3	Anchorage	FT		PERS - Classified	48.7%	40,540	19,743	60,283	30,307
301464	Professor	Anchorage	FT		United Academics BU	29.8%	31,512	9,391	40,903	20,563
301465	Training & Development 4	Anchorage	FT		APT - Exempt Employees	40.7%	61,562	25,056	86,618	43,546
301466	Professor	Anchorage	FT		United Academics BU	29.8%	137,001	40,826	177,827	75,990
301467	Term Asst Professor	Anchorage	FT		United Academics BU	29.8%	101,084	30,123	131,207	65,963
301468	Director (Academic-Faculty)	Anchorage	FT		Non-Represented Faculty	26.2%	102,009	26,726	128,735	64,720
301469	Assistant Professor	Anchorage	FT		United Academics BU	29.8%	99,228	29,570	128,798	64,752
301470	Fiscal Manager 2	Anchorage	FT		APT - Exempt Employees	40.7%	100	0	100	0
301472	Fiscal Professional 4	Anchorage	FT		APT - Exempt Employees	40.7%	83,810	34,111	117,921	59,284

Personal Services Expenditure Detail
University of Alaska

Component: Anchorage Campus (753)

RDU: University of Alaska Anchorage (235)

Notes:

1. If a position is split, an asterisk (*) will appear in the Split/Count column. If the split position is also counted in the component, two asterisks (**) will appear in the column.

2. "Pool" PCN refers to UA temporary positions, such as adjunct faculty; student employees; and other non-permanent staff. Multiple incumbents share the same labor pool position number and pooled budget.

PCN	Job Class Title	Location	Time Status	Split/ Count	Employee Class	Benefit Rate	Annual Budgeted Salary	Annual Benefits	Total Costs	UGF Estimate
301473	Instructional Designer 3	Anchorage	FT		APT - Exempt Employees	40.7%	48,538	19,755	68,293	34,334
301475	Associate Professor	Anchorage	FT		United Academics BU	29.8%	77,627	23,133	100,760	50,656
301476	Assistant Professor	Anchorage	FT		United Academics BU	29.8%	65,650	19,564	85,214	42,840
301477	Associate Professor	Anchorage	FT		United Academics BU	29.8%	72,723	21,671	94,394	47,456
301479	Instructor	Anchorage	FT		United Academics BU	29.8%	51,510	15,350	66,860	33,613
301480	Admin Generalist 2	Anchorage	FT		PERS - Classified	48.7%	41,831	20,372	62,203	31,272
301481	Admin Specialist 3	Anchorage	FT		APT - Exempt Employees	40.7%	54,660	22,247	76,907	38,664
301482	Term Asst Professor	Anchorage	FT		United Academics BU	29.8%	26,059	7,766	33,825	17,005
301484	Professor	Anchorage	FT		United Academics BU	29.8%	129,853	38,696	168,549	84,737
301485	Professor	Anchorage	FT		United Academics BU	29.8%	108,072	32,205	140,277	70,523
301486	Administrative Management 5	Anchorage	FT		APT - Exempt Employees	40.7%	142,027	57,805	199,832	100,464
301488	Assistant Professor	Anchorage	FT		United Academics BU	29.8%	67,618	20,150	87,768	44,125
301490	Student Svcs Professional 2	Anchorage	FT		PERS - Classified	48.7%	59,148	28,805	87,953	44,218
301492	Associate Professor	Anchorage	FT		United Academics BU	29.8%	130,712	38,952	169,664	85,297
301494	Professor	Anchorage	FT		United Academics BU	29.8%	163,619	48,758	212,377	106,771
301496	Associate Professor	Anchorage	FT		United Academics BU	29.8%	117,488	35,011	152,499	38,333
301498	Assistant Professor	Anchorage	FT		United Academics BU	29.8%	85,595	25,507	111,102	55,856
301500	Assistant Professor	Anchorage	FT		United Academics BU	29.8%	99,990	29,797	129,787	65,249
301502	Administrative Professional 4	Anchorage	FT		APT - Exempt Employees	40.7%	83,810	34,111	117,921	59,284
301504	Admin Generalist 2	Anchorage	FT		PERS - Classified	48.7%	54,660	26,619	81,279	40,862
301505	Assistant Professor	Anchorage	FT		United Academics BU	29.8%	80,663	24,038	104,701	10,528
301506	Assistant Professor	Anchorage	FT		United Academics BU	29.8%	74,090	22,079	96,169	48,348
301507	Student Svcs Professional 2	Anchorage	FT		PERS - Classified	48.7%	51,972	25,310	77,282	38,853
301508	Admin Generalist 3	Anchorage	FT		PERS - Classified	48.7%	40,540	19,743	60,283	30,307
301509	Associate Professor	Anchorage	FT		United Academics BU	29.8%	27,296	8,134	35,430	17,812
301510	Admin Specialist 3	Anchorage	FT		APT - Exempt Employees	40.7%	65,351	26,598	91,949	46,226
301512	Athletics Coach 2	Anchorage	FT		APT - Exempt Employees	40.7%	58,252	23,709	81,961	41,205
301514	Student Svcs Professional 1	Anchorage	FT		PERS - Classified	48.7%	100	0	100	0
301515	Fiscal Technician 3	Anchorage	FT		PERS - Classified	48.7%	56,883	27,702	84,585	42,524
301516	Student Svcs Professional 2	Anchorage	FT		PERS - Classified	48.7%	58,598	28,537	87,135	43,806

Personal Services Expenditure Detail
University of Alaska

Component: Anchorage Campus (753)
RDU: University of Alaska Anchorage (235)

Notes:

1. If a position is split, an asterisk (*) will appear in the Split/Count column. If the split position is also counted in the component, two asterisks (**) will appear in the column.
2. "Pool" PCN refers to UA temporary positions, such as adjunct faculty; student employees; and other non-permanent staff. Multiple incumbents share the same labor pool position number and pooled budget.

PCN	Job Class Title	Location	Time Status	Split/ Count	Employee Class	Benefit Rate	Annual Budgeted Salary	Annual Benefits	Total Costs	UGF Estimate
301517	Research Professional 3	Anchorage	FT		APT - Exempt Employees	40.7%	71,469	29,088	100,557	50,554
301518	Fiscal Technician 4	Anchorage	FT		PERS - Classified	48.7%	51,972	25,310	77,282	38,853
301520	Student Svcs Professional 2	Anchorage	FT		PERS - Classified	48.7%	78,941	38,444	117,385	59,014
301521	Administrative Professional 1	Anchorage	FT		APT - Exempt Employees	40.7%	55,740	22,686	78,426	39,428
301522	Associate Professor	Anchorage	FT		United Academics BU	29.8%	86,608	25,809	112,417	56,517
301523	Assistant Professor	Anchorage	FT		United Academics BU	29.8%	106,200	31,648	137,848	69,302
301524	Administrative Management 5	Anchorage	FT		APT - Exempt Employees	40.7%	137,878	56,116	193,994	97,529
301525	Associate Professor	Anchorage	FT		United Academics BU	29.8%	77,584	23,120	100,704	50,628
301536	Professor	Anchorage	FT		United Academics BU	29.8%	82,471	24,576	107,047	53,817
301538	Admin Generalist 4	Anchorage	FT		PERS - Classified	48.7%	43,038	20,960	63,998	32,174
301544	Admin Generalist 2	Anchorage	FT		PERS - Classified	48.7%	15,243	7,423	22,666	11,395
301554	Admin Specialist 2	Anchorage	FT		PERS - Classified	48.7%	48,986	23,856	72,842	36,621
301556	Associate Dean/Faculty	Anchorage	FT		Non-Represented Faculty	26.2%	189,259	49,586	238,845	120,077
301560	Professor	Anchorage	FT		United Academics BU	29.8%	96,637	28,798	125,435	63,061
301566	Associate Professor	Anchorage	FT		United Academics BU	29.8%	13,686	4,078	17,764	8,931
301568	Assistant Professor	Anchorage	FT		United Academics BU	29.8%	100	0	100	0
301570	Professor	Anchorage	FT		United Academics BU	29.8%	100	0	100	0
301574	Associate Professor	Anchorage	FT		United Academics BU	29.8%	135,953	40,514	176,467	88,717
301576	Professor	Anchorage	PT		United Academics BU	29.8%	49,607	14,783	64,390	32,371
301578	Assistant Professor	Anchorage	FT		United Academics BU	29.8%	67,670	20,166	87,836	44,159
301580	Assistant Professor	Anchorage	FT		United Academics BU	29.8%	66,255	19,744	85,999	43,235
301582	Associate Professor	Anchorage	FT		United Academics BU	29.8%	100	0	100	0
301583	Research Professional 3	Anchorage	FT		APT - Exempt Employees	40.7%	100	0	100	0
301586	Assistant Professor	Anchorage	FT		United Academics BU	29.8%	70,700	21,069	91,769	46,136
301588	Student Svcs Professional 4	Anchorage	FT		APT - Exempt Employees	40.7%	82,985	33,775	116,760	58,700
301592	IS Consultant 2A	Anchorage	FT		PERS - Classified	48.7%	54,660	26,619	81,279	40,862
301594	Training & Development 2	Anchorage	FT		PERS - Classified	48.7%	38,378	18,690	57,068	28,690
301596	Assistant Professor	Anchorage	FT		United Academics BU	29.8%	75,962	22,637	98,599	49,570
301598	Assistant Professor	Anchorage	FT		United Academics BU	29.8%	89,587	26,697	116,284	46,768
301600	Admin Generalist 3	Anchorage	FT		PERS - Classified	48.7%	48,034	23,393	71,427	35,909

Personal Services Expenditure Detail
University of Alaska

Component: Anchorage Campus (753)
RDU: University of Alaska Anchorage (235)

Notes:

1. If a position is split, an asterisk (*) will appear in the Split/Count column. If the split position is also counted in the component, two asterisks (**) will appear in the column.
2. "Pool" PCN refers to UA temporary positions, such as adjunct faculty; student employees; and other non-permanent staff. Multiple incumbents share the same labor pool position number and pooled budget.

PCN	Job Class Title	Location	Time Status	Split/ Count	Employee Class	Benefit Rate	Annual Budgeted Salary	Annual Benefits	Total Costs	UGF Estimate
301602	Associate Professor	Anchorage	PT		United Academics BU	29.8%	47,805	14,246	62,051	31,196
301604	Assistant Professor	Anchorage	FT		United Academics BU	29.8%	28,747	8,567	37,314	18,759
301606	Associate Professor	Anchorage	FT		United Academics BU	29.8%	80,920	24,114	105,034	52,805
301610	Term Asst Professor	Anchorage	FT		United Academics BU	29.8%	27,048	8,060	35,108	17,650
301612	Associate Professor	Anchorage	FT		United Academics BU	29.8%	99,991	29,797	129,788	65,250
301616	Associate Director/Faculty	Anchorage	FT		Non-Represented Faculty	26.2%	131,706	34,507	166,213	83,562
301618	Professor	Anchorage	FT		United Academics BU	29.8%	127,081	37,870	164,951	82,928
301620	Associate Professor	Anchorage	FT		United Academics BU	29.8%	83,981	25,026	109,007	54,802
301622	Associate Professor	Anchorage	FT		United Academics BU	29.8%	102,029	30,405	132,434	66,580
301624	Associate Professor	Anchorage	FT		United Academics BU	29.8%	80,433	23,969	104,402	52,487
301626	Associate Professor	Anchorage	FT		United Academics BU	29.8%	112,734	33,595	146,329	73,565
301628	Associate Professor	Anchorage	FT		United Academics BU	29.8%	81,350	24,242	105,592	53,086
301630	Term Instructor	Anchorage	FT		United Academics BU	29.8%	73,218	21,819	95,037	47,779
301632	Assistant Professor	Anchorage	FT		United Academics BU	29.8%	28,220	8,410	36,630	18,415
301634	Assistant Professor	Anchorage	FT		United Academics BU	29.8%	70,547	21,023	91,570	46,036
301636	Assistant Professor	Anchorage	FT		United Academics BU	29.8%	97,706	29,116	126,822	63,759
301638	Assistant Professor	Anchorage	FT		United Academics BU	29.8%	67,569	20,136	87,705	35,274
301640	Assistant Professor	Anchorage	FT		United Academics BU	29.8%	68,680	20,467	89,147	44,818
301642	Associate Professor	Anchorage	FT		United Academics BU	29.8%	90,437	26,950	117,387	59,015
301644	Student Svcs Technician 2	Anchorage	FT		PERS - Classified	48.7%	43,038	20,960	63,998	32,174
301646	Instructor	Anchorage	FT		United Academics BU	29.8%	61,778	18,410	80,188	40,314
301648	Admin Generalist 3	Anchorage	FT		PERS - Classified	48.7%	20,270	9,871	30,141	15,153
301650	Physical Health Provider 2	Anchorage	PT		PERS - Classified	48.7%	26,540	12,925	39,465	19,841
301652	Assistant Professor	Anchorage	FT		United Academics BU	29.8%	70,700	21,069	91,769	46,136
301654	Associate Professor	Anchorage	FT		United Academics BU	29.8%	81,675	24,339	106,014	53,298
301656	Admin Generalist 3	Anchorage	FT		PERS - Classified	48.7%	45,705	22,258	67,963	34,168
301658	Professor	Anchorage	FT		United Academics BU	29.8%	101,912	30,370	132,282	66,503
301660	Assistant Professor	Anchorage	FT		United Academics BU	29.8%	97,707	29,117	126,824	63,759
301662	Assistant Professor	Anchorage	FT		United Academics BU	29.8%	75,750	22,574	98,324	49,431
301664	Associate Professor	Anchorage	FT		United Academics BU	29.8%	82,719	24,650	107,369	53,979

Personal Services Expenditure Detail
University of Alaska

Component: Anchorage Campus (753)
RDU: University of Alaska Anchorage (235)

Notes:

1. If a position is split, an asterisk (*) will appear in the Split/Count column. If the split position is also counted in the component, two asterisks (**) will appear in the column.
2. "Pool" PCN refers to UA temporary positions, such as adjunct faculty; student employees; and other non-permanent staff. Multiple incumbents share the same labor pool position number and pooled budget.

PCN	Job Class Title	Location	Time Status	Split/ Count	Employee Class	Benefit Rate	Annual Budgeted Salary	Annual Benefits	Total Costs	UGF Estimate
301666	Assistant Professor	Anchorage	FT		United Academics BU	29.8%	72,821	21,701	94,522	47,520
301668	Administrative Professional 1	Anchorage	FT		APT - Exempt Employees	40.7%	60,969	24,814	85,783	43,127
301670	Assistant Professor	Anchorage	FT		United Academics BU	29.8%	35,511	10,582	46,093	23,173
301672	Fiscal Technician 3	Anchorage	FT		PERS - Classified	48.7%	100	0	100	0
301674	Instructional Designer 4	Anchorage	FT		APT - Exempt Employees	40.7%	77,375	31,492	108,867	54,732
301676	Term Asst Professor	Anchorage	FT		United Academics BU	29.8%	70,700	21,069	91,769	46,136
301678	Assistant Professor	Anchorage	FT		United Academics BU	29.8%	79,659	23,738	103,397	46,784
301682	Assistant Professor	Anchorage	FT		United Academics BU	29.8%	67,670	20,166	87,836	44,159
301684	Director (Academic-Faculty)	Anchorage	FT		Non-Represented Faculty	26.2%	208,643	54,664	263,307	132,375
301686	Associate Professor	Anchorage	FT		United Academics BU	29.8%	103,666	30,892	134,558	67,648
301688	Assistant Professor	Anchorage	FT		United Academics BU	29.8%	90,900	27,088	117,988	59,317
301690	Administrative Professional 2	Anchorage	FT		APT - Exempt Employees	40.7%	82,319	33,504	115,823	58,229
301692	Associate Professor	Anchorage	FT		United Academics BU	29.8%	155,750	46,414	202,164	101,636
301694	Professor	Anchorage	FT		United Academics BU	29.8%	98,141	29,246	127,387	64,043
301696	Associate Professor	Anchorage	FT		United Academics BU	29.8%	100,287	29,886	130,173	65,443
301697	Associate Professor	Anchorage	FT		United Academics BU	29.8%	119,147	35,506	154,653	77,750
301698	Assistant Professor	Anchorage	FT		United Academics BU	29.8%	90,900	27,088	117,988	59,317
301699	Communications Specialist 5	Anchorage	FT		APT - Exempt Employees	40.7%	100	0	100	0
301701	Assistant Professor	Anchorage	FT		United Academics BU	29.8%	63,988	19,068	83,056	29,229
301702	Admin Generalist 3	Anchorage	FT		PERS - Classified	48.7%	40,943	19,939	60,882	30,608
301703	Admin Generalist 4	Anchorage	FT		PERS - Classified	48.7%	60,375	29,403	89,778	45,135
301705	Associate Professor	Anchorage	FT		United Academics BU	29.8%	87,277	26,009	113,286	56,953
301706	Professor	Anchorage	FT		United Academics BU	29.8%	119,332	35,561	154,893	77,871
301707	IS Consultant 2A	Anchorage	FT		PERS - Classified	48.7%	49,960	24,331	74,291	37,349
301708	Assistant Professor	Anchorage	FT		United Academics BU	29.8%	69,690	20,768	90,458	45,477
301709	Assistant Professor	Anchorage	FT		United Academics BU	29.8%	77,025	22,953	99,978	50,263
301710	Administrative Professional 2	Anchorage	FT		APT - Exempt Employees	40.7%	82,319	33,504	115,823	58,229
301711	Assistant Professor	Anchorage	FT		United Academics BU	29.8%	78,274	23,326	101,600	51,078
301712	Admin Generalist 3	Anchorage	FT		PERS - Classified	48.7%	40,540	19,743	60,283	30,307
301713	Term Asst Professor	Anchorage	FT		United Academics BU	29.8%	38,092	11,351	49,443	24,857

Personal Services Expenditure Detail
University of Alaska

Component: Anchorage Campus (753)
RDU: University of Alaska Anchorage (235)

Notes:

1. If a position is split, an asterisk (*) will appear in the Split/Count column. If the split position is also counted in the component, two asterisks (**) will appear in the column.
2. "Pool" PCN refers to UA temporary positions, such as adjunct faculty; student employees; and other non-permanent staff. Multiple incumbents share the same labor pool position number and pooled budget.

PCN	Job Class Title	Location	Time Status	Split/ Count	Employee Class	Benefit Rate	Annual Budgeted Salary	Annual Benefits	Total Costs	UGF Estimate
301714	Associate Professor	Anchorage	FT		United Academics BU	29.8%	118,672	35,364	154,036	77,440
301715	Associate Professor	Anchorage	FT		United Academics BU	29.8%	100	0	100	0
301716	Term Assoc Professor	Anchorage	FT		United Academics BU	29.8%	29,555	8,807	38,362	19,286
301717	IS Professional 3A	Anchorage	FT		PERS - Classified	48.7%	63,403	30,877	94,280	47,399
301718	Assistant Professor	Anchorage	FT		United Academics BU	29.8%	73,837	22,003	95,840	48,183
301719	Assistant Professor	Anchorage	FT		United Academics BU	29.8%	60,600	18,059	78,659	39,545
301720	Associate Professor	Anchorage	FT		United Academics BU	29.8%	83,517	24,888	108,405	54,500
301721	Associate Professor	Anchorage	FT		United Academics BU	29.8%	86,618	25,812	112,430	50,871
301722	Dean (Academic)	Anchorage	FT		Sr. Administrator	26.2%	100	0	100	0
301723	Associate Professor	Anchorage	FT		United Academics BU	29.8%	109,079	32,506	141,585	71,180
301724	Assistant Professor	Anchorage	FT		United Academics BU	29.8%	48,690	14,510	63,200	31,773
301725	Research Professional 2	Anchorage	FT		APT - Exempt Employees	40.7%	65,351	26,598	91,949	46,226
301726	Research Professional 2	Anchorage	FT		APT - Exempt Employees	40.7%	100	0	100	0
301727	Admin Specialist 4	Anchorage	FT		APT - Exempt Employees	40.7%	54,661	22,247	76,908	28,225
301728	Instructor	Anchorage	FT		United Academics BU	29.8%	100	0	100	0
301729	Instructor	Anchorage	FT		United Academics BU	29.8%	52,265	15,575	67,840	34,106
301730	Student Svcs Professional 2	Anchorage	FT		PERS - Classified	48.7%	50,468	24,578	75,046	37,729
301731	Term Instructor	Anchorage	FT		United Academics BU	29.8%	65,138	19,411	84,549	0
301732	Communications Specialist 1	Anchorage	FT		PERS - Classified	48.7%	18,164	8,846	27,010	13,579
301733	Associate Professor	Anchorage	FT		United Academics BU	29.8%	75,935	22,629	98,564	49,552
301734	Development 4	Anchorage	FT		APT - Exempt Employees	40.7%	77,374	31,491	108,865	54,731
301735	Term Instructor	Anchorage	FT		United Academics BU	29.8%	41,276	12,300	53,576	26,935
301736	Admin Specialist 3	Anchorage	FT		APT - Exempt Employees	40.7%	26,331	10,717	37,048	3,539
301738	Admin Specialist 1	Anchorage	FT		PERS - Classified	48.7%	56,290	27,413	83,703	42,081
301740	Admin Specialist 3	Anchorage	FT		APT - Exempt Employees	40.7%	54,660	22,247	76,907	38,664
301741	Assistant Professor	Anchorage	FT		United Academics BU	29.8%	63,840	19,024	82,864	41,659
301743	Assistant Professor	Anchorage	FT		United Academics BU	29.8%	61,138	18,219	79,357	39,896
301744	Development 4	Anchorage	FT		APT - Exempt Employees	40.7%	96,343	39,212	135,555	68,149
301746	Administrative Management 4	Anchorage	FT		APT - Exempt Employees	40.7%	126,065	51,308	177,373	89,173
301748	Fiscal Manager 4	Anchorage	FT		APT - Exempt Employees	40.7%	127,314	51,817	179,131	90,056

Personal Services Expenditure Detail
University of Alaska

Component: Anchorage Campus (753)
RDU: University of Alaska Anchorage (235)

Notes:

1. If a position is split, an asterisk (*) will appear in the Split/Count column. If the split position is also counted in the component, two asterisks (**) will appear in the column.
2. "Pool" PCN refers to UA temporary positions, such as adjunct faculty; student employees; and other non-permanent staff. Multiple incumbents share the same labor pool position number and pooled budget.

PCN	Job Class Title	Location	Time Status	Split/ Count	Employee Class	Benefit Rate	Annual Budgeted Salary	Annual Benefits	Total Costs	UGF Estimate
301749	Administrative Professional 4	Anchorage	FT		APT - Exempt Employees	40.7%	100	0	100	0
301750	Director (Academic-Faculty)	Anchorage	FT		Non-Represented Faculty	26.2%	90,976	23,836	114,812	16,739
301751	IS Consultant 2A	Anchorage	FT		PERS - Classified	48.7%	49,960	24,331	74,291	37,349
301752	Instructor	Anchorage	FT		United Academics BU	29.8%	60,354	17,985	78,339	39,384
301753	Admin Specialist 4	Anchorage	FT		APT - Exempt Employees	40.7%	78,201	31,828	110,029	39,827
301754	Instructor	Anchorage	FT		United Academics BU	29.8%	57,570	17,156	74,726	37,568
301755	Student Svcs Manager 2	Anchorage	FT		APT - Exempt Employees	40.7%	100	0	100	0
301756	Assistant Professor	Anchorage	FT		United Academics BU	29.8%	100	0	100	0
301757	Proc/ Cont Svcs Professional 2	Anchorage	FT		APT - Exempt Employees	40.7%	73,650	29,976	103,626	52,097
301758	Professor	Anchorage	FT		United Academics BU	29.8%	79,503	23,692	103,195	51,880
301759	Administrative Management 3	Anchorage	FT		APT - Exempt Employees	40.7%	96,343	39,212	135,555	68,149
301760	Professor	Anchorage	FT		United Academics BU	29.8%	84,482	25,176	109,658	55,129
301761	Training & Development 2	Anchorage	FT		PERS - Classified	48.7%	37,157	18,095	55,252	27,778
301762	IS Consultant 2A	Anchorage	FT		PERS - Classified	48.7%	54,660	26,619	81,279	40,862
301763	Instructional Designer 3	Anchorage	FT		APT - Exempt Employees	40.7%	65,350	26,597	91,947	46,226
301764	IS Consultant 2A	Anchorage	FT		PERS - Classified	48.7%	50,469	24,578	75,047	37,729
301766	Instructor	Anchorage	FT		United Academics BU	29.8%	52,926	15,772	68,698	34,537
301768	Instructor	Anchorage	FT		United Academics BU	29.8%	43,824	13,060	56,884	28,598
301770	Term Asst Professor	Anchorage	FT		United Academics BU	29.8%	100	0	100	0
301772	Instructor	Anchorage	FT		United Academics BU	29.8%	100	0	100	0
301774	Instructor	Anchorage	FT		United Academics BU	29.8%	58,022	17,291	75,313	37,863
301776	Assistant Professor	Anchorage	FT		United Academics BU	29.8%	90,899	27,088	117,987	59,317
301778	Admin Specialist 1	Anchorage	FT		PERS - Classified	48.7%	45,705	22,258	67,963	34,168
302005	Admin Generalist 3	Anchorage	FT		PERS - Classified	48.7%	36,327	17,691	54,018	27,157
302030	Student Svcs Professional 1	Anchorage	FT		PERS - Classified	48.7%	45,705	22,258	67,963	34,168
302125	Professor	Anchorage	FT		United Academics BU	29.8%	101,000	30,098	131,098	65,908
302140	Professor	Anchorage	FT		United Academics BU	29.8%	144,975	43,203	188,178	94,605
302165	Admin Specialist 3	Anchorage	FT		APT - Exempt Employees	40.7%	61,562	25,056	86,618	0
302190	Director (Admin)	Anchorage	FT		Sr. Administrator	26.2%	157,754	41,332	199,086	100,088
303002	Fiscal Technician 2	Anchorage	PT		PERS - Classified	48.7%	27,330	13,310	40,640	20,431

Personal Services Expenditure Detail
University of Alaska

Component: Anchorage Campus (753)
RDU: University of Alaska Anchorage (235)

Notes:

1. If a position is split, an asterisk (*) will appear in the Split/Count column. If the split position is also counted in the component, two asterisks (**) will appear in the column.
2. "Pool" PCN refers to UA temporary positions, such as adjunct faculty; student employees; and other non-permanent staff. Multiple incumbents share the same labor pool position number and pooled budget.

PCN	Job Class Title	Location	Time Status	Split/ Count	Employee Class	Benefit Rate	Annual Budgeted Salary	Annual Benefits	Total Costs	UGF Estimate
303006	Communications Specialist 4	Anchorage	FT		APT - Exempt Employees	40.7%	92,595	37,686	130,281	65,498
303015	Assistant Professor	Anchorage	FT		United Academics BU	29.8%	62,977	18,767	81,744	41,096
303020	Student Svcs Professional 2	Anchorage	FT		PERS - Classified	48.7%	37,184	18,109	55,293	27,798
303025	Associate Dean/Faculty	Anchorage	FT		Non-Represented Faculty	26.2%	189,953	49,768	239,721	120,517
303045	Research Professional 1	Anchorage	FT		PERS - Classified	48.7%	49,961	24,331	74,292	3,735
303052	Assistant Professor	Anchorage	FT		United Academics BU	29.8%	64,135	19,112	83,247	41,852
303075	Research Professional 5	Anchorage	FT		APT - Exempt Employees	40.7%	100,239	40,797	141,036	17,726
303080	Term Asst Professor	Anchorage	FT		United Academics BU	29.8%	50,120	14,936	65,056	3,271
303085	Term Asst Professor	Anchorage	FT		United Academics BU	29.8%	74,053	22,068	96,121	12,081
303091	Communications Specialist 5	Anchorage	FT		APT - Exempt Employees	40.7%	40,994	16,685	57,679	28,997
303095	Research Professional 5	Anchorage	FT		APT - Exempt Employees	40.7%	59,149	24,074	83,223	2,092
303101	IS Professional 3A	Anchorage	FT		APT - Exempt Employees	40.7%	72,929	29,682	102,611	51,587
303105	Research Professional 5	Anchorage	FT		APT - Exempt Employees	40.7%	101,276	41,219	142,495	17,910
303110	Fiscal Technician 3	Anchorage	FT		PERS - Classified	48.7%	46,150	22,475	68,625	34,501
303125	Communications Specialist 5	Anchorage	FT		APT - Exempt Employees	40.7%	46,298	18,843	65,141	32,749
303130	Associate Professor	Anchorage	FT		United Academics BU	29.8%	100	0	100	0
303135	Admin Specialist 2	Anchorage	FT		PERS - Classified	48.7%	49,960	24,331	74,291	37,349
303145	Professor	Anchorage	FT		United Academics BU	29.8%	117,996	35,163	153,159	76,999
303165	Physical Health Provider 4	Anchorage	FT		APT - Exempt Employees	40.7%	81,647	33,230	114,877	0
303192	Fiscal Professional 1	Anchorage	FT		PERS - Classified	48.7%	66,642	32,455	99,097	49,820
303193	Director (Academic-Faculty)	Anchorage	FT		Non-Represented Faculty	26.2%	183,199	47,998	231,197	104,609
303210	Director (Academic-Faculty)	Anchorage	FT		Non-Represented Faculty	26.2%	139,455	36,537	175,992	60,165
303212	IS Manager 4	Anchorage	FT		APT - Exempt Employees	40.7%	153,818	62,604	216,422	108,804
303213	Admin Specialist 2	Anchorage	FT		PERS - Classified	48.7%	66,006	32,145	98,151	49,344
303215	Assistant Professor	Anchorage	FT		United Academics BU	29.8%	70,447	20,993	91,440	22,985
303222	Communications Specialist 2	Anchorage	FT		PERS - Classified	48.7%	59,762	29,104	88,866	44,677
303227	Associate Professor	Anchorage	PT		United Academics BU	29.8%	60,255	17,956	78,211	39,320
303228	Administrative Management 1	Anchorage	FT		APT - Exempt Employees	40.7%	85,525	34,809	120,334	60,497
303229	Research Associate	Anchorage	FT		APT - Exempt Employees	40.7%	100	0	100	0
303230	Director (Academic-Faculty)	Anchorage	FT		Non-Represented Faculty	26.2%	119,534	31,318	150,852	75,839

Personal Services Expenditure Detail
University of Alaska

Component: Anchorage Campus (753)
RDU: University of Alaska Anchorage (235)

Notes:

1. If a position is split, an asterisk (*) will appear in the Split/Count column. If the split position is also counted in the component, two asterisks (**) will appear in the column.
2. "Pool" PCN refers to UA temporary positions, such as adjunct faculty; student employees; and other non-permanent staff. Multiple incumbents share the same labor pool position number and pooled budget.

PCN	Job Class Title	Location	Time Status	Split/ Count	Employee Class	Benefit Rate	Annual Budgeted Salary	Annual Benefits	Total Costs	UGF Estimate
303231	Research Assistant	Anchorage	FT		APT - Exempt Employees	40.7%	100	0	100	0
303232	Term Asst Professor	Anchorage	FT		United Academics BU	29.8%	70,700	21,069	91,769	46,136
303233	IS Professional 5A	Anchorage	FT		APT - Exempt Employees	40.7%	66,642	27,123	93,765	47,140
303234	Campus Services Generalist 3	Anchorage	FT		PERS - Classified	48.7%	13,385	6,518	19,903	10,006
303235	Administrative Management 1	Anchorage	FT		APT - Exempt Employees	40.7%	34,210	13,923	48,133	24,199
303240	Admin Generalist 4	Anchorage	FT		PERS - Classified	48.7%	100	0	100	0
303241	Admin Specialist 3	Anchorage	FT		APT - Exempt Employees	40.7%	65,351	26,598	91,949	46,226
303242	Admin Specialist 4	Anchorage	FT		APT - Exempt Employees	40.7%	87,218	35,498	122,716	61,694
303243	Instructional Designer 3	Anchorage	FT		APT - Exempt Employees	40.7%	13,431	5,466	18,897	9,501
303244	Admin Generalist 2	Anchorage	FT		PERS - Classified	48.7%	100	0	100	0
303245	Student Svcs Professional 2	Anchorage	FT		PERS - Classified	48.7%	100	0	100	0
303247	Admin Generalist 2	Anchorage	FT		PERS - Classified	48.7%	41,365	20,145	61,510	30,923
304005	Research Professional 1	Anchorage	FT		PERS - Classified	48.7%	49,960	24,331	74,291	37,349
304015	Assistant Professor	Anchorage	FT		United Academics BU	29.8%	67,293	20,053	87,346	43,913
304030	Research Professional 3	Anchorage	FT		APT - Exempt Employees	40.7%	19,585	7,971	27,556	13,854
304036	Professor	Anchorage	PT		United Academics BU	29.8%	66,340	19,769	86,109	43,291
304045	Director (Academic-Faculty)	Anchorage	FT		Non-Represented Faculty	26.2%	186,088	48,755	234,843	118,065
304056	Research Professional 5	Anchorage	FT		APT - Exempt Employees	40.7%	29,809	12,132	41,941	21,086
304065	Assistant Professor	Anchorage	FT		United Academics BU	29.8%	75,882	22,613	98,495	49,517
304072	Associate Professor	Anchorage	FT		United Academics BU	29.8%	75,529	22,508	98,037	49,287
304073	Associate Professor	Anchorage	FT		Non-Represented Faculty	26.2%	154,703	40,532	195,235	98,153
304075	Admin Generalist 3	Anchorage	FT		PERS - Classified	48.7%	40,539	19,742	60,281	30,306
304105	Student Svcs Professional 2	Anchorage	FT		PERS - Classified	48.7%	54,660	26,619	81,279	40,862
304110	Admin Generalist 3	Anchorage	FT		PERS - Classified	48.7%	44,330	21,589	65,919	2,486
304120	Admin Specialist 4	Anchorage	FT		APT - Exempt Employees	40.7%	100	0	100	0
304125	Environmental Health/Safety 3	Anchorage	FT		APT - Exempt Employees	40.7%	72,167	29,372	101,539	51,048
304130	Fiscal Technician 4	Anchorage	FT		PERS - Classified	48.7%	85,525	41,651	127,176	63,936
304135	Athletics Facs, Ops & Pgms 1	Anchorage	FT		PERS - Classified	48.7%	37,136	18,085	55,221	27,762
304151	Fiscal Technician 4	Anchorage	FT		PERS - Classified	48.7%	100	0	100	0
304155	Student Svcs Manager 1	Anchorage	FT		APT - Exempt Employees	40.7%	100	0	100	0

Personal Services Expenditure Detail
University of Alaska

Component: Anchorage Campus (753)
RDU: University of Alaska Anchorage (235)

Notes:

1. If a position is split, an asterisk (*) will appear in the Split/Count column. If the split position is also counted in the component, two asterisks (**) will appear in the column.
2. "Pool" PCN refers to UA temporary positions, such as adjunct faculty; student employees; and other non-permanent staff. Multiple incumbents share the same labor pool position number and pooled budget.

PCN	Job Class Title	Location	Time Status	Split/ Count	Employee Class	Benefit Rate	Annual Budgeted Salary	Annual Benefits	Total Costs	UGF Estimate
304160	Fiscal Professional 3	Anchorage	FT		APT - Exempt Employees	40.7%	76,613	31,181	107,794	54,193
304165	Fiscal Professional 2	Anchorage	FT		APT - Exempt Employees	40.7%	58,597	23,849	82,446	41,449
304170	Training & Development 4	Anchorage	FT		APT - Exempt Employees	40.7%	56,882	23,151	80,033	40,236
304171	Admin Generalist 4	Anchorage	FT		PERS - Classified	48.7%	45,705	22,258	67,963	34,168
304172	Admin Generalist 3	Anchorage	FT		PERS - Classified	48.7%	10,422	5,076	15,498	7,791
304173	Coordinator (Nonexempt)	Anchorage	FT		PERS - Classified	48.7%	45,705	22,258	67,963	34,168
304752	Assistant Professor	Anchorage	FT		United Academics BU	29.8%	74,175	22,104	96,279	48,403
304753	Admin Generalist 3	Anchorage	FT		PERS - Classified	48.7%	100	0	100	0
305010	Professor	Anchorage	FT		United Academics BU	29.8%	122,611	36,538	159,149	80,011
305015	Library Technician 1	Anchorage	FT		PERS - Classified	48.7%	31,924	15,547	47,471	23,866
305025	Professor	Anchorage	FT		United Academics BU	29.8%	106,938	31,868	138,806	69,783
305035	Library Technician 4	Anchorage	FT		PERS - Classified	48.7%	100	0	100	0
305040	Associate Professor	Anchorage	FT		United Academics BU	29.8%	93,999	28,012	122,011	61,340
305075	Assistant Professor	Anchorage	FT		United Academics BU	29.8%	82,765	24,664	107,429	54,009
305085	Associate Professor	Anchorage	FT		United Academics BU	29.8%	85,009	25,333	110,342	55,473
305090	Library Technician 2	Anchorage	FT		PERS - Classified	48.7%	48,034	23,393	71,427	35,909
305100	Library Technician 3	Anchorage	FT		PERS - Classified	48.7%	40,942	19,939	60,881	30,607
305125	Library Technician 2	Anchorage	FT		PERS - Classified	48.7%	100	0	100	0
305140	Professor	Anchorage	PT		United Academics BU	29.8%	80,587	24,015	104,602	52,588
305160	Library Technician 1	Anchorage	FT		PERS - Classified	48.7%	31,924	15,547	47,471	23,866
305165	Dean (Academic)	Anchorage	FT		Sr. Administrator	26.2%	100	0	100	0
305175	Student Svcs Professional 2	Anchorage	FT		PERS - Classified	48.7%	53,581	26,094	79,675	40,056
305180	Admin Specialist 4	Anchorage	FT		APT - Exempt Employees	40.7%	69,374	28,235	97,609	49,072
305185	Dean (Academic)	Anchorage	FT		Sr. Administrator	26.2%	201,518	52,798	254,316	127,855
305210	Administrative Management 4	Anchorage	FT		APT - Exempt Employees	40.7%	103,703	42,207	145,910	73,355
305215	Fiscal Professional 3	Anchorage	FT		APT - Exempt Employees	40.7%	74,348	30,260	104,608	52,591
305220	IS Manager 4	Anchorage	FT		APT - Exempt Employees	40.7%	122,337	49,791	172,128	86,536
305225	Associate Dean/Faculty	Anchorage	FT		Non-Represented Faculty	26.2%	166,589	43,646	210,235	105,694
305235	Director (Academic-Faculty)	Anchorage	FT		Non-Represented Faculty	26.2%	142,488	37,332	179,820	90,403
305240	Fiscal Manager 2	Anchorage	FT		APT - Exempt Employees	40.7%	99,264	40,400	139,664	70,215

Personal Services Expenditure Detail
University of Alaska

Component: Anchorage Campus (753)
RDU: University of Alaska Anchorage (235)

Notes:

1. If a position is split, an asterisk (*) will appear in the Split/Count column. If the split position is also counted in the component, two asterisks (**) will appear in the column.
2. "Pool" PCN refers to UA temporary positions, such as adjunct faculty; student employees; and other non-permanent staff. Multiple incumbents share the same labor pool position number and pooled budget.

PCN	Job Class Title	Location	Time Status	Split/ Count	Employee Class	Benefit Rate	Annual Budgeted Salary	Annual Benefits	Total Costs	UGF Estimate
305250	Director (Academic-Faculty)	Anchorage	FT		Non-Represented Faculty	26.2%	100	0	100	0
305254	Administrative Management 4	Anchorage	FT		APT - Exempt Employees	40.7%	129,855	52,851	182,706	91,854
305258	Dean (Academic)	Anchorage	FT		Sr. Administrator	26.2%	208,643	54,664	263,307	132,375
305259	Associate Professor	Anchorage	FT		United Academics BU	29.8%	111,743	33,299	145,042	72,919
305266	Admin Specialist 4	Anchorage	FT		APT - Exempt Employees	40.7%	66,007	26,865	92,872	46,690
305268	Fiscal Technician 4	Anchorage	FT		PERS - Classified	48.7%	54,660	26,619	81,279	40,862
305269	Admin Specialist 4	Anchorage	FT		APT - Exempt Employees	40.7%	88,996	36,221	125,217	62,952
305271	Communications Specialist 3	Anchorage	FT		PERS - Classified	48.7%	100	0	100	0
305272	Broadcast/Media Professional 3	Anchorage	FT		APT - Exempt Employees	40.7%	60,969	24,814	85,783	43,127
305273	Admin Generalist 4	Anchorage	FT		PERS - Classified	48.7%	54,660	26,619	81,279	40,862
305276	Provost	Anchorage	FT		Officer	26.2%	209,660	54,931	264,591	133,021
305278	Admin Specialist 4	Anchorage	FT		APT - Exempt Employees	40.7%	81,334	33,103	114,437	57,532
305279	Admin Generalist 4	Anchorage	FT		PERS - Classified	48.7%	60,968	29,691	90,659	45,578
305281	Associate Professor	Anchorage	FT		United Academics BU	29.8%	89,972	26,812	116,784	58,712
305283	Student Svcs Professional 3	Anchorage	FT		APT - Exempt Employees	40.7%	45,898	18,680	64,578	32,466
305286	IS Consultant 4A	Anchorage	FT		APT - Exempt Employees	40.7%	72,930	29,683	102,613	51,587
305287	Admin Specialist 1	Anchorage	FT		PERS - Classified	48.7%	46,594	22,691	69,285	34,833
305288	Assistant Professor	Anchorage	FT		United Academics BU	29.8%	46,482	13,852	60,334	30,332
305289	IS Consultant 3A	Anchorage	FT		APT - Exempt Employees	40.7%	58,598	23,849	82,447	41,450
305291	Associate Dean/Faculty	Anchorage	FT		Non-Represented Faculty	26.2%	111,954	29,332	141,286	71,030
305292	Admin Specialist 3	Anchorage	FT		APT - Exempt Employees	40.7%	66,642	27,123	93,765	47,140
305294	Student Svcs Professional 2	Anchorage	FT		PERS - Classified	48.7%	100	0	100	0
305296	IS Consultant 2A	Anchorage	FT		PERS - Classified	48.7%	49,960	24,331	74,291	37,349
305297	IS Professional 3A	Anchorage	FT		APT - Exempt Employees	40.7%	60,968	24,814	85,782	43,126
305298	IS Consultant 5A	Anchorage	FT		APT - Exempt Employees	40.7%	76,612	31,181	107,793	54,192
305307	Administrative Professional 3	Anchorage	FT		APT - Exempt Employees	40.7%	82,903	33,742	116,645	58,642
305309	Administrative Management 1	Anchorage	FT		APT - Exempt Employees	40.7%	59,762	24,323	84,085	42,273
305310	IS Manager 4	Anchorage	FT		APT - Exempt Employees	40.7%	123,566	50,291	173,857	87,405
305311	IS Professional 5A	Anchorage	FT		APT - Exempt Employees	40.7%	94,438	38,436	132,874	66,801
305316	Professor	Anchorage	FT		United Academics BU	29.8%	100	0	100	0

Personal Services Expenditure Detail
University of Alaska

Component: Anchorage Campus (753)
RDU: University of Alaska Anchorage (235)

Notes:

1. If a position is split, an asterisk (*) will appear in the Split/Count column. If the split position is also counted in the component, two asterisks (**) will appear in the column.
2. "Pool" PCN refers to UA temporary positions, such as adjunct faculty; student employees; and other non-permanent staff. Multiple incumbents share the same labor pool position number and pooled budget.

PCN	Job Class Title	Location	Time Status	Split/ Count	Employee Class	Benefit Rate	Annual Budgeted Salary	Annual Benefits	Total Costs	UGF Estimate
305318	Library Technician 3	Anchorage	FT		PERS - Classified	48.7%	40,942	19,939	60,881	30,607
305319	Comm Specialist 3 (E)	Anchorage	FT		APT - Exempt Employees	40.7%	49,960	20,334	70,294	35,340
305320	IS Professional 3A	Anchorage	FT		APT - Exempt Employees	40.7%	101,276	41,219	142,495	71,638
305322	Dean (Academic)	Anchorage	FT		Sr. Administrator	26.2%	142,226	37,263	179,489	90,237
305324	Assistant Professor	Anchorage	FT		United Academics BU	29.8%	68,680	20,467	89,147	40,336
305331	Library Technician 1	Anchorage	FT		PERS - Classified	48.7%	32,262	15,712	47,974	24,118
305332	Library Technician 4	Anchorage	FT		PERS - Classified	48.7%	72,168	35,146	107,314	0
305334	Administrative Professional 4	Anchorage	FT		APT - Exempt Employees	40.7%	80,529	32,775	113,304	56,963
305505	Admin Specialist 2	Anchorage	FT		PERS - Classified	48.7%	49,960	24,331	74,291	37,349
305530	IS Net Technician 7	Anchorage	FT		PERS - Classified	48.7%	100	0	100	0
305545	Assistant Professor	Anchorage	FT		United Academics BU	29.8%	61,536	18,338	79,874	40,156
305575	Admin Generalist 3	Anchorage	FT		PERS - Classified	48.7%	24,950	12,151	37,101	18,652
305615	Admin Generalist 3	Anchorage	FT		PERS - Classified	48.7%	100	0	100	0
305655	Admin Generalist 3	Anchorage	FT		PERS - Classified	48.7%	100	0	100	0
305690	IS Professional 5A	Anchorage	FT		APT - Exempt Employees	40.7%	98,312	40,013	138,325	69,542
305700	IS Net Technician 7	Anchorage	FT		PERS - Classified	48.7%	54,659	26,619	81,278	40,862
305709	Student Svcs Professional 2	Anchorage	FT		PERS - Classified	48.7%	49,960	24,331	74,291	37,349
305710	Associate Professor	Anchorage	FT		United Academics BU	29.8%	85,009	25,333	110,342	55,473
305712	Library Technician 4	Anchorage	FT		PERS - Classified	48.7%	52,542	25,588	78,130	39,279
305713	Assistant Professor	Anchorage	FT		United Academics BU	29.8%	77,351	23,051	100,402	50,476
305715	Professor	Anchorage	FT		United Academics BU	29.8%	126,533	37,707	164,240	82,570
305716	Admin Generalist 3	Anchorage	FT		PERS - Classified	48.7%	48,521	23,630	72,151	36,273
305717	IS Consultant 3A	Anchorage	FT		APT - Exempt Employees	40.7%	55,190	22,462	77,652	39,039
305718	Dean (Academic)	Anchorage	FT		Sr. Administrator	26.2%	157,754	41,332	199,086	100,088
305720	Administrative Professional 2	Anchorage	FT		APT - Exempt Employees	40.7%	59,762	24,323	84,085	42,273
305721	Fiscal Manager 3	Anchorage	FT		APT - Exempt Employees	40.7%	104,324	42,460	146,784	73,794
305723	Professor	Anchorage	FT		United Academics BU	29.8%	100	0	100	0
305724	Associate Dean/Faculty	Anchorage	FT		Non-Represented Faculty	26.2%	100	0	100	0
305725	Admin Generalist 3	Anchorage	FT		PERS - Classified	48.7%	40,540	19,743	60,283	30,307
305726	Associate Professor	Anchorage	FT		United Academics BU	29.8%	104,745	31,214	135,959	68,352

Personal Services Expenditure Detail
University of Alaska

Component: Anchorage Campus (753)
RDU: University of Alaska Anchorage (235)

Notes:

1. If a position is split, an asterisk (*) will appear in the Split/Count column. If the split position is also counted in the component, two asterisks (**) will appear in the column.
2. "Pool" PCN refers to UA temporary positions, such as adjunct faculty; student employees; and other non-permanent staff. Multiple incumbents share the same labor pool position number and pooled budget.

PCN	Job Class Title	Location	Time Status	Split/ Count	Employee Class	Benefit Rate	Annual Budgeted Salary	Annual Benefits	Total Costs	UGF Estimate
305728	Director (Academic-Faculty)	Anchorage	FT		Non-Represented Faculty	26.2%	131,200	34,374	165,574	83,241
305729	Assistant Professor	Anchorage	FT		United Academics BU	29.8%	77,351	23,051	100,402	50,476
305730	Admin Specialist 3	Anchorage	FT		APT - Exempt Employees	40.7%	62,175	25,305	87,480	43,980
305731	Fiscal Manager 3	Anchorage	FT		APT - Exempt Employees	40.7%	82,985	33,775	116,760	58,700
305732	Professor	Anchorage	FT		Non-Represented Faculty	26.2%	159,343	41,748	201,091	101,097
305734	Research Technician 4	Anchorage	FT		PERS - Classified	48.7%	59,147	28,805	87,952	44,217
305735	Professor	Anchorage	FT		United Academics BU	29.8%	113,310	33,766	147,076	73,941
305736	Associate Professor	Anchorage	FT		United Academics BU	29.8%	85,009	25,333	110,342	55,473
305737	Assistant Professor	Anchorage	FT		United Academics BU	29.8%	79,985	23,836	103,821	52,195
305738	Fiscal Manager 1	Anchorage	FT		APT - Exempt Employees	40.7%	82,985	33,775	116,760	58,700
305741	Professor	Anchorage	FT		United Academics BU	29.8%	130,577	38,912	169,489	68,167
305743	Professor	Anchorage	FT		Non-Represented Faculty	26.2%	199,183	52,186	251,369	126,373
305744	Admin Generalist 4	Anchorage	FT		PERS - Classified	48.7%	45,705	22,258	67,963	34,168
305745	IS Net Technician 7	Anchorage	FT		PERS - Classified	48.7%	75,068	36,558	111,626	56,119
305746	Instructional Designer 3	Anchorage	FT		APT - Exempt Employees	40.7%	78,200	31,827	110,027	55,315
305747	IS Professional 3A	Anchorage	FT		APT - Exempt Employees	40.7%	60,376	24,573	84,949	42,707
305752	Fiscal Professional 2	Anchorage	FT		APT - Exempt Employees	40.7%	63,402	25,805	89,207	44,848
305753	Student Svcs Professional 2	Anchorage	FT		PERS - Classified	48.7%	51,971	25,310	77,281	38,852
305760	Professor	Anchorage	PT		United Academics BU	29.8%	74,235	22,122	96,357	48,443
305762	Director (Academic-Faculty)	Anchorage	FT		Non-Represented Faculty	26.2%	97,768	25,615	123,383	62,030
305763	Admin Specialist 3	Anchorage	FT		APT - Exempt Employees	40.7%	87,219	35,498	122,717	61,695
305764	Director (Academic-Faculty)	Anchorage	FT		Non-Represented Faculty	26.2%	137,055	35,908	172,963	86,956
305770	Library Professional 4	Anchorage	FT		APT - Exempt Employees	40.7%	69,867	28,436	98,303	49,421
305772	Term Asst Professor	Anchorage	FT		United Academics BU	29.8%	77,351	23,051	100,402	50,476
305773	Library Technician 1	Anchorage	FT		PERS - Classified	48.7%	31,924	15,547	47,471	23,866
305774	Library Technician 1	Anchorage	FT		PERS - Classified	48.7%	31,924	15,547	47,471	23,866
306040	Admin Generalist 2	Anchorage	FT		PERS - Classified	48.7%	32,278	15,719	47,997	24,130
306080	Student Svcs Manager 3	Anchorage	FT		APT - Exempt Employees	40.7%	82,139	33,431	115,570	58,102
306085	Student Svcs Professional 2	Anchorage	FT		PERS - Classified	48.7%	49,960	24,331	74,291	37,349
306100	Student Svcs Technician 3	Anchorage	PT		PERS - Classified	48.7%	23,297	11,346	34,643	17,416

Personal Services Expenditure Detail
University of Alaska

Component: Anchorage Campus (753)
RDU: University of Alaska Anchorage (235)

Notes:

1. If a position is split, an asterisk (*) will appear in the Split/Count column. If the split position is also counted in the component, two asterisks (**) will appear in the column.
2. "Pool" PCN refers to UA temporary positions, such as adjunct faculty; student employees; and other non-permanent staff. Multiple incumbents share the same labor pool position number and pooled budget.

PCN	Job Class Title	Location	Time Status	Split/ Count	Employee Class	Benefit Rate	Annual Budgeted Salary	Annual Benefits	Total Costs	UGF Estimate
306102	Student Svcs Technician 3	Anchorage	FT		PERS - Classified	48.7%	50,469	24,578	75,047	37,729
306103	Admin Specialist 2	Anchorage	FT		PERS - Classified	48.7%	54,660	26,619	81,279	40,862
306104	Associate Vice Chancellor	Anchorage	FT		Sr. Administrator	26.2%	100	0	100	0
306105	IS Net Technician 5	Anchorage	FT		PERS - Classified	48.7%	31,663	15,420	47,083	23,670
306106	Admin Specialist 1	Anchorage	FT		PERS - Classified	48.7%	46,149	22,475	68,624	34,500
306110	Student Svcs Professional 3	Anchorage	FT		APT - Exempt Employees	40.7%	84,637	34,447	119,084	59,869
306125	Student Svcs Technician 3	Anchorage	FT		PERS - Classified	48.7%	51,972	25,310	77,282	38,853
306130	Fiscal Manager 2	Anchorage	FT		APT - Exempt Employees	40.7%	75,067	30,552	105,619	53,099
306145	Student Svcs Technician 3	Anchorage	FT		PERS - Classified	48.7%	46,594	22,691	69,285	34,833
306165	Athletics Facs Ops & Pgms 1	Anchorage	FT		PERS - Classified	48.7%	40,942	19,939	60,881	30,607
306170	Athletics Facs, Ops & Pgms 5	Anchorage	FT		APT - Exempt Employees	40.7%	70,050	28,510	98,560	49,550
306175	Athletics Facs Ops & Pgms 1	Anchorage	FT		PERS - Classified	48.7%	45,706	22,259	67,965	34,169
306180	Admin Specialist 3	Anchorage	FT		APT - Exempt Employees	40.7%	67,299	27,391	94,690	47,604
306181	Athletics Coach 2	Anchorage	FT		APT - Exempt Employees	40.7%	76,612	31,181	107,793	54,192
306182	Athletics Coach 2	Anchorage	FT		APT - Exempt Employees	40.7%	66,642	27,123	93,765	47,140
306183	Athletics Training 2	Anchorage	FT		APT - Exempt Employees	40.7%	37,185	15,134	52,319	26,303
306184	Athletics Coach 2	Anchorage	FT		APT - Exempt Employees	40.7%	50,070	20,378	70,448	35,417
306185	Athletics Coach 2	Anchorage	FT		APT - Exempt Employees	40.7%	60,376	24,573	84,949	42,707
306186	Athletics Coach 2	Anchorage	FT		APT - Exempt Employees	40.7%	41,076	16,718	57,794	29,055
306188	Athletics Coach 2	Anchorage	FT		APT - Exempt Employees	40.7%	59,148	24,073	83,221	41,839
306189	Communications Specialist 4	Anchorage	FT		APT - Exempt Employees	40.7%	54,660	22,247	76,907	38,664
306190	Athletics Coach 2	Anchorage	FT		APT - Exempt Employees	40.7%	61,560	25,055	86,615	43,545
306191	Assistant Coach	Anchorage	FT		APT - Exempt Employees	40.7%	45,898	18,680	64,578	32,466
306192	Communications Specialist 2	Anchorage	FT		PERS - Classified	48.7%	57,412	27,960	85,372	42,920
306210	Administrative Management 3	Anchorage	FT		APT - Exempt Employees	40.7%	98,311	40,013	138,324	69,541
306225	Administrative Management 3	Anchorage	FT		APT - Exempt Employees	40.7%	103,308	42,046	145,354	73,076
306240	Athletics Facs, Ops & Pgms 3	Anchorage	FT		APT - Exempt Employees	40.7%	62,810	25,564	88,374	44,429
306245	Athletics Coach 3	Anchorage	FT		APT - Exempt Employees	40.7%	77,375	31,492	108,867	54,732
306250	Communications Specialist 4	Anchorage	FT		APT - Exempt Employees	40.7%	66,007	26,865	92,872	46,690
306270	Fiscal Technician 2	Anchorage	FT		PERS - Classified	48.7%	53,008	25,815	78,823	39,627

Personal Services Expenditure Detail
University of Alaska

Component: Anchorage Campus (753)
RDU: University of Alaska Anchorage (235)

Notes:

1. If a position is split, an asterisk (*) will appear in the Split/Count column. If the split position is also counted in the component, two asterisks (**) will appear in the column.
2. "Pool" PCN refers to UA temporary positions, such as adjunct faculty; student employees; and other non-permanent staff. Multiple incumbents share the same labor pool position number and pooled budget.

PCN	Job Class Title	Location	Time Status	Split/ Count	Employee Class	Benefit Rate	Annual Budgeted Salary	Annual Benefits	Total Costs	UGF Estimate
306275	Athletics Coach 3	Anchorage	FT		APT - Exempt Employees	40.7%	110,738	45,070	155,808	78,331
306280	Admin Generalist 4	Anchorage	FT		PERS - Classified	48.7%	40,540	19,743	60,283	30,307
306285	Student Svcs Manager 2	Anchorage	FT		APT - Exempt Employees	40.7%	65,350	26,597	91,947	46,226
306290	Athletics Coach 3	Anchorage	FT		APT - Exempt Employees	40.7%	89,865	36,575	126,440	63,567
306295	Athletics Coach 3	Anchorage	FT		APT - Exempt Employees	40.7%	109,703	44,649	154,352	77,599
306308	Athletics Facs Ops & Pgms 2	Anchorage	FT		APT - Exempt Employees	40.7%	53,239	21,668	74,907	37,659
306310	Student Svcs Manager 3	Anchorage	FT		APT - Exempt Employees	40.7%	85,525	34,809	120,334	60,497
306312	Admin Specialist 1	Anchorage	FT		PERS - Classified	48.7%	28,529	13,894	42,423	21,328
306313	Student Svcs Manager 1	Anchorage	FT		APT - Exempt Employees	40.7%	54,660	22,247	76,907	38,664
306316	Student Svcs Technician 3	Anchorage	FT		PERS - Classified	48.7%	47,060	22,918	69,978	35,181
306318	Student Svcs Professional 2	Anchorage	FT		PERS - Classified	48.7%	53,581	26,094	79,675	40,056
306320	Student Svcs Professional 3	Anchorage	FT		APT - Exempt Employees	40.7%	54,660	22,247	76,907	38,664
306321	Student Svcs Professional 2	Anchorage	FT		PERS - Classified	48.7%	49,960	24,331	74,291	37,349
306329	Student Svcs Manager 1	Anchorage	FT		APT - Exempt Employees	40.7%	56,883	23,151	80,034	40,237
306330	Student Svcs Professional 2	Anchorage	FT		PERS - Classified	48.7%	50,469	24,578	75,047	37,729
306331	Communications Specialist 3	Anchorage	FT		PERS - Classified	48.7%	50,976	24,825	75,801	38,108
306333	Student Svcs Manager 2	Anchorage	FT		APT - Exempt Employees	40.7%	67,298	27,390	94,688	47,604
306335	Student Svcs Manager 3	Anchorage	FT		APT - Exempt Employees	40.7%	93,484	38,048	131,532	66,126
306338	Student Svcs Manager 2	Anchorage	FT		APT - Exempt Employees	40.7%	64,694	26,330	91,024	45,762
306340	Fiscal Manager 1	Anchorage	FT		APT - Exempt Employees	40.7%	59,762	24,323	84,085	42,273
306343	Administrative Professional 1	Anchorage	FT		APT - Exempt Employees	40.7%	42,797	17,418	60,215	30,273
306344	Student Svcs Technician 3	Anchorage	FT		PERS - Classified	48.7%	45,705	22,258	67,963	34,168
306348	Admin Specialist 2	Anchorage	FT		PERS - Classified	48.7%	51,972	25,310	77,282	38,853
306349	Admin Specialist 1	Anchorage	FT		PERS - Classified	48.7%	46,149	22,475	68,624	34,500
306350	Student Svcs Technician 3	Anchorage	FT		PERS - Classified	48.7%	46,594	22,691	69,285	34,833
306351	Student Svcs Technician 3	Anchorage	FT		PERS - Classified	48.7%	45,705	22,258	67,963	34,168
306352	Student Svcs Professional 4	Anchorage	FT		APT - Exempt Employees	40.7%	59,762	24,323	84,085	42,273
306353	IS Professional 2A	Anchorage	FT		PERS - Classified	48.7%	78,942	38,445	117,387	59,015
306355	Fiscal Professional 2	Anchorage	FT		APT - Exempt Employees	40.7%	75,068	30,553	105,621	53,100
306357	Student Svcs Professional 3	Anchorage	FT		APT - Exempt Employees	40.7%	56,290	22,910	79,200	39,817

Personal Services Expenditure Detail
University of Alaska

Component: Anchorage Campus (753)
RDU: University of Alaska Anchorage (235)

Notes:

1. If a position is split, an asterisk (*) will appear in the Split/Count column. If the split position is also counted in the component, two asterisks (**) will appear in the column.
2. "Pool" PCN refers to UA temporary positions, such as adjunct faculty; student employees; and other non-permanent staff. Multiple incumbents share the same labor pool position number and pooled budget.

PCN	Job Class Title	Location	Time Status	Split/ Count	Employee Class	Benefit Rate	Annual Budgeted Salary	Annual Benefits	Total Costs	UGF Estimate
306360	Student Svcs Professional 2	Anchorage	FT		PERS - Classified	48.7%	48,723	23,728	72,451	36,424
306361	Student Svcs Professional 2	Anchorage	FT		PERS - Classified	48.7%	49,960	24,331	74,291	37,349
306363	Student Svcs Professional 3	Anchorage	FT		APT - Exempt Employees	40.7%	100	0	100	0
306364	Administrative Management 2	Anchorage	FT		APT - Exempt Employees	40.7%	94,438	38,436	132,874	66,801
306365	Admin Generalist 3	Anchorage	FT		PERS - Classified	48.7%	46,596	22,692	69,288	34,834
306366	Athletics Training 3	Anchorage	FT		APT - Exempt Employees	40.7%	61,647	25,090	86,737	43,606
306367	Professor	Anchorage	FT		United Academics BU	29.8%	93,333	27,813	121,146	60,905
306368	Athletics Coach 3	Anchorage	FT		APT - Exempt Employees	40.7%	121,707	49,535	171,242	86,090
306369	Athletics Coach 3	Anchorage	FT		APT - Exempt Employees	40.7%	75,872	30,880	106,752	53,669
306370	Admin Specialist 2	Anchorage	FT		PERS - Classified	48.7%	60,968	29,691	90,659	45,578
306371	Admin Generalist 3	Anchorage	FT		PERS - Classified	48.7%	40,539	19,742	60,281	30,306
306372	Athletics Coach 3	Anchorage	FT		APT - Exempt Employees	40.7%	178,110	72,491	250,601	125,987
306375	Fiscal Professional 3	Anchorage	FT		APT - Exempt Employees	40.7%	59,147	24,073	83,220	41,838
306379	Admin Specialist 1	Anchorage	FT		PERS - Classified	48.7%	45,705	22,258	67,963	34,168
306380	Student Svcs Technician 3	Anchorage	FT		PERS - Classified	48.7%	45,705	22,258	67,963	34,168
306381	Student Svcs Manager 2	Anchorage	FT		APT - Exempt Employees	40.7%	64,695	26,331	91,026	45,762
306383	Administrative Professional 4	Anchorage	FT		APT - Exempt Employees	40.7%	100,238	40,797	141,035	67,926
306384	Student Svcs Manager 1	Anchorage	FT		APT - Exempt Employees	40.7%	58,026	23,617	81,643	41,045
306387	Admin Generalist 4	Anchorage	FT		PERS - Classified	48.7%	39,968	19,464	59,432	29,879
306388	Student Svcs Professional 2	Anchorage	FT		PERS - Classified	48.7%	50,487	24,587	75,074	37,743
306389	Student Svcs Technician 3	Anchorage	FT		PERS - Classified	48.7%	45,705	22,258	67,963	34,168
306390	Student Svcs Professional 2	Anchorage	FT		PERS - Classified	48.7%	50,469	24,578	75,047	37,729
306391	Admin Generalist 3	Anchorage	FT		PERS - Classified	48.7%	41,365	20,145	61,510	30,923
306392	Admin Specialist 3	Anchorage	FT		APT - Exempt Employees	40.7%	60,375	24,573	84,948	0
306393	Mental Health Provider 2	Anchorage	FT		APT - Exempt Employees	40.7%	55,335	22,521	77,856	0
306394	Student Svcs Manager 3	Anchorage	FT		APT - Exempt Employees	40.7%	93,484	38,048	131,532	66,126
306395	Term Instructor	Anchorage	FT		United Academics BU	29.8%	49,490	14,748	64,238	32,295
306396	Communications Specialist 2	Anchorage	FT		PERS - Classified	48.7%	48,521	23,630	72,151	36,273
306397	Development 3	Anchorage	FT		APT - Exempt Employees	40.7%	49,960	20,334	70,294	35,340
306398	Student Svcs Technician 3	Anchorage	FT		PERS - Classified	48.7%	45,705	22,258	67,963	34,168

Personal Services Expenditure Detail
University of Alaska

Component: Anchorage Campus (753)
RDU: University of Alaska Anchorage (235)

Notes:

1. If a position is split, an asterisk (*) will appear in the Split/Count column. If the split position is also counted in the component, two asterisks (**) will appear in the column.
2. "Pool" PCN refers to UA temporary positions, such as adjunct faculty; student employees; and other non-permanent staff. Multiple incumbents share the same labor pool position number and pooled budget.

PCN	Job Class Title	Location	Time Status	Split/ Count	Employee Class	Benefit Rate	Annual Budgeted Salary	Annual Benefits	Total Costs	UGF Estimate
306399	Student Svcs Professional 4	Anchorage	FT		APT - Exempt Employees	40.7%	59,148	24,073	83,221	41,839
306400	Student Svcs Technician 3	Anchorage	FT		PERS - Classified	48.7%	45,705	22,258	67,963	34,168
306401	Admin Generalist 4	Anchorage	FT		PERS - Classified	48.7%	59,762	29,104	88,866	44,677
306402	IS Professional 3A	Anchorage	FT		APT - Exempt Employees	40.7%	61,563	25,056	86,619	43,547
306403	Student Svcs Technician 3	Anchorage	FT		PERS - Classified	48.7%	24,726	12,042	36,768	18,485
306404	Student Svcs Professional 3	Anchorage	FT		APT - Exempt Employees	40.7%	27,461	11,177	38,638	19,425
306405	Student Svcs Professional 2	Anchorage	FT		PERS - Classified	48.7%	48,004	23,378	71,382	35,887
306406	Student Svcs Professional 3	Anchorage	FT		APT - Exempt Employees	40.7%	66,006	26,864	92,870	46,690
306407	Admin Generalist 4	Anchorage	FT		PERS - Classified	48.7%	40,540	19,743	60,283	30,307
306408	Student Svcs Technician 3	Anchorage	FT		PERS - Classified	48.7%	47,060	22,918	69,978	35,181
306409	Student Svcs Professional 3	Anchorage	FT		APT - Exempt Employees	40.7%	59,148	24,073	83,221	41,839
306410	Student Svcs Professional 3	Anchorage	FT		APT - Exempt Employees	40.7%	79,746	32,457	112,203	56,409
306411	Athletics Training 2	Anchorage	FT		APT - Exempt Employees	40.7%	62,287	25,351	87,638	44,059
306412	Athletics Administrator 2	Anchorage	FT		APT - Exempt Employees	40.7%	97,295	39,599	136,894	68,822
306413	Student Svcs Professional 2	Anchorage	FT		PERS - Classified	48.7%	46,146	22,473	68,619	34,498
306414	Vice Chancellor (Admin)	Anchorage	FT		Sr. Administrator	26.2%	182,181	47,731	229,912	115,586
306415	Student Svcs Professional 2	Anchorage	FT		APT - Exempt Employees	40.7%	50,469	20,541	71,010	35,700
306417	Student Svcs Manager 2	Anchorage	FT		APT - Exempt Employees	40.7%	85,525	34,809	120,334	60,497
306419	Physical Health Provider 4	Anchorage	FT		APT - Exempt Employees	40.7%	106,440	43,321	149,761	0
306420	Research Professional 2	Anchorage	FT		APT - Exempt Employees	40.7%	46,171	18,792	64,963	32,659
306421	Mental Health Provider 5	Anchorage	FT		APT - Exempt Employees	40.7%	117,554	47,844	165,398	0
306422	Admin Specialist 1	Anchorage	FT		PERS - Classified	48.7%	45,706	22,259	67,965	0
306423	Student Svcs Manager 2	Anchorage	FT		APT - Exempt Employees	40.7%	66,642	27,123	93,765	47,140
306424	Administrative Management 5	Anchorage	FT		APT - Exempt Employees	40.7%	96,342	39,211	135,553	68,148
306425	Student Svcs Technician 3	Anchorage	FT		PERS - Classified	48.7%	45,705	22,258	67,963	34,168
306426	Athletics Facs Ops & Pgms 1	Anchorage	FT		PERS - Classified	48.7%	34,041	16,578	50,619	25,448
306427	Student Svcs Manager 1	Anchorage	FT		APT - Exempt Employees	40.7%	56,883	23,151	80,034	40,237
306428	Fiscal Technician 3	Anchorage	FT		PERS - Classified	48.7%	45,289	22,056	67,345	23,439
306429	Mental Health Provider 2	Anchorage	FT		APT - Exempt Employees	40.7%	79,222	32,243	111,465	0
306555	Student Svcs Professional 2	Anchorage	FT		PERS - Classified	48.7%	46,147	22,474	68,621	34,498

Personal Services Expenditure Detail
University of Alaska

Component: Anchorage Campus (753)
RDU: University of Alaska Anchorage (235)

Notes:

1. If a position is split, an asterisk (*) will appear in the Split/Count column. If the split position is also counted in the component, two asterisks (**) will appear in the column.
2. "Pool" PCN refers to UA temporary positions, such as adjunct faculty; student employees; and other non-permanent staff. Multiple incumbents share the same labor pool position number and pooled budget.

PCN	Job Class Title	Location	Time Status	Split/ Count	Employee Class	Benefit Rate	Annual Budgeted Salary	Annual Benefits	Total Costs	UGF Estimate
306575	Student Svcs Professional 3	Anchorage	FT		APT - Exempt Employees	40.7%	50,976	20,747	71,723	36,058
306585	Student Svcs Professional 2	Anchorage	FT		PERS - Classified	48.7%	46,147	22,474	68,621	34,498
306600	Student Svcs Professional 3	Anchorage	FT		APT - Exempt Employees	40.7%	50,487	20,548	71,035	0
306625	Admin Generalist 1	Anchorage	FT		PERS - Classified	48.7%	100	0	100	0
306640	Student Svcs Professional 1	Anchorage	FT		PERS - Classified	48.7%	49,960	24,331	74,291	37,349
306645	Student Svcs Professional 2	Anchorage	FT		PERS - Classified	48.7%	49,960	24,331	74,291	37,349
306650	Fiscal Technician 4	Anchorage	FT		PERS - Classified	48.7%	53,580	26,093	79,673	40,055
306665	Safety Svcs-Emerg Dispatcher 1	Anchorage	FT		PERS - Classified	48.7%	42,567	20,730	63,297	31,822
306670	Admin Generalist 3	Anchorage	FT		PERS - Classified	48.7%	44,816	21,825	66,641	33,503
306685	Fiscal Professional 2	Anchorage	FT		APT - Exempt Employees	40.7%	58,025	23,616	81,641	41,044
306690	Student Svcs Professional 3	Anchorage	FT		APT - Exempt Employees	40.7%	54,660	22,247	76,907	38,664
306700	Student Svcs Professional 3	Anchorage	FT		APT - Exempt Employees	40.7%	54,659	22,246	76,905	38,663
306715	Athletics Coach 2	Anchorage	FT		APT - Exempt Employees	40.7%	54,657	22,245	76,902	38,662
306720	Safety Svcs-Police 2	Anchorage	FT		PERS - Classified	48.7%	57,412	27,960	85,372	42,920
306725	Administrative Management 5	Anchorage	FT		APT - Exempt Employees	40.7%	126,064	51,308	177,372	89,172
306730	Safety Svcs-Police 4 (NE)	Anchorage	FT		PERS - Classified	48.7%	82,110	39,988	122,098	61,383
306745	Communications Specialist 3	Anchorage	FT		PERS - Classified	48.7%	56,289	27,413	83,702	42,080
306750	Student Svcs Professional 3	Anchorage	FT		APT - Exempt Employees	40.7%	56,290	22,910	79,200	39,817
306770	Student Svcs Manager 2	Anchorage	FT		APT - Exempt Employees	40.7%	64,695	26,331	91,026	45,762
306775	Student Svcs Professional 2	Anchorage	FT		PERS - Classified	48.7%	22,107	10,766	32,873	16,527
306800	Student Svcs Technician 3	Anchorage	FT		PERS - Classified	48.7%	45,705	22,258	67,963	34,168
306825	Student Svcs Professional 3	Anchorage	FT		APT - Exempt Employees	40.7%	50,976	20,747	71,723	36,058
306850	IS Consultant 3A	Anchorage	FT		APT - Exempt Employees	40.7%	70,748	28,794	99,542	50,044
306885	Student Svcs Professional 3	Anchorage	FT		APT - Exempt Employees	40.7%	45,898	18,680	64,578	32,466
306886	Student Svcs Professional 3	Anchorage	FT		APT - Exempt Employees	40.7%	50,488	20,549	71,037	35,713
306887	Student Svcs Professional 3	Anchorage	FT		APT - Exempt Employees	40.7%	46,615	18,972	65,587	32,973
306888	Student Svcs Professional 2	Anchorage	FT		PERS - Classified	48.7%	49,960	24,331	74,291	37,349
306953	Physical Health Provider 5	Anchorage	FT		APT - Exempt Employees	40.7%	117,554	47,844	165,398	0
306955	IS Consultant 2A	Anchorage	FT		PERS - Classified	48.7%	65,351	31,826	97,177	48,855
306959	Vice Chancellor (Admin)	Anchorage	FT		Sr. Administrator	26.2%	165,025	43,237	208,262	104,702

Personal Services Expenditure Detail
University of Alaska

Component: Anchorage Campus (753)
RDU: University of Alaska Anchorage (235)

Notes:

1. If a position is split, an asterisk (*) will appear in the Split/Count column. If the split position is also counted in the component, two asterisks (**) will appear in the column.
2. "Pool" PCN refers to UA temporary positions, such as adjunct faculty; student employees; and other non-permanent staff. Multiple incumbents share the same labor pool position number and pooled budget.

PCN	Job Class Title	Location	Time Status	Split/ Count	Employee Class	Benefit Rate	Annual Budgeted Salary	Annual Benefits	Total Costs	UGF Estimate
306962	Student Svcs Technician 2	Anchorage	FT		PERS - Classified	48.7%	100	0	100	0
306964	Admin Generalist 4	Anchorage	FT		PERS - Classified	48.7%	45,705	22,258	67,963	34,168
306967	Student Svcs Professional 2	Anchorage	FT		PERS - Classified	48.7%	41,952	20,431	62,383	31,362
306970	Student Svcs Professional 4	Anchorage	FT		APT - Exempt Employees	40.7%	62,176	25,306	87,482	43,981
306972	Student Svcs Manager 3	Anchorage	FT		APT - Exempt Employees	40.7%	82,138	33,430	115,568	58,101
306973	Student Svcs Technician 3	Anchorage	FT		PERS - Classified	48.7%	46,149	22,475	68,624	34,500
306975	Fiscal Technician 2	Anchorage	FT		PERS - Classified	48.7%	40,540	19,743	60,283	30,307
306977	Student Svcs Technician 3	Anchorage	FT		PERS - Classified	48.7%	45,705	22,258	67,963	34,168
306979	Student Svcs Professional 2	Anchorage	FT		PERS - Classified	48.7%	49,961	24,331	74,292	37,350
306981	Student Svcs Technician 3	Anchorage	FT		PERS - Classified	48.7%	45,705	22,258	67,963	34,168
306986	Admin Specialist 4	Anchorage	FT		APT - Exempt Employees	40.7%	100	0	100	0
306987	Research Professional 1	Anchorage	FT		PERS - Classified	48.7%	42,217	20,560	62,777	31,560
306989	Admin Specialist 2	Anchorage	FT		PERS - Classified	48.7%	56,883	27,702	84,585	42,524
306990	Student Svcs Manager 3	Anchorage	FT		APT - Exempt Employees	40.7%	87,218	35,498	122,716	61,694
306991	Student Svcs Professional 1	Anchorage	FT		PERS - Classified	48.7%	57,412	27,960	85,372	42,920
306992	Admin Generalist 2	Anchorage	FT		PERS - Classified	48.7%	40,540	19,743	60,283	30,307
306993	Student Svcs Professional 2	Anchorage	FT		PERS - Classified	48.7%	54,660	26,619	81,279	40,862
306994	Student Svcs Professional 1	Anchorage	FT		PERS - Classified	48.7%	54,089	26,341	80,430	40,436
306996	Communications Manager 1	Anchorage	FT		APT - Exempt Employees	40.7%	59,148	24,073	83,221	41,839
307000	Chancellor	Anchorage	FT		Officer	26.2%	305,331	79,997	385,328	193,720
307015	Administrative Management 3	Anchorage	FT		APT - Exempt Employees	40.7%	86,372	35,153	121,525	61,096
307025	Senior Administrator Director	Anchorage	FT		Sr. Administrator	26.2%	106,866	27,999	134,865	67,802
307105	Environmental Health/Safety 3	Anchorage	FT		APT - Exempt Employees	40.7%	90,754	36,937	127,691	64,195
307110	Administrative Professional 1	Anchorage	FT		APT - Exempt Employees	40.7%	70,051	28,511	98,562	49,551
307115	Fiscal Professional 1	Anchorage	FT		PERS - Classified	48.7%	57,411	27,959	85,370	42,919
307135	Fiscal Technician 4	Anchorage	FT		PERS - Classified	48.7%	58,025	28,258	86,283	43,378
307140	Fiscal Manager 3	Anchorage	FT		APT - Exempt Employees	40.7%	80,529	32,775	113,304	56,963
307145	Fiscal Technician 2	Anchorage	FT		PERS - Classified	48.7%	43,038	20,960	63,998	32,174
307220	Campus Services Printing 1	Anchorage	FT		PERS - Classified	48.7%	37,491	18,258	55,749	28,027
307225	Campus Services Generalist 4	Anchorage	FT		PERS - Classified	48.7%	41,767	20,341	62,108	31,224

Personal Services Expenditure Detail
University of Alaska

Component: Anchorage Campus (753)
RDU: University of Alaska Anchorage (235)

Notes:

1. If a position is split, an asterisk (*) will appear in the Split/Count column. If the split position is also counted in the component, two asterisks (**) will appear in the column.
2. "Pool" PCN refers to UA temporary positions, such as adjunct faculty; student employees; and other non-permanent staff. Multiple incumbents share the same labor pool position number and pooled budget.

PCN	Job Class Title	Location	Time Status	Split/ Count	Employee Class	Benefit Rate	Annual Budgeted Salary	Annual Benefits	Total Costs	UGF Estimate
307230	Campus Services Retail 2	Anchorage	FT		PERS - Classified	48.7%	37,491	18,258	55,749	28,027
307240	Campus Services Generalist 2	Anchorage	FT		PERS - Classified	48.7%	33,258	16,197	49,455	24,863
307250	Safety Svcs-Emerg Dispatcher 3	Anchorage	FT		PERS - Classified	48.7%	59,761	29,104	88,865	44,676
307270	Admin Generalist 4	Anchorage	FT		PERS - Classified	48.7%	55,190	26,878	82,068	41,259
307349	IS Professional 3A	Anchorage	FT		APT - Exempt Employees	40.7%	77,374	31,491	108,865	54,731
307352	Student Svcs Professional 3	Anchorage	FT		APT - Exempt Employees	40.7%	56,883	23,151	80,034	0
307353	Fiscal Professional 3	Anchorage	FT		APT - Exempt Employees	40.7%	70,748	28,794	99,542	50,044
307354	Fiscal Technician 3	Anchorage	FT		PERS - Classified	48.7%	40,540	19,743	60,283	30,307
307355	Assistant Professor	Anchorage	FT		United Academics BU	29.8%	100,419	29,925	130,344	52,423
307358	Athletics Training 2	Anchorage	FT		APT - Exempt Employees	40.7%	45,765	18,626	64,391	32,372
307359	Communications Manager 1	Anchorage	FT		APT - Exempt Employees	40.7%	66,641	27,123	93,764	47,139
307361	Proc/ Cont Svcs Professional 1	Anchorage	FT		APT - Exempt Employees	40.7%	50,977	20,748	71,725	36,059
307362	Proc/ Cont Svcs Professional 1	Anchorage	FT		APT - Exempt Employees	40.7%	50,977	20,748	71,725	36,059
307363	Proc/ Cont Svcs Professional 1	Anchorage	FT		APT - Exempt Employees	40.7%	50,469	20,541	71,010	35,700
307366	Communications Specialist 2	Anchorage	FT		PERS - Classified	48.7%	46,150	22,475	68,625	34,501
307370	Development 3	Anchorage	FT		APT - Exempt Employees	40.7%	54,660	22,247	76,907	38,664
307371	Fiscal Professional 3	Anchorage	FT		APT - Exempt Employees	40.7%	63,404	25,805	89,209	42,606
307372	Admin Specialist 3	Anchorage	FT		APT - Exempt Employees	40.7%	57,412	23,367	80,779	40,611
307379	Admin Specialist 3	Anchorage	FT		APT - Exempt Employees	40.7%	61,562	25,056	86,618	43,546
307380	Administrative Management 5	Anchorage	FT		APT - Exempt Employees	40.7%	132,459	53,911	186,370	93,696
307381	Fiscal Manager 2	Anchorage	FT		APT - Exempt Employees	40.7%	64,694	26,330	91,024	45,762
307382	Admin Generalist 1	Anchorage	FT		PERS - Classified	48.7%	100	0	100	0
307391	Fiscal Manager 1	Anchorage	FT		APT - Exempt Employees	40.7%	64,059	26,072	90,131	45,313
307392	Fiscal Technician 2	Anchorage	FT		PERS - Classified	48.7%	41,365	20,145	61,510	30,923
307393	Admin Specialist 4	Anchorage	FT		APT - Exempt Employees	40.7%	66,642	27,123	93,765	47,140
307396	Administrative Management 5	Anchorage	FT		APT - Exempt Employees	40.7%	117,555	47,845	165,400	83,153
307398	Fiscal Technician 2	Anchorage	FT		PERS - Classified	48.7%	100	0	100	0
307399	Admin Specialist 2	Anchorage	FT		PERS - Classified	48.7%	49,960	24,331	74,291	37,349
307401	Admin Generalist 3	Anchorage	FT		PERS - Classified	48.7%	62,810	30,588	93,398	46,955
307406	Fiscal Technician 3	Anchorage	FT		PERS - Classified	48.7%	46,595	22,692	69,287	34,833

Personal Services Expenditure Detail
University of Alaska

Component: Anchorage Campus (753)
RDU: University of Alaska Anchorage (235)

Notes:

1. If a position is split, an asterisk (*) will appear in the Split/Count column. If the split position is also counted in the component, two asterisks (**) will appear in the column.
2. "Pool" PCN refers to UA temporary positions, such as adjunct faculty; student employees; and other non-permanent staff. Multiple incumbents share the same labor pool position number and pooled budget.

PCN	Job Class Title	Location	Time Status	Split/ Count	Employee Class	Benefit Rate	Annual Budgeted Salary	Annual Benefits	Total Costs	UGF Estimate
307407	Fiscal Technician 2	Anchorage	FT		PERS - Classified	48.7%	100	0	100	0
307408	Fiscal Technician 2	Anchorage	FT		PERS - Classified	48.7%	42,169	20,536	62,705	31,525
307409	Campus Services Generalist 3	Anchorage	FT		PERS - Classified	48.7%	37,491	18,258	55,749	28,027
307410	Administrative Management 2	Anchorage	FT		APT - Exempt Employees	40.7%	72,167	29,372	101,539	51,048
307411	Communications Specialist 3	Anchorage	FT		PERS - Classified	48.7%	56,883	27,702	84,585	42,524
307412	Fiscal Technician 2	Anchorage	FT		PERS - Classified	48.7%	40,943	19,939	60,882	30,608
307415	Admin Generalist 3	Anchorage	FT		PERS - Classified	48.7%	100	0	100	0
307417	Executive Director	Anchorage	FT		Officer	26.2%	97,909	25,652	123,561	62,119
307419	Fiscal Professional 1	Anchorage	FT		PERS - Classified	48.7%	54,660	26,619	81,279	40,862
307420	Fiscal Technician 4	Anchorage	FT		PERS - Classified	48.7%	51,972	25,310	77,282	38,853
307421	Campus Services Generalist 2	Anchorage	FT		PERS - Classified	48.7%	41,767	20,341	62,108	31,224
307424	Safety Svcs-Emerg Dispatcher 1	Anchorage	FT		PERS - Classified	48.7%	42,990	20,936	63,926	32,138
307425	Administrative Management 4	Anchorage	FT		APT - Exempt Employees	40.7%	124,815	50,800	175,615	88,289
307426	Fiscal Professional 3	Anchorage	FT		APT - Exempt Employees	40.7%	71,469	29,088	100,557	50,554
307427	Fiscal Technician 2	Anchorage	FT		PERS - Classified	48.7%	40,942	19,939	60,881	0
307429	Proc/ Cont Svcs Professional 2	Anchorage	FT		APT - Exempt Employees	40.7%	100	0	100	0
307430	Admin Generalist 2	Anchorage	FT		PERS - Classified	48.7%	100	0	100	0
307431	IS Professional 5A	Anchorage	FT		APT - Exempt Employees	40.7%	92,596	37,687	130,283	65,498
307432	Fiscal Professional 1	Anchorage	FT		PERS - Classified	48.7%	100	0	100	0
307436	Associate Vice Chancellor	Anchorage	FT		Sr. Administrator	26.2%	152,654	39,995	192,649	96,853
307439	Admin Specialist 2	Anchorage	FT		PERS - Classified	48.7%	58,597	28,537	87,134	43,806
307441	Vice Chancellor (Admin)	Anchorage	FT		Sr. Administrator	26.2%	194,400	50,933	245,333	123,339
307443	Admin Specialist 4	Anchorage	FT		APT - Exempt Employees	40.7%	66,642	27,123	93,765	47,140
307515	Admin Generalist 3	Anchorage	FT		PERS - Classified	48.7%	100	0	100	0
307525	Research Professional 3	Anchorage	FT		APT - Exempt Employees	40.7%	81,334	33,103	114,437	57,532
307545	Fiscal Manager 3	Anchorage	FT		APT - Exempt Employees	40.7%	86,372	35,153	121,525	61,096
307550	Student Svcs Manager 3	Anchorage	FT		APT - Exempt Employees	40.7%	87,219	35,498	122,717	61,695
307560	Safety Svcs-Parking 2	Anchorage	FT		PERS - Classified	48.7%	40,540	19,743	60,283	0
307580	Human Resources Professional 4	Anchorage	FT		APT - Exempt Employees	40.7%	100	0	100	0
307622	Safety Svcs-Police 2	Anchorage	FT		PERS - Classified	48.7%	57,393	27,950	85,343	42,906

Personal Services Expenditure Detail
University of Alaska

Component: Anchorage Campus (753)
RDU: University of Alaska Anchorage (235)

Notes:

1. If a position is split, an asterisk (*) will appear in the Split/Count column. If the split position is also counted in the component, two asterisks (**) will appear in the column.
2. "Pool" PCN refers to UA temporary positions, such as adjunct faculty; student employees; and other non-permanent staff. Multiple incumbents share the same labor pool position number and pooled budget.

PCN	Job Class Title	Location	Time Status	Split/ Count	Employee Class	Benefit Rate	Annual Budgeted Salary	Annual Benefits	Total Costs	UGF Estimate
307626	Research Technician 4	Anchorage	FT		PERS - Classified	48.7%	47,335	23,052	70,387	35,386
307628	Fiscal Technician 2	Anchorage	FT		PERS - Classified	48.7%	45,930	22,368	68,298	34,336
307632	Safety Svcs-Police 2	Anchorage	FT		PERS - Classified	48.7%	57,948	28,221	86,169	43,320
307634	Safety Svcs-Police 2	Anchorage	FT		PERS - Classified	48.7%	61,527	29,964	91,491	45,996
307636	Safety Svcs-Police 2	Anchorage	FT		PERS - Classified	48.7%	67,929	33,081	101,010	50,782
307640	Admin Specialist 3	Anchorage	FT		APT - Exempt Employees	40.7%	70,050	28,510	98,560	0
307642	Campus Services Generalist 4	Anchorage	FT		PERS - Classified	48.7%	49,453	24,084	73,537	36,970
307646	Fiscal Professional 2	Anchorage	FT		APT - Exempt Employees	40.7%	59,148	24,073	83,221	41,839
307650	Environmental Health/Safety 3	Anchorage	FT		APT - Exempt Employees	40.7%	62,175	25,305	87,480	43,980
307652	Communications Specialist 3	Anchorage	FT		PERS - Classified	48.7%	25,235	12,289	37,524	9,433
307656	Fiscal Technician 2	Anchorage	FT		PERS - Classified	48.7%	41,768	20,341	62,109	31,225
307658	Fiscal Professional 2	Anchorage	FT		APT - Exempt Employees	40.7%	58,598	23,849	82,447	41,450
307662	Admin Specialist 3	Anchorage	FT		APT - Exempt Employees	40.7%	54,660	22,247	76,907	38,664
307672	Fiscal Technician 2	Anchorage	FT		PERS - Classified	48.7%	40,540	19,743	60,283	30,307
307690	Proc/ Cont Svcs Professional 1	Anchorage	FT		APT - Exempt Employees	40.7%	63,403	25,805	89,208	44,849
307692	Campus Services Generalist 2	Anchorage	FT		PERS - Classified	48.7%	41,767	20,341	62,108	31,224
307698	Communications Specialist 5	Anchorage	FT		APT - Exempt Employees	40.7%	62,176	25,306	87,482	43,981
307749	IS Ops Technician 3	Anchorage	FT		PERS - Classified	48.7%	53,008	25,815	78,823	35,665
307751	Athletics Training 2	Anchorage	FT		APT - Exempt Employees	40.7%	41,951	17,074	59,025	29,674
307753	Library Technician 1	Anchorage	FT		PERS - Classified	48.7%	31,924	15,547	47,471	23,866
307755	Environmental Health/Safety 3	Anchorage	FT		APT - Exempt Employees	40.7%	58,562	23,835	82,397	41,424
307756	Safety Svcs-Parking 2	Anchorage	FT		PERS - Classified	48.7%	41,366	20,145	61,511	0
307757	Admin Specialist 3	Anchorage	FT		APT - Exempt Employees	40.7%	64,695	26,331	91,026	45,762
307758	Admin Generalist 2	Anchorage	FT		PERS - Classified	48.7%	36,328	17,692	54,020	0
307760	Administrative Professional 4	Anchorage	FT		APT - Exempt Employees	40.7%	94,438	38,436	132,874	66,801
307761	Admin Generalist 3	Anchorage	FT		PERS - Classified	48.7%	19,819	9,652	29,471	14,816
307762	Fiscal Technician 2	Anchorage	FT		PERS - Classified	48.7%	41,767	20,341	62,108	31,224
307763	Fiscal Technician 2	Anchorage	FT		PERS - Classified	48.7%	100	0	100	0
307764	Fiscal Technician 2	Anchorage	FT		PERS - Classified	48.7%	42,170	20,537	62,707	31,525
307765	Fiscal Technician 2	Anchorage	FT		PERS - Classified	48.7%	49,960	24,331	74,291	37,349

Personal Services Expenditure Detail
University of Alaska

Component: Anchorage Campus (753)
RDU: University of Alaska Anchorage (235)

Notes:

1. If a position is split, an asterisk (*) will appear in the Split/Count column. If the split position is also counted in the component, two asterisks (**) will appear in the column.
2. "Pool" PCN refers to UA temporary positions, such as adjunct faculty; student employees; and other non-permanent staff. Multiple incumbents share the same labor pool position number and pooled budget.

PCN	Job Class Title	Location	Time Status	Split/ Count	Employee Class	Benefit Rate	Annual Budgeted Salary	Annual Benefits	Total Costs	UGF Estimate
307768	Admin Specialist 1	Anchorage	FT		PERS - Classified	48.7%	47,547	23,155	70,702	35,545
307769	Safety Svcs-Police 2	Anchorage	FT		PERS - Classified	48.7%	57,393	27,950	85,343	42,906
307770	IS Consultant 4A	Anchorage	FT		APT - Exempt Employees	40.7%	91,686	37,316	129,002	64,855
307771	Administrative Management 5	Anchorage	FT		APT - Exempt Employees	40.7%	140,630	57,236	197,866	99,475
307772	IS Professional 5A	Anchorage	FT		APT - Exempt Employees	40.7%	97,296	39,599	136,895	68,823
307773	Fiscal Professional 2	Anchorage	FT		APT - Exempt Employees	40.7%	73,649	29,975	103,624	52,096
307774	Human Resources Professional 4	Anchorage	FT		APT - Exempt Employees	40.7%	100	0	100	0
307775	Fiscal Professional 2	Anchorage	FT		APT - Exempt Employees	40.7%	80,529	32,775	113,304	56,963
307776	Safety Svcs-Police 4 (NE)	Anchorage	FT		PERS - Classified	48.7%	88,065	42,888	130,953	65,835
307777	Administrative Management 4	Anchorage	FT		APT - Exempt Employees	40.7%	107,520	43,761	151,281	76,055
307778	IS Net Technician 7	Anchorage	FT		PERS - Classified	48.7%	54,659	26,619	81,278	40,862
307779	Proc/ Cont Svcs Professional 2	Anchorage	FT		APT - Exempt Employees	40.7%	67,996	27,674	95,670	48,097
307780	IS Consultant 2A	Anchorage	FT		PERS - Classified	48.7%	49,960	24,331	74,291	37,349
307781	IS Net Technician 7	Anchorage	FT		PERS - Classified	48.7%	59,148	28,805	87,953	44,218
307782	IS Professional 5A	Anchorage	FT		APT - Exempt Employees	40.7%	97,295	39,599	136,894	68,822
307783	IS Consultant 5A	Anchorage	FT		APT - Exempt Employees	40.7%	74,348	30,260	104,608	52,591
307784	Administrative Management 4	Anchorage	FT		APT - Exempt Employees	40.7%	89,865	36,575	126,440	0
307785	Research Professional 4	Anchorage	FT		APT - Exempt Employees	40.7%	103,307	42,046	145,353	73,075
307786	Administrative Professional 4	Anchorage	FT		APT - Exempt Employees	40.7%	78,201	31,828	110,029	55,316
307787	Fiscal Manager 4	Anchorage	FT		APT - Exempt Employees	40.7%	107,521	43,761	151,282	76,056
307800	Administrative Management 5	Anchorage	FT		APT - Exempt Employees	40.7%	53,856	21,919	75,775	38,095
307802	Fiscal Professional 3	Anchorage	FT		APT - Exempt Employees	40.7%	86,372	35,153	121,525	61,096
307804	Communications Specialist 3	Anchorage	FT		PERS - Classified	48.7%	40,374	19,662	60,036	30,183
307806	Development 2	Anchorage	FT		PERS - Classified	48.7%	58,598	28,537	87,135	0
307808	Administrative Management 5	Anchorage	FT		APT - Exempt Employees	40.7%	96,321	39,203	135,524	68,133
307810	Athletics Facs, Ops & Pgms 2	Anchorage	FT		PERS - Classified	48.7%	47,547	23,155	70,702	35,545
307812	Communications Specialist 5	Anchorage	FT		APT - Exempt Employees	40.7%	71,469	29,088	100,557	50,554
307814	Communications Specialist 4	Anchorage	FT		APT - Exempt Employees	40.7%	53,838	21,912	75,750	38,083
307822	Safety Svcs-Police 2	Anchorage	FT		PERS - Classified	48.7%	62,105	30,245	92,350	46,428
307824	Safety Svcs-Police 2	Anchorage	FT		PERS - Classified	48.7%	57,412	27,960	85,372	42,920

Personal Services Expenditure Detail
University of Alaska

Component: Anchorage Campus (753)
RDU: University of Alaska Anchorage (235)

Notes:

1. If a position is split, an asterisk (*) will appear in the Split/Count column. If the split position is also counted in the component, two asterisks (**) will appear in the column.
2. "Pool" PCN refers to UA temporary positions, such as adjunct faculty; student employees; and other non-permanent staff. Multiple incumbents share the same labor pool position number and pooled budget.

PCN	Job Class Title	Location	Time Status	Split/ Count	Employee Class	Benefit Rate	Annual Budgeted Salary	Annual Benefits	Total Costs	UGF Estimate
307826	Fiscal Professional 1	Anchorage	FT		PERS - Classified	48.7%	65,350	31,825	97,175	48,854
307828	IS Net Technician 7	Anchorage	FT		PERS - Classified	48.7%	56,883	27,702	84,585	42,524
307831	Development 2	Anchorage	FT		PERS - Classified	48.7%	66,642	32,455	99,097	49,820
307832	Development 4	Anchorage	FT		APT - Exempt Employees	40.7%	80,529	32,775	113,304	56,963
307833	Training & Development 5	Anchorage	FT		APT - Exempt Employees	40.7%	76,613	31,181	107,794	54,193
307834	Communications Specialist 3	Anchorage	FT		PERS - Classified	48.7%	38,525	18,762	57,287	28,800
307835	IS Consultant 2A	Anchorage	FT		PERS - Classified	48.7%	49,960	24,331	74,291	37,349
307836	Admin Specialist 4	Anchorage	FT		APT - Exempt Employees	40.7%	38,307	15,591	53,898	27,097
308005	Fiscal Manager 1	Anchorage	FT		APT - Exempt Employees	40.7%	86,372	35,153	121,525	61,096
308015	Professor	Anchorage	FT		United Academics BU	29.8%	81,865	24,396	106,261	53,422
308020	Campus Services Printing 1	Anchorage	FT		PERS - Classified	48.7%	28,119	13,694	41,813	21,021
308025	Fiscal Technician 3	Anchorage	FT		PERS - Classified	48.7%	48,520	23,629	72,149	36,272
308040	Fac Svcs-MO&U Supervisor 4	Anchorage	FT		APT - Exempt Employees	40.7%	86,372	35,153	121,525	61,096
308055	Crafts & Trades II (CT2)	Anchorage	FT		AHECTE- Labor Trades & Crafts	44.5%	56,990	25,361	82,351	41,401
308060	Environmental Health/Safety 3	Anchorage	FT		APT - Exempt Employees	40.7%	100	0	100	0
308070	Crafts & Trades III (CT3)	Anchorage	FT		AHECTE- Labor Trades & Crafts	44.5%	59,317	26,396	85,713	43,091
308075	Fac Svcs-MO&U Supervisor 5	Anchorage	FT		APT - Exempt Employees	40.7%	131,167	53,385	184,552	92,782
308080	Crafts & Trades I (CT1)	Anchorage	FT		AHECTE- Labor Trades & Crafts	44.5%	46,825	20,837	67,662	34,017
308082	Crafts & Trades II (CT2)	Anchorage	FT		AHECTE- Labor Trades & Crafts	44.5%	52,672	23,439	76,111	38,264
308085	Crafts & Trades III (CT3)	Anchorage	FT		AHECTE- Labor Trades & Crafts	44.5%	71,369	31,759	103,128	51,847
308090	Crafts & Trades I (CT1)	Anchorage	FT		AHECTE- Labor Trades & Crafts	44.5%	49,717	22,124	71,841	36,117
308092	Crafts & Trades II (CT2)	Anchorage	FT		AHECTE- Labor Trades & Crafts	44.5%	61,707	27,460	89,167	44,828
308100	Crafts & Trades III (CT3)	Anchorage	FT		AHECTE- Labor Trades & Crafts	44.5%	62,943	28,010	90,953	45,726
308105	Crafts & Trades III (CT3)	Anchorage	FT		AHECTE- Labor Trades & Crafts	44.5%	62,943	28,010	90,953	45,726
308110	Fac Svcs-MO&U Supervsr 3 (NE)	Anchorage	PT		PERS - Classified	48.7%	75,068	36,558	111,626	56,119
308135	Crafts & Trades I (CT1)	Anchorage	FT		AHECTE- Labor Trades & Crafts	44.5%	51,728	23,019	74,747	37,578
308150	Crafts & Trades II (CT2)	Anchorage	FT		AHECTE- Labor Trades & Crafts	44.5%	59,316	26,396	85,712	43,091
308165	Crafts & Trades II (CT2)	Anchorage	FT		AHECTE- Labor Trades & Crafts	44.5%	54,810	24,390	79,200	39,817
308180	Fac Svcs-MO&U Supervisor 5	Anchorage	FT		APT - Exempt Employees	40.7%	74,348	30,260	104,608	52,591
308185	Maint Service Worker IV (MSW4)	Anchorage	FT		AHECTE- Labor Trades & Crafts	44.5%	41,605	18,514	60,119	30,224

Personal Services Expenditure Detail
University of Alaska

Component: Anchorage Campus (753)
RDU: University of Alaska Anchorage (235)

Notes:

1. If a position is split, an asterisk (*) will appear in the Split/Count column. If the split position is also counted in the component, two asterisks (**) will appear in the column.
2. "Pool" PCN refers to UA temporary positions, such as adjunct faculty; student employees; and other non-permanent staff. Multiple incumbents share the same labor pool position number and pooled budget.

PCN	Job Class Title	Location	Time Status	Split/ Count	Employee Class	Benefit Rate	Annual Budgeted Salary	Annual Benefits	Total Costs	UGF Estimate
308190	Maint Service Workr III (MSW3)	Anchorage	FT		AHECTE- Labor Trades & Crafts	44.5%	38,484	17,125	55,609	27,957
308195	Maint Service Worker II (MSW2)	Anchorage	FT		AHECTE- Labor Trades & Crafts	44.5%	29,286	13,032	42,318	21,275
308200	Maint Service Workr III (MSW3)	Anchorage	FT		AHECTE- Labor Trades & Crafts	44.5%	29,917	13,313	43,230	21,734
308205	Fac Engineering 5	Anchorage	FT		APT - Exempt Employees	40.7%	74,348	30,260	104,608	52,591
308210	Admin Generalist 3	Anchorage	FT		PERS - Classified	48.7%	40,942	19,939	60,881	30,607
308215	Crafts & Trades III (CT3)	Anchorage	FT		AHECTE- Labor Trades & Crafts	44.5%	69,483	30,920	100,403	50,477
308220	Crafts & Trades II (CT2)	Anchorage	FT		AHECTE- Labor Trades & Crafts	44.5%	54,811	24,391	79,202	39,818
308235	Maint Service Worker II (MSW2)	Anchorage	FT		AHECTE- Labor Trades & Crafts	44.5%	36,806	16,379	53,185	26,738
308240	Maintenance Serv Worker (MSW1)	Anchorage	FT		AHECTE- Labor Trades & Crafts	44.5%	34,983	15,567	50,550	25,414
308245	Maint Service Worker IV (MSW4)	Anchorage	FT		AHECTE- Labor Trades & Crafts	44.5%	46,867	20,856	67,723	34,047
308250	Fac Svcs-MO&U Supervisor 4	Anchorage	FT		APT - Exempt Employees	40.7%	63,403	25,805	89,208	44,849
308260	Crafts & Trades I (CT1)	Anchorage	FT		AHECTE- Labor Trades & Crafts	44.5%	50,703	22,563	73,266	36,834
308265	Maint Service Worker II (MSW2)	Anchorage	FT		AHECTE- Labor Trades & Crafts	44.5%	25,810	11,485	37,295	18,750
308270	Fac Svcs-MO&U Supervisor 4	Anchorage	FT		APT - Exempt Employees	40.7%	82,138	33,430	115,568	58,101
308285	Maint Service Workr III (MSW3)	Anchorage	FT		AHECTE- Labor Trades & Crafts	44.5%	39,216	17,451	56,667	28,489
308290	Administrative Professional 4	Anchorage	FT		APT - Exempt Employees	40.7%	76,571	31,164	107,735	54,163
308295	Maint Service Worker II (MSW2)	Anchorage	FT		AHECTE- Labor Trades & Crafts	44.5%	39,426	17,545	56,971	28,641
308300	Crafts & Trades III (CT3)	Anchorage	FT		AHECTE- Labor Trades & Crafts	44.5%	61,706	27,459	89,165	44,827
308305	Crafts & Trades III (CT3)	Anchorage	FT		AHECTE- Labor Trades & Crafts	44.5%	62,942	28,009	90,951	45,725
308310	Professor	Anchorage	FT		United Academics BU	29.8%	106,013	31,592	137,605	69,180
308315	Crafts & Trades III (CT3)	Anchorage	FT		AHECTE- Labor Trades & Crafts	44.5%	55,879	24,866	80,745	40,594
308320	IS Net Technician 6	Anchorage	FT		PERS - Classified	48.7%	60,968	29,691	90,659	45,578
308325	Maint Service Worker IV (MSW4)	Anchorage	FT		AHECTE- Labor Trades & Crafts	44.5%	45,044	20,045	65,089	32,723
308330	Associate Dean/Faculty	Anchorage	FT		United Academics BU	29.8%	151,500	45,147	196,647	98,862
308360	Student Svcs Professional 2	Anchorage	FT		PERS - Classified	48.7%	49,961	24,331	74,292	37,350
308370	Student Svcs Manager 3	Anchorage	FT		APT - Exempt Employees	40.7%	85,525	34,809	120,334	60,497
308380	Crafts & Trades II (CT2)	Anchorage	FT		AHECTE- Labor Trades & Crafts	44.5%	63,404	28,215	91,619	46,060
308415	Maintenance Serv Worker (MSW1)	Anchorage	FT		AHECTE- Labor Trades & Crafts	44.5%	32,215	14,336	46,551	23,403
308420	Director (Academic-Faculty)	Anchorage	FT		Non-Represented Faculty	26.2%	100	0	100	0
308430	Crafts & Trades I (CT1)	Anchorage	FT		AHECTE- Labor Trades & Crafts	44.5%	46,824	20,837	67,661	34,016

Personal Services Expenditure Detail
University of Alaska

Component: Anchorage Campus (753)
RDU: University of Alaska Anchorage (235)

Notes:

1. If a position is split, an asterisk (*) will appear in the Split/Count column. If the split position is also counted in the component, two asterisks (**) will appear in the column.
2. "Pool" PCN refers to UA temporary positions, such as adjunct faculty; student employees; and other non-permanent staff. Multiple incumbents share the same labor pool position number and pooled budget.

PCN	Job Class Title	Location	Time Status	Split/ Count	Employee Class	Benefit Rate	Annual Budgeted Salary	Annual Benefits	Total Costs	UGF Estimate
308450	Fac Svcs-MO&U Supervisor 2	Anchorage	FT		PERS - Classified	48.7%	49,960	24,331	74,291	37,349
308452	Administrative Management 5	Anchorage	FT		APT - Exempt Employees	40.7%	139,254	56,676	195,930	98,502
308453	Safety Svcs-Police 2	Anchorage	FT		PERS - Classified	48.7%	68,674	33,444	102,118	51,339
308455	Safety Svcs-Emerg Dispatcher 1	Anchorage	FT		PERS - Classified	48.7%	55,660	27,106	82,766	41,610
308456	Safety Svcs-Emerg Dispatcher 1	Anchorage	FT		PERS - Classified	48.7%	56,290	27,413	83,703	42,081
308502	Maint Service Workr III (MSW3)	Anchorage	FT		AHECTE- Labor Trades & Crafts	44.5%	39,216	17,451	56,667	28,489
308503	Crafts & Trades III (CT3)	Anchorage	FT		AHECTE- Labor Trades & Crafts	44.5%	64,221	28,578	92,799	46,654
308504	Administrative Management 1	Anchorage	FT		APT - Exempt Employees	40.7%	70,748	28,794	99,542	50,044
308505	Crafts & Trades III (CT3)	Anchorage	FT		AHECTE- Labor Trades & Crafts	44.5%	64,222	28,579	92,801	46,655
308506	Crafts & Trades II (CT2)	Anchorage	FT		AHECTE- Labor Trades & Crafts	44.5%	58,143	25,874	84,017	42,239
308507	Crafts & Trades I (CT1)	Anchorage	FT		AHECTE- Labor Trades & Crafts	44.5%	46,824	20,837	67,661	34,016
308508	Fac Svcs-MO&U Supervisor 4	Anchorage	FT		APT - Exempt Employees	40.7%	79,746	32,457	112,203	56,409
308509	Maint Service Worker IV (MSW4)	Anchorage	FT		AHECTE- Labor Trades & Crafts	44.5%	41,606	18,515	60,121	30,225
308513	Crafts & Trades III (CT3)	Anchorage	FT		AHECTE- Labor Trades & Crafts	44.5%	60,511	26,927	87,438	43,959
308514	Crafts & Trades III (CT3)	Anchorage	FT		AHECTE- Labor Trades & Crafts	44.5%	64,222	28,579	92,801	46,655
308515	Crafts & Trades II (CT2)	Anchorage	FT		AHECTE- Labor Trades & Crafts	44.5%	71,369	31,759	103,128	51,847
308517	Fac Svcs-MO&U Supervisor 4	Anchorage	FT		APT - Exempt Employees	40.7%	64,693	26,330	91,023	45,761
308518	Maint Service Worker IV (MSW4)	Anchorage	FT		AHECTE- Labor Trades & Crafts	44.5%	44,162	19,652	63,814	32,082
308519	Crafts & Trades III (CT3)	Anchorage	FT		AHECTE- Labor Trades & Crafts	44.5%	61,707	27,460	89,167	44,828
308520	Fac Engineering 5	Anchorage	FT		APT - Exempt Employees	40.7%	82,138	33,430	115,568	58,101
308522	Library Technician 3	Anchorage	FT		PERS - Classified	48.7%	44,330	21,589	65,919	33,140
308525	Fiscal Professional 3	Anchorage	FT		APT - Exempt Employees	40.7%	75,068	30,553	105,621	53,100
308528	Fac Engineering 6	Anchorage	FT		APT - Exempt Employees	40.7%	93,484	38,048	131,532	66,126
308529	Fac Engineering 5	Anchorage	FT		APT - Exempt Employees	40.7%	96,342	39,211	135,553	68,148
308530	Fac Engineering 3	Anchorage	FT		APT - Exempt Employees	40.7%	85,526	34,809	120,335	60,497
308531	Fac Svcs-MO&U Supervsr 3 (NE)	Anchorage	FT		PERS - Classified	48.7%	57,412	27,960	85,372	42,920
308532	Fac Engineering 7	Anchorage	FT		APT - Exempt Employees	40.7%	89,864	36,575	126,439	63,566
308533	Admin Specialist 3	Anchorage	FT		APT - Exempt Employees	40.7%	55,740	22,686	78,426	39,428
308534	Crafts & Trades III (CT3)	Anchorage	FT		AHECTE- Labor Trades & Crafts	44.5%	71,369	31,759	103,128	51,847
308536	Professor	Anchorage	FT		United Academics BU	29.8%	89,258	26,599	115,857	58,246

Personal Services Expenditure Detail
University of Alaska

Component: Anchorage Campus (753)
RDU: University of Alaska Anchorage (235)

Notes:

1. If a position is split, an asterisk (*) will appear in the Split/Count column. If the split position is also counted in the component, two asterisks (**) will appear in the column.
2. "Pool" PCN refers to UA temporary positions, such as adjunct faculty; student employees; and other non-permanent staff. Multiple incumbents share the same labor pool position number and pooled budget.

PCN	Job Class Title	Location	Time Status	Split/ Count	Employee Class	Benefit Rate	Annual Budgeted Salary	Annual Benefits	Total Costs	UGF Estimate
308537	Crafts & Trades II (CT2)	Anchorage	FT		AHECTE- Labor Trades & Crafts	44.5%	54,810	24,390	79,200	39,817
308538	Crafts & Trades III (CT3)	Anchorage	FT		AHECTE- Labor Trades & Crafts	44.5%	59,316	26,396	85,712	43,091
308539	Maint Service Workr III (MSW3)	Anchorage	FT		AHECTE- Labor Trades & Crafts	44.5%	36,974	16,453	53,427	26,860
308540	Student Svcs Professional 3	Anchorage	FT		APT - Exempt Employees	40.7%	54,660	22,247	76,907	38,664
308542	Admin Generalist 3	Anchorage	FT		PERS - Classified	48.7%	45,706	22,259	67,965	30,068
308543	Fiscal Professional 2	Anchorage	FT		APT - Exempt Employees	40.7%	62,175	25,305	87,480	25,508
308544	Fiscal Manager 1	Anchorage	FT		APT - Exempt Employees	40.7%	72,168	29,372	101,540	51,048
308545	FAC Svcs Drafting 1	Anchorage	FT		PERS - Classified	48.7%	56,290	27,413	83,703	42,081
308547	Admin Specialist 2	Anchorage	FT		PERS - Classified	48.7%	64,694	31,506	96,200	48,364
308548	Student Svcs Manager 2	Anchorage	FT		APT - Exempt Employees	40.7%	90,754	36,937	127,691	64,195
308549	IS Net Technician 7	Anchorage	FT		PERS - Classified	48.7%	56,883	27,702	84,585	42,524
308550	Professor	Anchorage	FT		United Academics BU	29.8%	120,099	35,790	155,889	78,371
308552	Safety Svcs-Parking 1	Anchorage	FT		PERS - Classified	48.7%	36,729	17,887	54,616	0
308554	Crafts & Trades III (CT3)	Anchorage	FT		AHECTE- Labor Trades & Crafts	44.5%	61,707	27,460	89,167	44,828
308556	Assistant Professor	Anchorage	FT		United Academics BU	29.8%	87,295	26,014	113,309	56,965
308557	Term Asst Professor	Anchorage	FT		United Academics BU	29.8%	68,681	20,467	89,148	44,818
308558	Fiscal Professional 1	Anchorage	FT		PERS - Classified	48.7%	82,138	40,001	122,139	61,404
308559	Library Technician 2	Anchorage	FT		PERS - Classified	48.7%	35,966	17,515	53,481	26,887
308560	Associate Professor	Anchorage	FT		United Academics BU	29.8%	101,238	30,169	131,407	66,064
308561	Assistant Professor	Anchorage	FT		United Academics BU	29.8%	92,278	27,499	119,777	60,217
308562	Assistant Professor	Anchorage	FT		United Academics BU	29.8%	30,384	9,054	39,438	19,827
308563	Student Svcs Professional 2	Anchorage	FT		PERS - Classified	48.7%	62,810	30,588	93,398	46,955
308564	Admin Generalist 1	Anchorage	FT		PERS - Classified	48.7%	33,258	16,197	49,455	24,863
308565	Research Professional 4	Anchorage	FT		APT - Exempt Employees	40.7%	103,307	42,046	145,353	73,075
308567	Associate Professor	Anchorage	FT		United Academics BU	29.8%	117,081	34,890	151,971	76,402
308569	Associate Professor	Anchorage	FT		United Academics BU	29.8%	63,630	18,962	82,592	41,522
308570	Associate Professor	Anchorage	FT		United Academics BU	29.8%	63,630	18,962	82,592	41,522
308571	Associate Professor	Anchorage	FT		United Academics BU	29.8%	72,888	21,721	94,609	47,564
308572	Associate Professor	Anchorage	FT		United Academics BU	29.8%	84,228	25,100	109,328	54,964
308573	Associate Professor	Anchorage	FT		United Academics BU	29.8%	47,471	14,146	61,617	30,978

Personal Services Expenditure Detail
University of Alaska

Component: Anchorage Campus (753)
RDU: University of Alaska Anchorage (235)

Notes:

1. If a position is split, an asterisk (*) will appear in the Split/Count column. If the split position is also counted in the component, two asterisks (**) will appear in the column.
2. "Pool" PCN refers to UA temporary positions, such as adjunct faculty; student employees; and other non-permanent staff. Multiple incumbents share the same labor pool position number and pooled budget.

PCN	Job Class Title	Location	Time Status	Split/ Count	Employee Class	Benefit Rate	Annual Budgeted Salary	Annual Benefits	Total Costs	UGF Estimate
308574	Professor	Anchorage	FT		United Academics BU	29.8%	86,725	25,844	112,569	56,593
308575	Associate Professor	Anchorage	FT		United Academics BU	29.8%	100	0	100	0
309005	Administrative Management 3	Anchorage	FT		APT - Exempt Employees	40.7%	73,650	29,976	103,626	0
309015	Campus Services Retail 4	Anchorage	FT		APT - Exempt Employees	40.7%	50,468	20,540	71,008	0
309045	Campus Services Retail 4 (NE)	Anchorage	FT		PERS - Classified	48.7%	50,976	24,825	75,801	0
309050	Campus Services Retail 5	Anchorage	FT		APT - Exempt Employees	40.7%	55,189	22,462	77,651	0
309055	Admin Generalist 2	Anchorage	FT		PERS - Classified	48.7%	47,061	22,919	69,980	0
309125	Safety Svcs-Parking 1	Anchorage	FT		PERS - Classified	48.7%	35,967	17,516	53,483	0
309145	Admin Generalist 4	Anchorage	FT		PERS - Classified	48.7%	55,740	27,145	82,885	4,167
309155	Student Svcs Manager 2	Anchorage	FT		APT - Exempt Employees	40.7%	97,295	39,599	136,894	0
309160	Campus Services Retail 3	Anchorage	FT		APT - Exempt Employees	40.7%	100	0	100	0
309170	Maint Service Worker IV (MSW4)	Anchorage	FT		AHECTE- Labor Trades & Crafts	44.5%	45,043	20,044	65,087	0
309175	Crafts & Trades II (CT2)	Anchorage	FT		AHECTE- Labor Trades & Crafts	44.5%	56,990	25,361	82,351	0
309186	Admin Specialist 3	Anchorage	FT		APT - Exempt Employees	40.7%	70,749	28,795	99,544	0
309190	Safety Svcs-Police 2	Anchorage	FT		PERS - Classified	48.7%	57,393	27,950	85,343	42,906
309192	Fiscal Professional 2	Anchorage	FT		APT - Exempt Employees	40.7%	58,027	23,617	81,644	0
309193	Admin Generalist 4	Anchorage	FT		PERS - Classified	48.7%	59,761	29,104	88,865	0
309194	Campus Services Retail 2	Anchorage	FT		PERS - Classified	48.7%	36,328	17,692	54,020	0
309195	Campus Services Retail 1	Anchorage	FT		PERS - Classified	48.7%	33,930	16,524	50,454	0
309196	Fiscal Technician 3	Anchorage	FT		PERS - Classified	48.7%	51,463	25,062	76,525	0
309197	Fiscal Technician 3	Anchorage	FT		PERS - Classified	48.7%	47,547	23,155	70,702	0
309198	Campus Services Retail 4	Anchorage	FT		APT - Exempt Employees	40.7%	51,971	21,152	73,123	0
309199	Crafts & Trades II (CT2)	Anchorage	FT		AHECTE- Labor Trades & Crafts	44.5%	58,143	25,874	84,017	0
309200	Campus Services Retail 3	Anchorage	FT		APT - Exempt Employees	40.7%	48,521	19,748	68,269	0
309201	Student Svcs Professional 3	Anchorage	FT		APT - Exempt Employees	40.7%	45,898	18,680	64,578	32,466
309203	Administrative Management 2	Anchorage	FT		APT - Exempt Employees	40.7%	76,613	31,181	107,794	0
309204	Campus Services Retail 4 (NE)	Anchorage	FT		PERS - Classified	48.7%	54,659	26,619	81,278	0
309210	Admin Generalist 2	Anchorage	FT		PERS - Classified	48.7%	28,142	13,705	41,847	0
309301	Director (Academic-Faculty)	Anchorage	FT		Non-Represented Faculty	26.2%	135,330	35,456	170,786	85,861
309302	Training & Development 4	Anchorage	FT		APT - Exempt Employees	40.7%	64,059	26,072	90,131	45,313

Personal Services Expenditure Detail
University of Alaska

Component: Anchorage Campus (753)
RDU: University of Alaska Anchorage (235)

Notes:

1. If a position is split, an asterisk (*) will appear in the Split/Count column. If the split position is also counted in the component, two asterisks (**) will appear in the column.
2. "Pool" PCN refers to UA temporary positions, such as adjunct faculty; student employees; and other non-permanent staff. Multiple incumbents share the same labor pool position number and pooled budget.

PCN	Job Class Title	Location	Time Status	Split/ Count	Employee Class	Benefit Rate	Annual Budgeted Salary	Annual Benefits	Total Costs	UGF Estimate
309304	Campus Services Generalist 2	Anchorage	FT		PERS - Classified	48.7%	24,466	11,915	36,381	18,290
309306	Term Professor	Anchorage	FT		United Academics BU	29.8%	57,570	17,156	74,726	37,568
309307	Training & Development 2	Anchorage	FT		PERS - Classified	48.7%	11,185	5,447	16,632	8,362
309308	Research Professional 2	Anchorage	FT		APT - Exempt Employees	40.7%	100	0	100	0
309309	Admin Specialist 4	Anchorage	FT		APT - Exempt Employees	40.7%	85,526	34,809	120,335	60,497
309310	Student Svcs Professional 2	Anchorage	FT		PERS - Classified	48.7%	50,976	24,825	75,801	38,108
309312	Admin Generalist 4	Anchorage	FT		PERS - Classified	48.7%	56,448	27,490	83,938	42,199
309313	Admin Generalist 4	Anchorage	FT		PERS - Classified	48.7%	59,306	28,882	88,188	44,336
309316	Student Svcs Professional 3	Anchorage	FT		APT - Exempt Employees	40.7%	72,167	29,372	101,539	51,048
309317	Training & Development 4	Anchorage	FT		APT - Exempt Employees	40.7%	72,373	29,456	101,829	51,193
309319	Broadcast/Media Technician 4	Anchorage	FT		PERS - Classified	48.7%	22,060	10,743	32,803	16,492
309320	Training & Development 4	Anchorage	FT		APT - Exempt Employees	40.7%	75,871	30,879	106,750	53,668
309321	Assistant Professor	Anchorage	FT		United Academics BU	29.8%	71,963	21,445	93,408	46,960
309323	Mental Health Provider 2	Anchorage	FT		APT - Exempt Employees	40.7%	33,302	13,554	46,856	23,556
309325	Term Instructor	Anchorage	FT		United Academics BU	29.8%	46,290	13,794	60,084	30,207
309326	Mental Health Provider 2	Anchorage	FT		APT - Exempt Employees	40.7%	100	0	100	0
309327	Research Professional 2	Anchorage	FT		APT - Exempt Employees	40.7%	16,710	6,801	23,511	0
309328	Mental Health Provider 2	Anchorage	FT		APT - Exempt Employees	40.7%	74,348	30,260	104,608	0
309330	Student Svcs Professional 2	Anchorage	FT		PERS - Classified	48.7%	51,442	25,052	76,494	38,457
309331	Physical Health Provider 2	Anchorage	FT		PERS - Classified	48.7%	42,216	20,559	62,775	0
309332	Mental Health Provider 4	Anchorage	FT		APT - Exempt Employees	40.7%	74,605	30,364	104,969	0
309333	Term Instructor	Anchorage	FT		Non-Represented Faculty	26.2%	90,225	23,639	113,864	46,940
309334	Assistant Professor	Anchorage	FT		United Academics BU	29.8%	100	0	100	0
309335	Admin Generalist 2	Anchorage	FT		PERS - Classified	48.7%	100	0	100	0
309338	Administrative Management 3	Anchorage	FT		APT - Exempt Employees	40.7%	73,649	29,975	103,624	15,628
309339	Physical Health Provider 4	Anchorage	FT		APT - Exempt Employees	40.7%	79,222	32,243	111,465	0
309341	Administrative Professional 3	Anchorage	FT		APT - Exempt Employees	40.7%	83,810	34,111	117,921	59,284
309342	Term Instructor	Anchorage	FT		United Academics BU	29.8%	63,630	18,962	82,592	41,522
309343	Admin Specialist 2	Anchorage	FT		PERS - Classified	48.7%	61,562	29,981	91,543	5,983
309346	Physical Health Provider 2	Anchorage	FT		PERS - Classified	48.7%	100	0	100	0

Personal Services Expenditure Detail
University of Alaska

Component: Anchorage Campus (753)
RDU: University of Alaska Anchorage (235)

Notes:

1. If a position is split, an asterisk (*) will appear in the Split/Count column. If the split position is also counted in the component, two asterisks (**) will appear in the column.
2. "Pool" PCN refers to UA temporary positions, such as adjunct faculty; student employees; and other non-permanent staff. Multiple incumbents share the same labor pool position number and pooled budget.

PCN	Job Class Title	Location	Time Status	Split/ Count	Employee Class	Benefit Rate	Annual Budgeted Salary	Annual Benefits	Total Costs	UGF Estimate
309347	Fiscal Technician 4	Anchorage	FT		PERS - Classified	48.7%	45,357	22,089	67,446	6,103
309348	Research Professional 4	Anchorage	FT		APT - Exempt Employees	40.7%	86,372	35,153	121,525	0
309349	IS Ops Technician 2	Anchorage	FT		PERS - Classified	48.7%	46,480	22,636	69,116	34,747
309350	Student Svcs Manager 2	Anchorage	FT		APT - Exempt Employees	40.7%	75,067	30,552	105,619	53,099
309351	Student Svcs Technician 3	Anchorage	FT		PERS - Classified	48.7%	58,026	28,259	86,285	43,379
309353	Physical Health Provider 3	Anchorage	FT		APT - Exempt Employees	40.7%	68,673	27,950	96,623	0
309354	Admin Specialist 3	Anchorage	FT		APT - Exempt Employees	40.7%	40,682	16,558	57,240	28,777
309356	Term Asst Professor	Anchorage	FT		United Academics BU	29.8%	70,339	20,961	91,300	45,900
309357	Training & Development 4	Anchorage	FT		APT - Exempt Employees	40.7%	64,695	26,331	91,026	0
309358	Term Instructor	Anchorage	FT		United Academics BU	29.8%	47,976	14,297	62,273	31,307
309359	Training & Development 4	Anchorage	FT		APT - Exempt Employees	40.7%	78,201	31,828	110,029	55,316
309363	Fiscal Professional 2	Anchorage	FT		APT - Exempt Employees	40.7%	55,740	22,686	78,426	22,079
309364	Term Assoc Professor	Anchorage	FT		Non-Represented Faculty	26.2%	90,221	23,638	113,859	14,310
309365	Term Instructor	Anchorage	FT		United Academics BU	29.8%	57,570	17,156	74,726	37,568
309366	Research Technician 2	Anchorage	FT		PERS - Classified	48.7%	22,855	11,130	33,985	17,086
309369	Assistant Professor	Anchorage	FT		United Academics BU	29.8%	65,649	19,563	85,212	42,840
309371	Student Svcs Manager 1	Anchorage	FT		APT - Exempt Employees	40.7%	55,190	22,462	77,652	0
309372	Student Svcs Professional 2	Anchorage	FT		PERS - Classified	48.7%	41,952	20,431	62,383	0
309373	Admin Generalist 3	Anchorage	FT		PERS - Classified	48.7%	25,785	12,557	38,342	0
309374	Physical Health Provider 4	Anchorage	FT		APT - Exempt Employees	40.7%	79,222	32,243	111,465	0
309375	Mental Health Provider 1	Anchorage	FT		APT - Exempt Employees	40.7%	48,724	19,831	68,555	0
309376	Mental Health Provider 2	Anchorage	FT		APT - Exempt Employees	40.7%	55,335	22,521	77,856	0
309377	Admin Generalist 2	Anchorage	FT		PERS - Classified	48.7%	46,594	22,691	69,285	34,833
309378	Term Instructor	Anchorage	FT		United Academics BU	29.8%	55,550	16,554	72,104	36,250
309379	Term Instructor	Anchorage	FT		United Academics BU	29.8%	57,570	17,156	74,726	37,568
309382	Admin Generalist 2	Anchorage	FT		PERS - Classified	48.7%	30,173	14,694	44,867	22,557
309383	Term Instructor	Anchorage	FT		United Academics BU	29.8%	57,570	17,156	74,726	37,568
309384	Research Professional 2	Anchorage	FT		APT - Exempt Employees	40.7%	58,027	23,617	81,644	10,262
309385	Research Professional 3	Anchorage	FT		APT - Exempt Employees	40.7%	72,929	29,682	102,611	20,634
309425	Research Professional 4	Anchorage	FT		APT - Exempt Employees	40.7%	74,348	30,260	104,608	52,591

Personal Services Expenditure Detail
University of Alaska

Component: Anchorage Campus (753)
RDU: University of Alaska Anchorage (235)

Notes:

1. If a position is split, an asterisk (*) will appear in the Split/Count column. If the split position is also counted in the component, two asterisks (**) will appear in the column.
2. "Pool" PCN refers to UA temporary positions, such as adjunct faculty; student employees; and other non-permanent staff. Multiple incumbents share the same labor pool position number and pooled budget.

PCN	Job Class Title	Location	Time Status	Split/Count	Employee Class	Benefit Rate	Annual Budgeted Salary	Annual Benefits	Total Costs	UGF Estimate
309426	Research Professional 3	Anchorage	FT		APT - Exempt Employees	40.7%	59,147	24,073	83,220	41,838
309427	Research Professional 2	Anchorage	FT		APT - Exempt Employees	40.7%	54,703	22,264	76,967	38,695
485801	Student Svcs Professional 2	Anchorage	FT	*	PERS - Classified	48.7%	29,914	14,568	44,482	22,363
POOL	Adjunct Faculty	Anchorage	PT	*	Non-Represented Adjunct Faculty	0.0%	1,120,007	46,449	1,166,455	586,425
POOL	Adjunct Faculty	Anchorage	PT		UNAD Adjunct Faculty	10.9%	4,705,545	191,839	4,897,384	2,462,114
POOL	UA Labor Pool	Anchorage	PT	*	Labor Pool	0.0%	17,638,822	0	17,638,822	7,803,623
Total Position Costs							113,318,564	32,845,636	146,164,200	68,447,063

Full Time Positions:	1,315
Part Time Positions:	<u>37</u>
Positions in Component:	1,352

Federal Receipts (1002)	3,593,887
General Fund Receipts (1004)	68,447,063
Interagency Receipts (1007)	740,009
University Receipts (1048)	67,550,226
UA Intra-agency Transfers (1174)	<u>5,833,016</u>
UA Funding	146,164,200

State of Alaska FY2021 Governor's Operating Budget

University of Alaska Small Business Development Center Component Budget Summary

Component: Small Business Development Center

Contribution to Department's Mission

The Alaska Small Business Development Center and the Alaska Procurement Technical Assistance Center each report through the suite of programs housed within the UAA Business Enterprise Institute (BEI). The BEI serves as a bridge between expertise and talents linking the University (faculty, staff, and students across all disciplines) to address community and business development needs across Alaska and the globe.

The Alaska Small Business Development Center (SBDC) program has provided a direct link between UAA and businesses, entrepreneurs, and leaders throughout Alaska since 1986. This link, and the successful results of the SBDC, are tangible evidence of UAA's impacts locally, regionally and statewide. The Alaska SBDC contributes directly to UAA's 2018 strategic plan in its collaborative efforts to form productive partnerships with public entities and private industries and to enhance Alaska's communities and economic growth. The SBDC network serves the needs of Alaska's business community and nascent entrepreneurs by providing free and confidential business advising, workshops, computer labs, and business resource libraries. In addition, the SBDC network is comprised of programs including: Buy Alaska, Alaska Lemonade Day, and the Technology Research and Development Center (TREND). The Alaska SBDC has offices in Anchorage, Fairbanks, Juneau, Ketchikan, Homer, Soldotna and Wasilla. Through its statewide outreach the Alaska SBDC supports businesses at all levels of development in finding pathways to sustainable growth and through these efforts enhances a more sustainable economy across Alaska.

The Alaska Procurement Technical Assistance Center (PTAC) was established in 1986 as part of the Procurement Technical Assistance Program (PTAP) created by the U.S. Department of Defense. A member of the national Association of Procurement Technical Assistance Centers (APTAC), the Alaska PTAC provides businesses with the training and tools needed to compete and perform successfully on federal, state, and local government contracts. Since its founding, the Alaska PTAC has contributed to the growth of its client firms and Alaska's economy by providing personalized counseling and procurement assistance of the highest quality and relevance. Utilizing up-to-date market research, its award-winning Bid Match program, on-going technical support, its national network of procurement specialists, and by supplying targeted government program assistance, Alaska PTAC has helped businesses across the state navigate the often complex and difficult process of qualifying for and winning government contracts. The Alaska PTAC has offices in Anchorage and Fairbanks, and delivers services throughout the state.

Core Services

- Provide one-on-one counseling, informational seminars, resource referral, and affiliate program introductions.
- Coordinate public and private resources to strengthen the overall business community.
- Conduct market research tailored to client needs.
- Encourage in-state purchases of goods and services through a multi-media public awareness campaign (BUY ALASKA) and by assisting Alaska businesses, government entities and consumers in finding competitive, local sources for goods and services previously purchased outside Alaska.
- Provide entrepreneurial training to K-12 youth via the Alaska Lemonade Day program.
- Provide procurement training, counseling, and solicitation support throughout the state, and help inform Alaskan businesses of government contracting opportunities through our award-winning Bid Match program.
- Key Outcomes
- Long-term business development assistance: high-value, one-on-one and long-term relational assistance is key to generating positive economic impacts.
- SBDC and PTAC counselors work with thousands of Alaskans annually. Through these ongoing efforts, greater efficiencies are found and stronger impacts result from consistent high-quality assistance delivery.
- SBDC and PTAC professionals are results oriented having both personal and organizational metrics to delivery on monthly, quarterly and annually. All professionals are graded on the impacts their individual clients provide to our collective economy.

Major Component Accomplishments in 2019

See University of Alaska Anchorage RDU

Key Component Challenges

See University of Alaska Anchorage RDU

Significant Changes in Results to be Delivered in FY2021

See University of Alaska Anchorage RDU

Statutory and Regulatory Authority

No statutes and regulations.

Contact Information
<p>Contact: Michelle Rizk, Vice President, University Relations Phone: (907) 450-8187 E-mail: marizk@alaska.edu</p>

Component Detail All Funds
University of Alaska

Component: Small Business Development Center (2911)
RDU: University of Alaska Anchorage (235)

Non-Formula Component

	FY2019 Actuals	FY2020 Conference Committee	FY2020 Authorized	FY2020 Management Plan	FY2021 Governor	FY2020 Management Plan vs FY2021 Governor	
71000 Personal Services	1,197.4	2,430.0	2,430.0	2,430.0	2,430.0	0.0	0.0%
72000 Travel	40.2	53.0	53.0	53.0	53.0	0.0	0.0%
73000 Services	1,256.1	1,033.0	1,033.0	1,033.0	1,033.0	0.0	0.0%
74000 Commodities	17.5	168.6	168.6	168.6	168.6	0.0	0.0%
75000 Capital Outlay	0.0	0.0	0.0	0.0	0.0	0.0	0.0%
77000 Grants, Benefits	0.0	0.0	0.0	0.0	0.0	0.0	0.0%
78000 Miscellaneous	0.0	0.0	0.0	0.0	0.0	0.0	0.0%
Totals	2,511.2	3,684.6	3,684.6	3,684.6	3,684.6	0.0	0.0%
Fund Sources:							
1002 Fed Rcpts (Fed)	712.2	1,200.0	1,200.0	1,200.0	1,200.0	0.0	0.0%
1004 Gen Fund (UGF)	959.6	959.6	959.6	959.6	959.6	0.0	0.0%
1007 I/A Rcpts (Other)	0.0	250.0	250.0	250.0	250.0	0.0	0.0%
1048 Univ Rcpt (DGF)	189.2	550.0	550.0	550.0	550.0	0.0	0.0%
1174 UA I/A (Other)	650.2	725.0	725.0	725.0	725.0	0.0	0.0%
Unrestricted General (UGF)	959.6	959.6	959.6	959.6	959.6	0.0	0.0%
Designated General (DGF)	189.2	550.0	550.0	550.0	550.0	0.0	0.0%
Other Funds	650.2	975.0	975.0	975.0	975.0	0.0	0.0%
Federal Funds	712.2	1,200.0	1,200.0	1,200.0	1,200.0	0.0	0.0%
Positions:							
Permanent Full Time	0	0	0	0	0	0	0.0%
Permanent Part Time	0	0	0	0	0	0	0.0%
Non Permanent	0	0	0	0	0	0	0.0%

Change Record Detail - Multiple Scenarios with Descriptions
University of Alaska

Component: Small Business Development Center (2911)
RDU: University of Alaska Anchorage (235)

Scenario/Change Record Title	Trans Type	Totals	Personal Services	Travel	Services	Commodities	Capital Outlay	Grants, Benefits	Miscellaneous	Positions		NP
										PFT	PPT	
***** Changes From FY2020 Conference Committee To FY2020 Authorized *****												
FY2020 Conference Committee												
ConfCom		3,684.6	2,430.0	53.0	1,033.0	168.6	0.0	0.0	0.0	0	0	0
1002 Fed Rcpts	1,200.0											
1004 Gen Fund	959.6											
1007 I/A Rcpts	250.0											
1048 Univ Rcpt	550.0											
1174 UA I/A	725.0											
Subtotal		3,684.6	2,430.0	53.0	1,033.0	168.6	0.0	0.0	0.0	0	0	0
***** Changes From FY2020 Management Plan To FY2021 Governor *****												
Totals		3,684.6	2,430.0	53.0	1,033.0	168.6	0.0	0.0	0.0	0	0	0

Personal Services Expenditure Detail
University of Alaska

Component: Small Business Development Center (2911)

RDU: University of Alaska Anchorage (235)

Notes:

1. If a position is split, an asterisk (*) will appear in the Split/Count column. If the split position is also counted in the component, two asterisks (**) will appear in the column.
2. "Pool" PCN refers to UA temporary positions, such as adjunct faculty; student employees; and other non-permanent staff. Multiple incumbents share the same labor pool position number and pooled budget.

PCN	Job Class Title	Location	Time Status	Split/Count	Employee Class	Benefit Rate	Annual Budgeted Salary	Annual Benefits	Total Costs	UGF Estimate
POOL	UA Labor Pool	Anchorage	PT	*	Labor Pool	0.0%	2,430,000	0	2,430,000	340,200
Total Position Costs							2,430,000	-	2,430,000	340,200
Full Time Positions:		-								
Part Time Positions:		-								
Positions in Component:		-								
							Federal Receipts (1002)		1,238,400	
							General Fund Receipts (1004)		340,200	
							Interagency Receipts (1007)		258,000	
							University Receipts (1048)		567,600	
							UA Intra-agency Transfers (1174)		25,800	
							UA Funding		2,430,000	

State of Alaska FY2021 Governor's Operating Budget

University of Alaska University of Alaska Fairbanks Results Delivery Unit Budget Summary

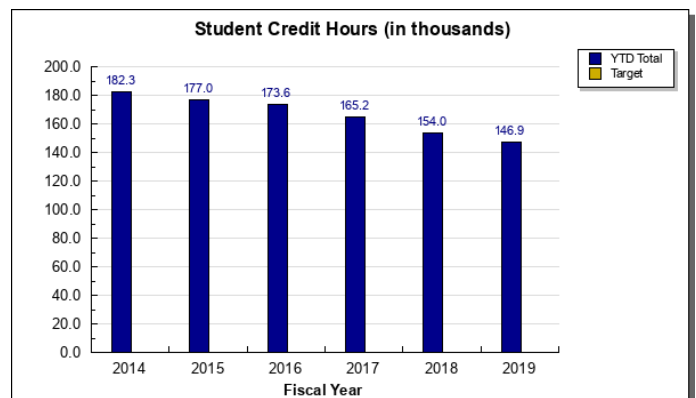
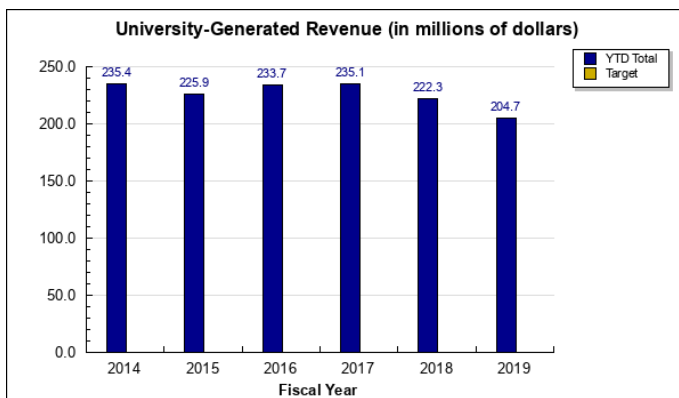
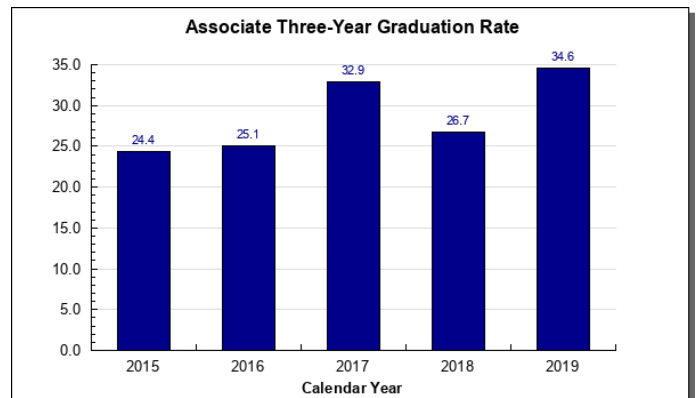
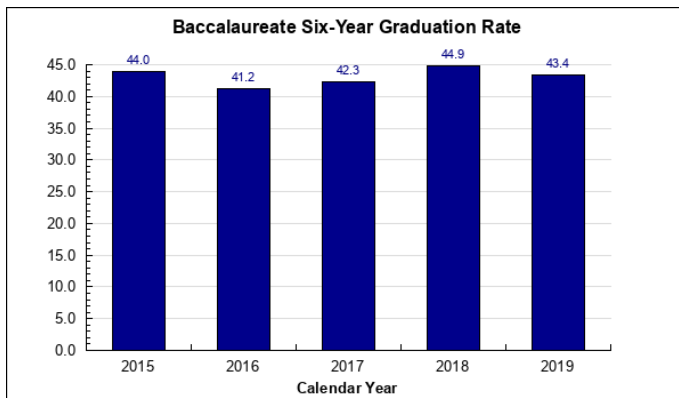
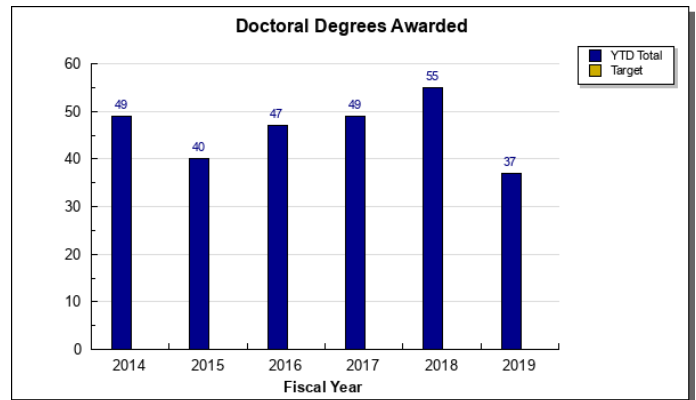
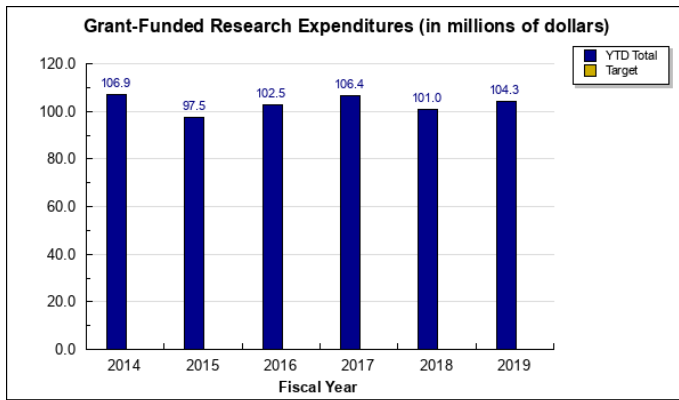
University of Alaska Fairbanks Results Delivery Unit

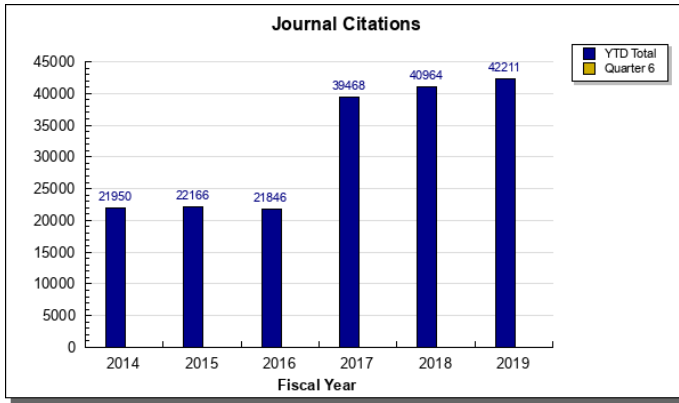
Contribution to Department's Mission

The University of Alaska Fairbanks (UAF) is a Land, Sea, and Space Grant university and an international center for research, education, and the arts, emphasizing the circumpolar North and its diverse peoples. UAF integrates teaching, research, and public service as it educates students for active citizenship and prepares them for lifelong learning and careers.

Results

(Additional performance information is available on the web at <https://omb.alaska.gov/results>.)





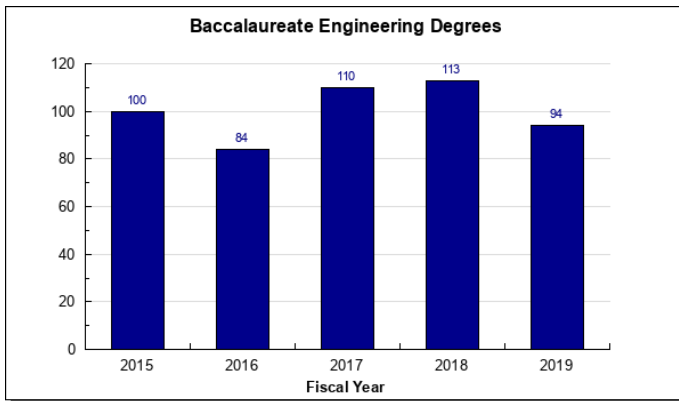
Core Services

- Serve Alaska's employers by enrolling and graduating students in high-demand job area degree and certificate programs, including those in engineering and health fields.
- Conduct research focused on Alaska and the circumpolar Arctic, leveraging university resources with external grants and contracts.
- Increase enrollment in doctoral degree programs.
- More credits enrolled per degree-seeking student per semester.
- Generate tuition and fee revenue consistent with maintaining access for low-income students and generate other revenue to the maximum extent possible and consistent with mission.
- Increase revenue generation from private gifts.
- Increase new student enrollment of first-time freshmen and transfer students.
- Increase student credit hour production facilitated by UAF eCampus.
- Increase efficiency in instructional expenditures per credit hour delivered.
- Publish research and scholarship, making the results widely available nationally and internationally.

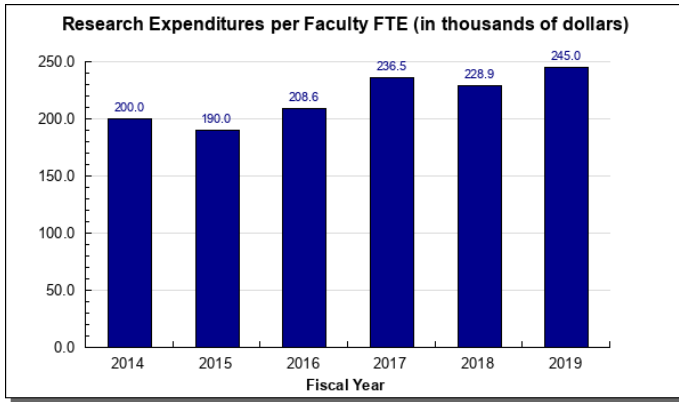
Measures by Core Service

(Additional performance information is available on the web at <https://omb.alaska.gov/results>.)

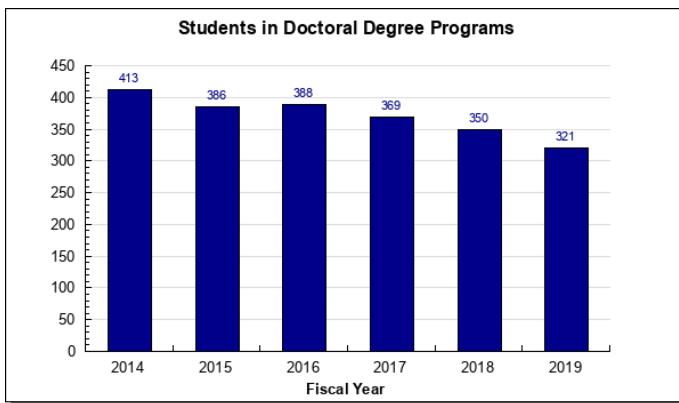
1. Serve Alaska's employers by enrolling and graduating students in high-demand job area degree and certificate programs, including those in engineering and health fields.



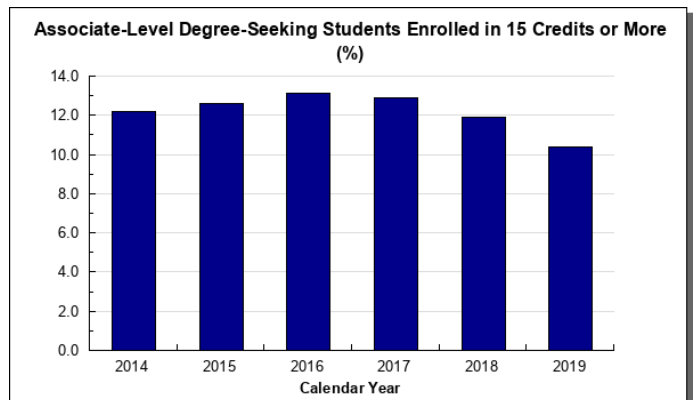
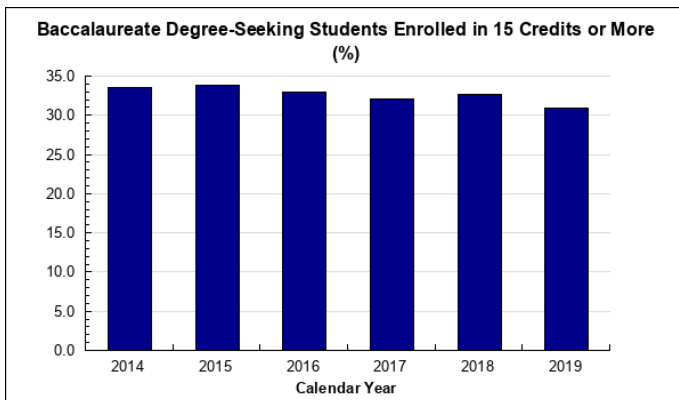
2. Conduct research focused on Alaska and the circumpolar Arctic, leveraging university resources with external grants and contracts.



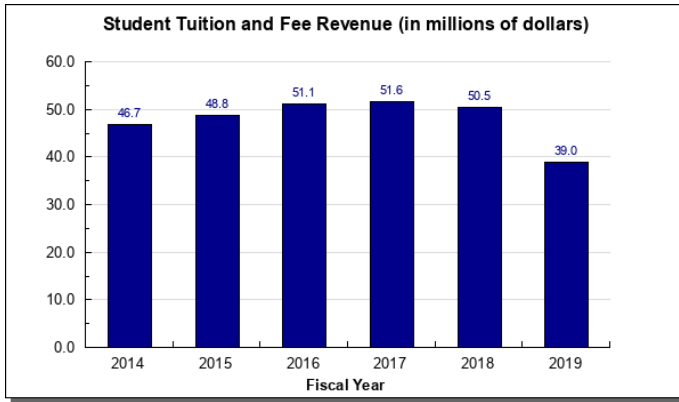
3. Increase enrollment in doctoral degree programs.



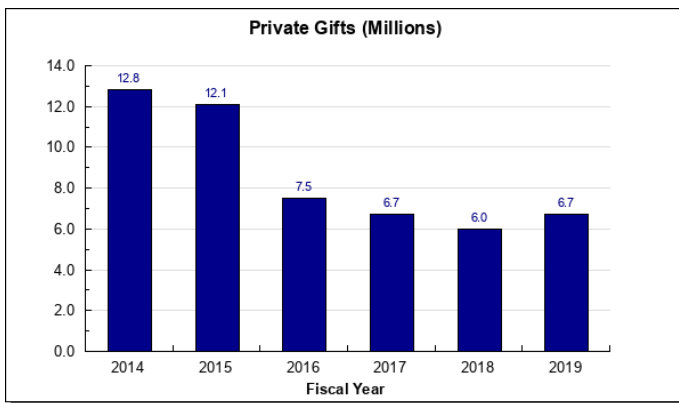
4. More credits enrolled per degree-seeking student per semester.



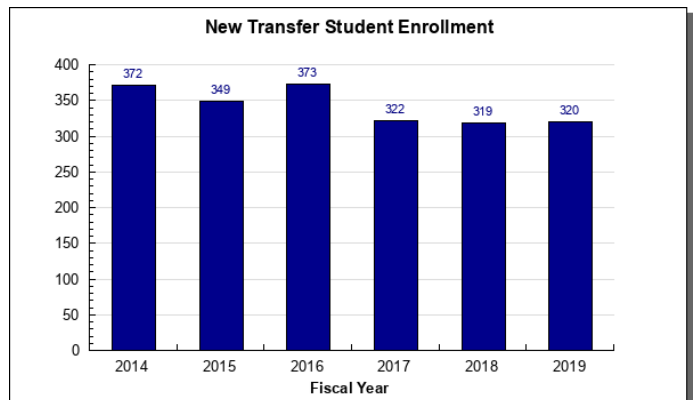
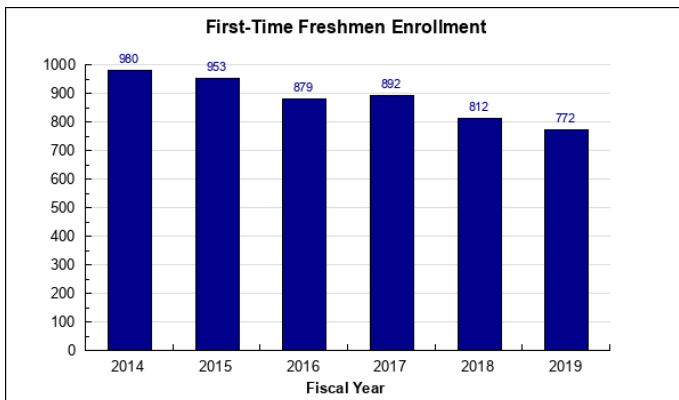
5. Generate tuition and fee revenue consistent with maintaining access for low-income students and generate other revenue to the maximum extent possible and consistent with mission.



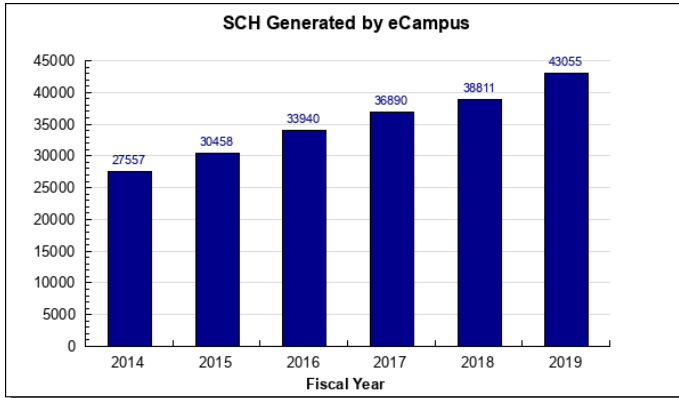
6. Increase revenue generation from private gifts.



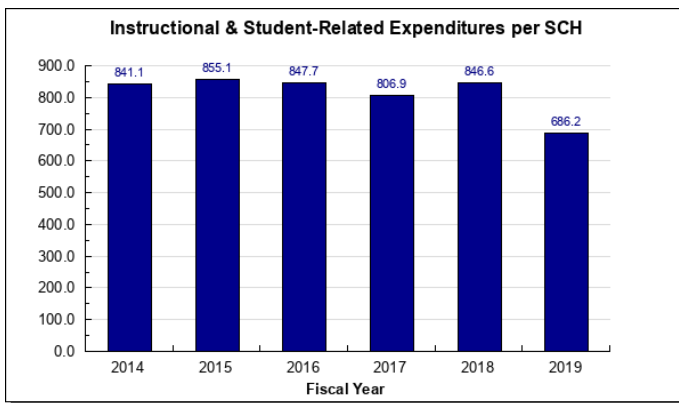
7. Increase new student enrollment of first-time freshmen and transfer students.



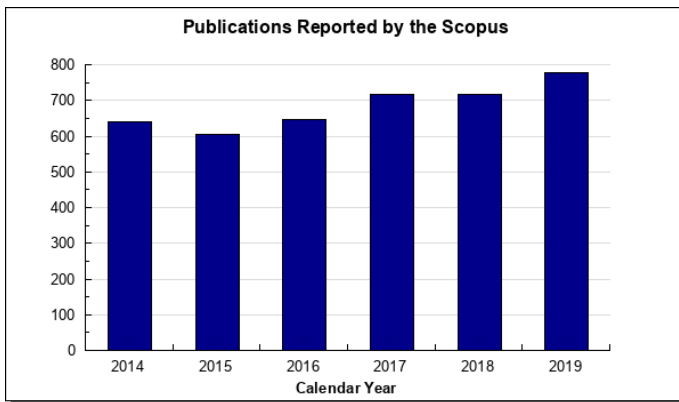
8. Increase student credit hour production facilitated by UAF eCampus.



9. Increase efficiency in instructional expenditures per credit hour delivered.



10. Publish research and scholarship, making the results widely available nationally and internationally.



Major RDU Accomplishments in 2019

UAF recently adopted a strategic plan that includes six goals: To (i) modernize the student experience; (ii) solidify our global leadership in Alaska Native and Indigenous programs; (iii) achieve Tier 1 research status; (iv) transform UAF’s intellectual property development and commercialization enterprise; (v) embrace and grow a culture of respect, diversity, inclusion and caring; and (vi) revitalize key academic programs.

Awards, Recognition, and Achievements

Paul McCarthy, professor of geology and the chair of the Geosciences Department, was nominated as a fellow of the Geological Society of America. GSA members are nominated in recognition of a sustained record of distinguished contributions to the geosciences.

Professor F. Stuart (Terry) Chapin was selected to receive the Volvo Environment Prize for his work to enhance sustainability of Alaska's rural communities. Since the first award in 1990 the Volvo Environment Prize has become one of the scientific world's most respected environmental prizes and includes a cash award of about \$150,000. See <http://www.environment-prize.com/>

In 2018, Bethel Extension agent Leif Albertson was a 1st Place National Winner in Environmental Education for his work on lead exposure in harvested game meat, awarded by the National Extension Association of Family and Consumer Sciences (NEAFCS). This is one of several community health issues Albertson has helped address.

Resource economist Josh Greenberg was part of a team that received the USDA National Institute of Food and Agriculture (NIFA) 2019 Partnership Award for Mission Integration of Research, Education and Extension. Greenberg and his team partner with communities to elevate Alaska's capacity to build and sustain a healthy food and physical environment to prevent obesity among young children.

UAF eCampus earned significant recognition from Quality Matters (QM), an international nonprofit organization that is recognized as a global leader in quality assurance for online education. In 2018, UAF was awarded the Online Learner Support Certification, verifying that all of the university's online programs provide critical services needed for learner success. UAF's online special education and teaching program also became the first (of any program) in the country to earn Exemplary Program status from QM.

Alaska's Biomedical Learning and Student Training program – which enhances capacity for undergraduate biomedical research training and efficacy for engaging students from diverse, especially rural Alaska, backgrounds in education and training for biomedical research careers – was renewed at more than \$16 million over five years.

The College of Fisheries and Ocean Sciences envisioned and created the interdisciplinary Alaska Blue Economy Center (ABEC), which aims to boost Alaska's blue economy by serving as a resource and support center for research, instruction and outreach related to Alaska's vast aquatic resources and ecosystems.

On Nov. 15, 2018, the Alaska and Polar Regions Collections and Archives (APRCA) Digital Repository (archives.library.uaf.edu) went live to the public. This repository was funded by a \$200,000 National Endowment for the Humanities (NEH) grant and took two years to develop.

UAF academic rankings:

18th: World's Best Small Universities, Times Higher Education Survey

10th: Return on Investment: Engineering Majors Instate Students, Payscale.com

16th: Best Online Associate's in Early Childhood Education Degree Programs, The Best Schools

UAF research rankings:

1st Worldwide Rank in Number of Publications and Citations of Peer-reviewed Arctic Research

5th: Earth Sciences, NSF Higher Education Research and Development Survey

Examples of ranked schools that UAF outranks: UW, OSU, Caltech, Penn State, UCLA, USC, Berkeley, Johns Hopkins, Harvard, Yale, Boston U., Princeton.

9th: Oceanography, NSF Higher Education Research and Development Survey

Examples of ranked schools that UAF outranks: OSU, Rutgers, UT Austin, MIT, Duke, Johns Hopkins, Stanford, UC Davis

13th: Astronomy, NSF Higher Education Research and Development Survey

Examples of ranked schools that UAF outranks: UW, OSU, Cornell, Princeton, Columbia, Texas A&M, Yale, Boston U.

Academic Programs, Enrollment and Graduation

UAF conferred 1,432 degrees, including 282 undergraduate certificates or licensures, 253 associate degrees, 602 bachelor's degrees, 210 master's degrees and 37 doctorates.

As of September 2018, fall enrollment at UAF echoed a dip seen throughout the University of Alaska system, with both student numbers and total credit hours on the decline. Student headcount fell 4.4 percent compared to a year earlier, while overall credit hours slipped 5.7 percent. While enrollments have dipped, UAF has invested in several enrollment initiatives, including an extensive Strategic Enrollment Planning process. These initiatives are already starting to show effects in the fall 2019 enrollment numbers.

UAF's eCampus enrollment continued to grow, with an increase of 7 percent in student headcount and 11 percent in student credit hours. Through collaboration with the academic units, eCampus now offers six graduate degrees, 10 bachelor's degrees, six associate's degrees, six undergraduate certificates, seven occupational endorsements and 20 minors as fully online programs.

UAF's six-year baccalaureate student graduation rate was almost 44 percent, the same as 2018 and a 15-percentage point improvement since FY2008. UAF's three-year, first-time, full-time associate-level student graduation rate was nearly 35 percent. This is slightly higher than the 2017 rate of 27 percent.

UAF has continued to prioritize retention initiatives to increase the graduation rate of first-time full-time freshmen. Fall to fall retention for first-time full-time was 78 percent, 4 percent higher than a year earlier. Retention rates for associate degree students was 63 percent.

As part of the priority on retention, UAF has implemented several initiatives, including increased use of Nanook Navigator Education Advisory Board (EAB) Student Success Collaborative software) to strengthen consistency and communication in advising. UAF has also expanded services to returning students by adding an additional degree-completion advisor to assist students who have earned a high number of credits but have not been able to complete a degree.

UAF is expanding its dual enrollment opportunities with the eCampus Advantage Program and conversations with the Fairbanks North Star Borough School District to improve access to local high school students and students throughout the state.

UAF's School of Education facilitated the transfer of approximately 150 students from UAA. In order to better serve these students, UAF added one full time advisor and program coordinator, two and a half full-time faculty, and five adjunct faculty in Anchorage. Eighteen of these transfer students were able to graduate from initial licensure programs in spring 2019. An additional 50 students in their final semesters of preparation have been set up with internships for 2019/20.

UAF launched the Strategic Enrollment Planning process in September 2018. Over the course of the academic year, 71 action plans were developed, and 23 initiatives have been implemented.

One example of an initiative that has been put in place following Strategic Enrollment recommendations is the transition of the Honors Program to the Honors College. The first-year class — a talented and diverse group from all over Alaska, the country and the world — is composed of over 60 students from 20 majors. This represents significant growth in the number of incoming high-achieving students to Honors.

The first class in the University of Alaska Fairbanks/Colorado State University 2 + 2 veterinary program graduated on Friday, May 17, 2019. This is a milestone achievement that gives Alaska students access to a top-ranked veterinary medicine education partially in Fairbanks. Six of the 10 graduates already have jobs arranged in Fairbanks and Juneau.

Community Campuses

College of Rural and Community Development (CRCD)

CRCD staff brought greater visibility to the contributions of Alaska's Indigenous people through nationally recognized media coverage that adds to the efforts to increase philanthropic giving. CRCD also hosted events such as the Indigenous Peoples Day, the Festival of Native Arts, and the Alaska Native Language Revitalization Institute to promote indigenous culture and Yup'ik, Iñupiaq, Tlingit, Haida, Gwich'in, Dena'ina, Ahtna, Sugpiaq, Alutiiq, Deg Xiang and Denaakke' languages.

The Rural Human Services program celebrated its 25-year anniversary with 509 graduates to date. This accomplishment could not have been possible without the continued support from the State of Alaska and its commitment to behavioral health in rural communities.

Many CRCD rural campuses have increased dual enrollment course offerings across rural school districts and regions. With a shared vision of supporting more K-12 students in their pursuit of higher education and employment, the rural campuses have been integral in boosting the state's dual enrollment and tech prep offerings and student success.

CRCD and the individual rural campuses were successful in securing federal funding (DOE, USDA, NIH etc.) to provide support and engagement of students across the state. Two new federal awards to the college included collaboration grants, which have expanded the partnership capacity of the college and the campuses.

Community and Technical College (CTC)

UAF CTC fall 2019 enrollments are up with a ~7 percent increase in headcount and ~5 percent increase in credit hour production.

A "High School to College and Career" college application promotion was initiated. The college paid the CTC application fee for all Alaska high school students graduating in the spring or summer of 2019.

A \$1 million legacy gift was received from an anonymous donor to support vocational-technical students' education. UAF CTC programs received national recognition. The Early Childhood Education degree program was rated 16th in the nation and featured as one of the top online associate degrees by BestSchools.org in 2019. The Paralegal Studies program was selected as one of the best online programs by BestColleges.com.

In parallel with the heightened federal focus on apprenticeships and work experience, UAF CTC enrolls approximately 300 students in industry work-study experiences annually as the capstone to their education.

The Aviation program hosted the annual Fairbanks Aviation Day with ~3,000 attendees and supported our military partners by participating in the air show at Eielson Air Force Base.

Industry investment in and support of UAF CTC programs this past year included donations of a Beechcraft 200 King Air from Bering Air and a 2012 Freightliner semitruck from Alaska West Express, a division of Lynden Inc. In December, UAF CTC celebrated its community and industry partners at a December event themed Building Alaska's Workforce Together. Alaska state Senator Click Bishop addressed the gathering of several hundred community, industry, legislative and university partners.

In partnership with organizations such as the Literacy Council of Alaska, the Golden Heart Homeschool Support Network and Partners for Progress in Delta, CTC hosted public workshops on college and career preparedness. Three annual registration events were hosted in August, December and April. In one evening, students and prospective students are able to talk with faculty advisors from each program, financial aid advisors and general academic advisors. Students can apply for admission and get help registering for classes, and UAF CTC pays their application fees during these events.

Public Engagement

A UAF Cooperative Extension Service tribes educator based in Dillingham delivers 4-H programming to Yu'pik, Alutiiq and Athabascan tribes in the region, with the goal of connecting youth to their culture and providing healthy activities. She worked with 109 adult volunteers who supported activities for 500 youth, such as Yup'ik language and dance, culture camps, and clubs focused on robotics, skin sewing, trapping and drones.

After a 7.1 earthquake rocked Anchorage last November, Extension provided resources on an emergency water supply, assessing hazards, dealing with trauma, choosing contractors and testing for radon. These were made available at many sites in Anchorage and Mat-Su and were viewed by more than 60,000 Alaskans.

Fairbanks 4-H agents with Extension worked with 50 teens at the Fairbanks Youth Facility and in an independent living program with a goal of reducing homelessness. They taught workforce development skills and how to write resumes, apply for jobs, undergo job interviews, budget, handle paperwork and take a driver's license test.

Three conferences coordinated by Extension brought together more than 300 agents, researchers, agency representatives, farmers and others to share the latest information about agriculture and invasive species.

The public accessed online Extension publications 481,811 times.

Alaska Sea Grant supports Alaska's \$6 billion commercial fishing and seafood processing industry, as well as promoting science and marine literacy. In 2019, 49 graduate students worked on Alaska grant-funded research and produced and distributed 75,000 publications.

The New York Times published a column by Vera Trainer, Rick Thoman and Gay Sheffield about the dramatic extent of sea ice loss in Alaska and how it is affecting everything from plankton to whales and the residents who rely on marine resources for their well-being. Thoman is a climate expert at UAF, Sheffield is an Alaska Sea Grant agent in Nome and Trainer is with the federal Northwest Fisheries Science Center in Seattle.

Alaska Sea Grant produced a new video on ocean acidification in Alaska to communicate this complex issue to the public and share research findings.

Alaska Sea Grant and the Aleutians East Borough will partner on a project to launch a pilot seaweed farm near Sand Point, off the Alaska Peninsula, with a new grant from the national Sea Grant's aquaculture program.

University of Alaska Press published "Fighter in Velvet Gloves: Alaska Civil Rights Hero Elizabeth Peratrovich," by Annie Boochever and Roy Peratrovich. It was selected for the [Alaska 2019-20 Battle of the Books](#) and to represent Alaska at the 19th annual Library of Congress National Book Festival in September 2019.

Poet Linda Schandelmeier and her UA Press book, "Coming Out of Nowhere," were awarded the 2019 WILLA Literary Prize for Poetry by the organization Women Writing the West. This nationally recognized award, named for Willa Cather, honors the best in literature featuring women's or girls' stories set in the West each year.

Summer Sessions and Lifelong Learning (SSLL) ran 49 weeklong camps for children this summer. Realizing that not all local families may be able to afford the full tuition of the camps, SSLL received donations to fund a scholarship program for students who qualify for free or reduced lunch during the school year.

SSLL provided 40 free, public events on campus this summer, including 11 Music in the Garden concerts, 10 Discover Alaska lectures, 10 Healthy Living lectures and eight Down Memory Lane events, as well as the 2019 Legacy Lecture. These programs were well received, especially the beloved Music in the Garden series.

The world premiere of *Molly of Denali* was held on the UAF campus on June 22, 2019. Alaska 529 hosted the event at the Charles W. Davis Concert Hall. *Molly of Denali* is a new PBS KIDS series that premiered nationwide on July 15. It is the first nationally distributed children's series to feature a Native American lead character, Molly Mabray. The series highlights literacy skills with Alaska Native values and showcases aspects of rural life.

Student Affairs & Athletics

Athletics serves as the first major contact that some stakeholders and constituents have with UAF and it is also a community engagement opportunity and vehicle for many members of the Fairbanks and surrounding communities.

The UAF Athletics program generates brand identity, awareness and marketing for the University. The highly visible program increases the number of prospective student applications, bolsters alumni participation and encourages and facilitates giving to the University through various philanthropic initiatives.

All Athletics departments at all National Collegiate Athletic Association (NCAA) divisions rest on and adhere to three pillars:

1. Scholarships
2. Capital athletics improvements
3. Endowments

UAF Athletics is planning to successfully achieve all of these pillars by creating a highly functioning UAF 501(c)(3) Athletics Association which will allow Athletics to set and achieve major fundraising goals and initiatives.

In an effort to change the landscape of Athletics at UAF and the community, Athletics was fully-integrated into the Division of Student Affairs under the vice chancellor of student affairs and athletics. In June 2019, Dr. Keith Champagne was announced as the Director of Athletics. Champagne's new title is the vice chancellor for student affairs and athletics.

Under Vice Chancellor Champagne's leadership, Athletics announced a five-year strategic plan. The plan includes increased community outreach and engagement, expanded efforts in fundraising practices, student-athletic development in graduation, academic achievement, wellness, and post-graduation success. This transformation aspires to find efficiencies and create a highly functioning athletic department by developing coordinated collaborative, cooperative ventures and partnerships with other parts of the university.

In November 2018, Usibelli Coal Mine announced a \$75,000 gift to support Nanook athletics. The donation funded the renovation of a racquetball court into a functioning weight room for student-athletes. Athletics hosted an open house in September 2019 for the public to meet the Athletics staff and tour the facilities.

In June 2019, plans were announced to transition the Alaska Nanooks hockey team from the Carlson Center to the Patty Ice Arena located on campus. Open meetings were held to promote community engagement in discussing the transition.

UAF Center for Student Engagement received the NCAA Choice Grant, a \$30,000 three-year grant that creates programs to educate student-athletes and all students about making healthy, responsible decisions around alcohol. The NCAA CHOICES Alcohol Education Grant Program provides funding for NCAA member institutions and conferences to integrate athletics departments into campus-wide efforts to reduce alcohol abuse.

In FY2019, UAF Center for Student Engagement received a \$30,000 grant from the Fairbanks Wellness Coalition and the Statewide Coalition on Suicide Prevention to provide the campus and community with a robust Question, Persuade, and Refer (QPR): Suicide prevention training program. In FY2020, CSE will receive an additional \$10,000 to continue the training on campus.

In alignment with the institutional goal to "modernize the student experience", UAF's student radio (KSUA) and newspaper (Sun Star), moved into the student union into a brand new suite. The suite contains a new state of the art broadcasting and engineering space and features a large collaborative working environment for students. This new space and unit configuration is now known as ASUAF Student Media.

Nanook Recreation is a self-support program, receiving student fees and auxiliary revenues earned through memberships, rentals and program fees. Nanook Recreation invested over \$700,000 into facility and equipment upgrades in the past 18 months.

Partnering with the UAF School of Management, Outdoor Adventures created the Backcountry Leadership Training program for summer 2020 which will serve as a launching pad for the new Bachelor's Sports and Recreation Business degree.

Outdoor Adventures completed the second year of coordinating field safety classes for UAF Researchers. Nearly 150 faculty, staff and student registrants participated in trainings ranging from snow machine safety and crevasse rescue to swiftwater rescue and wilderness first-aid.

Intramurals, group fitness, and court reservations all show continued growth as Nanook Recreation continues to develop relationships with community clubs like Fairbanks Tennis Associations, Hockey Club Fairbanks, Pickleball, Alaska Seniors Games and Fairbanks North Star Borough schools.

Updates were made to all residence halls to prepare for the 2019-2020 academic year and include removing credit and GPA requirements, expanding gender-inclusive room options, revamping a gender-diversity living-learning community (LLC) and launching several new LLCs in Bartlett, Moore, and Skarland Halls.

eCampus

UAF continues to focus on serving the online education needs of Alaska and is committed to developing more online courses and programs to serve our students. To this end, eCampus achieved 10.9 percent growth in student credit hours over the previous academic year, generating 39,083 student credit hours for FY2019. In fall 2019, more than 33 percent of UAF's student credit hours were delivered through eCampus for a total of 20,396, an increase of 15 percent from the fall 2018 semester.

Proposals to fund the development of online STEM courses and programs were approved in 2017 and 2018; the first of those courses are being offered this fall. In addition, eCampus has added the following to its list of fully online programs: Bachelor of Applied Management, B.A. in Communications, B.A. in History, B.A. in Sport and Recreation Business, M.A. in Arctic and Northern studies, "Blue" MBA in Fisheries, Marine Biology and Oceanography. UAF offers more than 42 fully online asynchronous programs.

The new eCampus Advantage dual enrollment program began offering competitive package pricing and support services to high-achieving high school students, providing the opportunity to take online courses for both high school and college credit. Twelve school districts signed on for fall 2019, and 111 high school students are currently enrolled in 54 courses.

Research

UAF continues to excel as a research powerhouse in high-latitude science and engineering. In FY2019, grant-funded research expenditures increased to \$104.3 million from \$101.0 million for FY2018. The major source was federal (70 percent). UAF institutional funds accounted for 26 percent, the State of Alaska accounted for 1.5 percent, and private and other sources were 2.5 percent. The majority of research expenditures occurred in the state, making UAF research an economic driver for Alaska. In addition, in FY2019, UAF researchers secured almost \$218 million in grants and awards, which will be utilized over several years in the near future. These funds will be applied to address major problems and challenges that limit growth and development in Alaska and also assure a productive future for research at UAF.

Christopher Maio was awarded an NSF CAREER grant titled "Building research and decision making capacity in the Arctic through deciphering storm-induced sediment dynamics and synergistic Alaska Native coastal science education" with the full budget request of \$800,000. The project includes extensive field work at four sites in western Alaska, a new coastal hazard online course, advanced sediment dating instrumentation in the Arctic Coastal Geoscience Lab (<https://acgl.community.uaf.edu/>), an undergrad intern program and multiple graduate students.

UAF was a leading recipient of funds under Navigating the New Arctic (NNA), one of the U.S. National Science Foundation's 10 Big Ideas, which embodies the foundation's forward-looking response to the profound challenges in Arctic regions.

- NNA Track 1: Collaborative Research: "ARC-NAV: Arctic Robust Communities — Navigating Adaptation to Variability," Principal investigator Andrew Mahoney. Award amount: over \$579,000.
- NNA Track 1: Collaborative Research: "The Permafrost Discovery Gateway: Navigating the new Arctic tundra through Big Data, artificial intelligence, and cyberinfrastructure," PI Anna Liljedahl. Award amount: over \$881,000.

- NNA Track 1: Collaborative Research: “Landscape evolution and adapting to change in ice-rich permafrost systems,” PI Donald Walker, and co-investigators Gary Kofinas, Vladimir Romanovsky, Yuri Shur, Anna Liljedahl. Award amount: \$3 million.
- NNA Track 1: Collaborative Research: “Resilience and adaptation to the effects of permafrost degradation induced coastal erosion,” PI Vladimir Romanovsky, and Co-Is Dmitry Nicolsky and Louise Farquharson. Award amount: over \$1.2 million.
- NNA Track 1: Collaborative Research: “Arctic Urban Risks and Adaptations (AURA): A co-production framework for addressing multiple changing environmental hazards,” PI Dmitry Nicolsky, and Co-Is Peter Bieniek and Louise Farquharson. Award amount: over \$571,000.
- NNA Track 1: Collaborative Research: “Sustainably Navigating Arctic Pollution Through Engaging Communities (SNAP-TEC),” PI William Simpson, and Co-Is Laura Conner, Nathan Kettle and Jingqiu Mao. Award amount: over \$964,000.
- NNA Track 2: “Atautchikkun Ilitchisukluta (Coming together to learn): Co-producing knowledge across the Northwest Passage,” PI Courtney Carothers, and Co-Is Matthew Wooller, Seth Danielson, Peter Westley and Jessica Black. Award amount: over \$249,000.

The Geophysical Institute and Wilson Alaska Technical Center at UAF were designated as a University Affiliated Research Center (UARC) for the Department of Defense to conduct research and development in the geophysical detection of nuclear proliferation. The UARC was awarded a sole-source, five-year \$46.7 million contract and counts among its government customers the U.S. Air Force Technical Applications Center, the U.S. Defense Threat Reduction Agency, the U.S. National Geospatial Intelligence Agency, and the Office of the Assistant Secretary of Defense for Threat Reduction and Arms Control. The Wilson Alaska Technical Center also operates seismic and acoustic stations in support of the national technical means of verification with more than 20 stations spanning the globe from Alaska to Antarctica.

The Alaska Volcano Observatory (AVO) had a successful field season and completed major upgrades to its geophysical monitoring network. AVO, a joint program of the U.S. Geological Survey, University of Alaska Fairbanks Geophysical Institute, and Alaska Division of Geological and Geophysical Surveys, recently received \$12 million from Congress to upgrade its aging monitoring equipment. Volcanology researchers at UAF were also awarded a \$2.5 million grant from the National Science Foundation to help better forecast volcanic eruptions in Alaska.

The Alaska Earthquake Center continues to focus on the Anchorage earthquake, its impacts and its aftershocks. The center has secured \$5 million in federal and corporate funding for FY2020. These resources are being used to lead research and develop tools that benefit Alaskans. Funds also support the operations of Alaska's seismic monitoring network. Recent highlights include the rollout of the tsunami.alaska.edu web tool to enhance tsunami planning in coastal communities and the sponsorship of a three-day 150-person symposium to assess the lessons learned from the Anchorage earthquake (<https://earthquake.alaska.edu/eqsymposium>).

Alaska Center for Unmanned Aircraft Systems Integration (ACUASI) and its partners conducted the nation's first unmanned aircraft flight under the Federal Aviation Administration's small unmanned aircraft regulations that did not require human eyes to see the aircraft during its flight over the trans-Alaska pipeline north of Fox at the end of July. This beyond-visual-line-of-sight flight is one of the first steps towards proving the ability of technology to prevent unmanned aircraft from colliding with manned aircraft and opening Alaska's airspace to routine unmanned aircraft operations.

ACUASI received FAA permission for the UAF/University of Hawaii/AeroVironment/Softbank team to fly the Hawk30, a 234-foot wingspan unmanned aircraft designed to deliver 5G communications to remote regions, up to 80,000 feet off the island of Lanai. This effort is under the umbrella of the FAA's University of Alaska UAS Test Site, a.k.a. the Pan-Pacific UAS Test Range Complex.

Uma Bhatt, atmospheric sciences professor for the College of Natural Science and Mathematics, developed a new method of forecasting the likelihood of Alaska wildfires. The ability to predict higher or lower fire activity will aid fire managers in the allocation of shared staff and resources with the Lower 48. While predictive tools exist in the Lower 48, this is one of the first seasonal forecasting products of its kind in Alaska.

The UA Museum of the North (UAMN) holds world-class collections totaling more than 2.2 million objects. Based on current holdings, and compared to other similar collections worldwide, UAMN has the largest marine mammal collection, the largest polar dinosaur collection and one of the largest frozen tissue collections. Over 400 peer-reviewed articles have used UAMN collections in the last five years alone.

The College of Fisheries and Marine Science (CFOS) recently acquired the new state-of-the-art, 40-foot near-coastal research vessel *Nanuq*. Commissioned in 2019, the vessel boasts a 1,000-pound hydraulic A-frame, a dive platform and a cruising speed of 20+ knots. On board, researchers will find a basic galley, a multi-use bench space and four bunks for berthing. With her 13-foot aft deck, *Nanuq* is designed to accommodate the deployment of a wide variety of equipment to support oceanographic and marine biology research, including conductivity-temperature-depth rosettes, plankton nets, moorings and tow sleds. The vessel can be reserved and utilized by academic and research-oriented organizations seeking to further the Seward Marine Center mission of research and education.

Five UAF researchers are taking part in the Multidisciplinary drifting Observatory for the Study of Arctic Climate (MOSAIC), the world's largest and most comprehensive expedition to the central Arctic Ocean. On Sept. 20, 2019, Rob Rember and Marc Oggier embarked for the first leg of the yearlong expedition, which will anchor an icebreaker in the sea ice to capture the closest-ever look at the Arctic in an attempt to understand why it is warming faster than any other region on the planet.

The International Arctic Research Center released Alaska's Changing Environment, which compiles observations of physical and biological change in and around Alaska. The new publication, intended for a general audience, uses visualizations and photos to demonstrate monumental shifts in temperature, sea ice, glaciers, permafrost, plants, animals, the ocean and other areas over the last five years.

Keith Cunningham, a researcher affiliated with the Scenarios Network for Alaska and Arctic Planning at UAF's International Arctic Research Center, patented a new technique that urban planners and tax assessors can use to track taxable infrastructure.

UAF researchers Claudine Hauri and Andrew McDonnell were awarded \$1.25 million to develop a new carbon sea glider capable of sampling carbon dioxide concentrations and other oceanographic parameters to monitor ocean acidification in Alaska's coastal waters.

The Center for One Health Research (COHR) at UAF will host an international conference March 11-14, 2020 entitled One Health, One Future. The conference will be co-hosted with the U.S. Department of State and feature keynote, abstract and poster presentations from stakeholders across the circumpolar North. COHR is also pleased to announce the formal approval of the One Health master's degree program, which will enroll students beginning in fall 2020. In partnership with PetSmart Charities and Colorado State University, COHR has begun the Hub Outreach Program (HOP) in the Yukon-Kuskokwim Delta this summer to provide free pet neuters, vaccines and parasite control. The area experiences seven times the national average of dog bites upon children, and its prevalence of rabies is among the highest in the country.

Stacy Rasmus, Arleigh Reynolds and Evon Peter, in a collaboration between the Center for Alaska Native Health Research, the Center for One Health Research, and the College of Rural and Community Development, have submitted a proposal to the MacArthur Foundation under the 100&Change program. The program awards the recipient \$100 million to address an urgent social issue. The UAF investigators have submitted a proposal to address suicide in indigenous communities across North America, northern Europe and the Pacific Islands using indigenous knowledge and culture to support community strengths that will build resilience and protection against suicide. This month, the team was notified they have made the top 500 applicant pool. Within the next few months, this pool will be cut to 100, from which 10 finalists will be selected. Each finalist will receive \$10 million, and the winning proposal will be awarded \$100 million.

Gabe Wolken testified on July 11, 2019, before the U.S. House of Representatives Committee on Science, Space and Technology. He offered his expertise on how evidence-based decision-making is needed to understand how glaciers are changing and impacting Alaskans. Wolken holds a joint appointment with UAF's Alaska Climate Adaptation Science Center and the Climate and Cryosphere Hazards Program at the Alaska Division of Geological and Geophysical Surveys.

The U.S. Patent and Trademark Office issued a patent in December for a scalable reactor to Agricultural and Forestry Experiment Station and School of Natural Resources doctoral student Jonathan Kamler. Kamler designed a method to process and gasify wet organic waste, turning it into usable heat. He is working with additive manufacturing experts to develop a prototype.

The Fairbanks Experiment Farm operates the longest continually running weather observation station in Alaska. The station was one of four long-term observation stations in the U.S. that the United Nation's World Meteorological Organization honored in 2018. Data, which have been collected since 1911, are valuable to scientists and engineers.

Jessie Young-Robertson, a forest ecologist with the Agricultural and Forestry Experiment Station, is identifying when the water content in trees is lowest, along with the environmental factors that influence it. Her research could help firewood users understand how harvesting at the right point will affect the time needed to season their wood.

Vegetable variety trials conducted at agricultural experiment farms in Fairbanks and Palmer help identify the best varieties to grow in those areas. Varieties will continue to be evaluated for at least two more seasons.

Agronomist and soil scientist Mingchu Zhang developed an interactive computer program for peony growers to guide fertilizer use and nutrient management.

Four new Centennial postdoctoral fellows were hired at UAF to conduct leading-edge research in collaboration with faculty mentors. They are: Andrew Balternsparger, UA Museum of the North; Donald Butler, Department of Anthropology; Charmain Hamilton, Institute of Arctic Biology; and Jennifer Questal, College of Fisheries and Ocean Science.

Reindeer managed by the Agricultural and Forestry Experiment Station were transferred to the Stevens Village tribe's reindeer farm near Delta Junction to help establish a reindeer meat industry in Interior Alaska. This program will stimulate diversity in Alaska's economy while enabling continued research in reindeer husbandry.

UAF has been consistently ranked as Tier 2 (high research activity) University and continues to aspire to move to a Tier 1 status in the Carnegie Classification of Institutions of Higher Education.

UAF, through its Center for Innovation, Commercialization, and Entrepreneurship (Center ICE), is working under a grant from the U.S. Economic Development Administration to build a new investment fund that will provide early stage capital to Alaska startup companies. One such startup may be Aquagga, which recently won "Best New Pitch" at the Accelerate Alaska Conference and next is heading to Iceland to participate in Harvard Kennedy School's Arctic Innovation Lab.

Facilities

In March 2019, Julie Queen was appointed interim vice chancellor for administrative services with oversight over fire, police, environmental health, safety and risk management, IT, financial services, and facilities services. Queen previously served as director of the UAF Office of Management and Budget and associate vice chancellor for financial services.

UAF's 2019 Campus Master Plan, which provides a strategic approach to facilities improvements, received UA Board of Regents' support at its June 2019 meeting. The new plan is the result of a rigorous data-driven process beginning in April 2018 with a detailed analysis of current facility conditions, classroom utilization and enrollment trends. The analysis based its long-term campus needs on the Board of Regents' goals for enrollment and research expenditures in 2025.

UAF has made significant progress in reducing off-campus leases by moving units into space on the Fairbanks campus and downsizing the facility footprint through sales and selective demolition of some buildings. Reducing the footprint allows UAF to reduce its total cost of ownership from ongoing costs associated with building maintenance, insurance, custodial and utilities, while contributing to the increased utilization of on-campus space.

With a focus on modernizing the student experience, UAF revitalized many of its general-use classrooms on the Fairbanks campus and some public areas at the Community and Technical College. As safety is always a priority, UAF replaced worn and unsafe building entries and added electronic locks for improved security.

Gifts

UAF raised \$6.7 million in private gifts in FY2019, an 11 percent increase from FY2018. Total donors decreased by 25 percent compared to FY2018 due to a change in how KUAC donors are counted.

UAF also was the recipient of planned and estate gifts from alumni and friends totaling nearly \$11 million. This included a \$2.8 million gift from the estate of alumnus James Pruitt '73, which created an endowed chair at the School of Management. Pruitt, a graduate of the school, died in 2018. He also left more than \$330,000 to the UAF Alumni Association. Other estate gifts realized in FY2019 included \$2.3 million from the late Grace Schaible '49 to benefit the Geophysical Institute and \$5.6 million from the late ornithology professor Brina Kessel-Roof to benefit northern ornithology.

Other major individual giving included Ted W. Tisdale, to create the Ted W. Tisdale Scholarship in support of students enrolled at the UAF Community and Technical College; Charles '74, '88 and Geraldine Collins '74, '87, who created the Charles Malcolm & Geraldine Vrbka Collins Geology Scholarship; and Alan R. Straub '57, who gave to the Alan Straub Student Ice Arch Project, the Alan Straub Student Competition Support Fund and the Alan Straub Civil Engineering Scholarship.

Corporate and foundation giving to UAF in FY2019 was strong, with gifts including a King Air 200 valued at \$600,000 from Bering Air of Nome; \$300,000 from Ocean Peace; and \$290,000 from Hilcorp Alaska. Other gifts came from ConocoPhillips Alaska, Usibelli Coal Mine, First National Bank, the Pollock Conservation Cooperative, Wells Fargo, Rasmuson Foundation and Alyeska Pipeline Service Co.

UAF hosted the Blue and Gold Celebration in February to honor recipients of the Emil Usibelli Distinguished Teaching, Research and Service Awards to professors Patty Martinez Meritt, Matthew Wooller and Charles N. Dexter, respectively; and to honor alumnus Neal Fried '78 as Distinguished Alumnus and present Denise Wartes '96, '01, '07 with the William R. Cashen Service Award. Proceeds of the celebration support the UAF Blue and Gold Scholarship Endowment.

More than 650 privately funded scholarships contribute \$1.3 million each year to UAF students. UAF celebrated donor generosity at the annual Scholarship Breakfast in April.

Key RDU Challenges

- Managing the current and projected shortfall in state funding.
- Managing negative and often ill-informed media coverage.
- Meeting instructional needs for many programs across campus, made difficult by unfilled faculty vacancies, faculty non-retentions and a reduced number of adjuncts necessitated by funding reductions. As a result, fewer course sections of high enrollment courses are being offered, and required courses are being offered less frequently.
- Maintaining or increasing research accomplishments, when funding reductions are forcing elimination of tenure-track positions in favor of a smaller number of term instructional and adjunct positions, increased teaching loads, and reduction of funding available for research equipment and staff. These changes will reduce the ability of UAF to secure competitive grants and contracts and to maintain leadership in Arctic research.
- Maintaining diverse funding sources as the federal grant landscape continues to tighten.
- Maintaining research journal and database subscriptions, due to cost increases that continue to occur at rates substantially exceeding general inflation. Lack of additional funding for online subscriptions will require ending access to reference materials needed by students, faculty and researchers.
- Carrying out necessary administrative support, student services, facilities operations and maintenance, and other work, given the decreased number of UAF employees.
- Maintaining enrollment and tuition revenue, given reduction in faculty numbers, scholarships and graduate teaching assistantships.

- Making sufficient investments in deferred maintenance without severe impacts to operating funds while state general funds are steadily declining and capital budgets are lean, limiting the ability to address large scale projects.
- Limited access to broadband internet continues to limit Alaska's learners' access to online education opportunities through much of Alaska (including in urban areas).

Significant Changes in Results to be Delivered in FY2021

Access and Enrollment

UAF is implementing Strategic Enrollment Planning, a data-informed process that aligns an institution's fiscal, academic, co-curricular and enrollment resources within a changing environment to accomplish its mission and ensure long-term enrollment success and fiscal health. UAF launched the process in September 2018 with over 150 participants, 16 action planning groups and 71 action plans presented. Twenty-three initiatives have been implemented. This iterative process will continue and become part of the strategic fabric of UAF.

Examples of enrollment efforts include:

- websites with search engine optimization (SEO) and benefits-driven content
- deployment of regional admissions counselors in the Lower 48
- creating additional eCampus programs
- improved student experience and efficacy of institutional scholarships
- increased direct outreach to non-enrolled students
- improved financial aid communication and financial aid leveraging
- comprehensive support and initiatives for military-affiliated students
- investment in Honors College
- investments in academic advising and increased use of Nanook Navigator

UAF is expanding its dual enrollment opportunities with the eCampus Advantage Program and conversations with the Fairbanks North Star Borough School District to improve access to local high school students and students throughout the state.

New, Suspended and Deleted Programs

Two new programs were added in the School of Management: the Bachelor of Applied Management (BAM) and the Bachelor of Sport and Recreation Business (BSRB). The BAM degree is designed to help students improve job performance, pursue management-track career opportunities or launch their own businesses. The BSRB degree is designed to prepare students for managerial positions in professional sports, fitness clubs, athletics equipment merchandising, tourism, and intramural and recreational sports. By spring 2019 (their second semester being offered), the BAM degree had 24 declared majors and the BSRB had six.

The general science B.S. degree was suspended due to low enrollment following the recommendation of Special Program Review. The requirements of the general science program included the requirement that students complete all the requirements of a B.S. in biological sciences, chemistry, geosciences or physics. Thus, a teach-out is not necessary. Students wishing to achieve the educational goals of the general science major can achieve them instead by double-majoring or majoring and minoring in multiple science areas.

After being suspended in 2015, the B.A. in philosophy was reinstated. UAF faculty collaborated with the Philosophy Department at UAA to share their respective disciplinary expertise and resources, broaden the course offerings to both student populations and have two distinct programs that utilize and coordinate their complementary strengths in order to serve the student population at both campuses.

Since 2016, philosophy faculty at UAF and UAA worked across the campuses to enhance student educational experiences and program strengths. The collaboration so far has allowed students in both programs to take advantage of the complementary specialties of philosophy faculty at UAA and UAF and to provide healthier enrollment numbers, particularly in upper-division courses.

Contact Information

Contact: Michelle Rizk, Vice President, University Relations
Phone: (907) 450-8187
E-mail: marizk@alaska.edu

**University of Alaska Fairbanks
RDU Financial Summary by Component**

All dollars shown in thousands

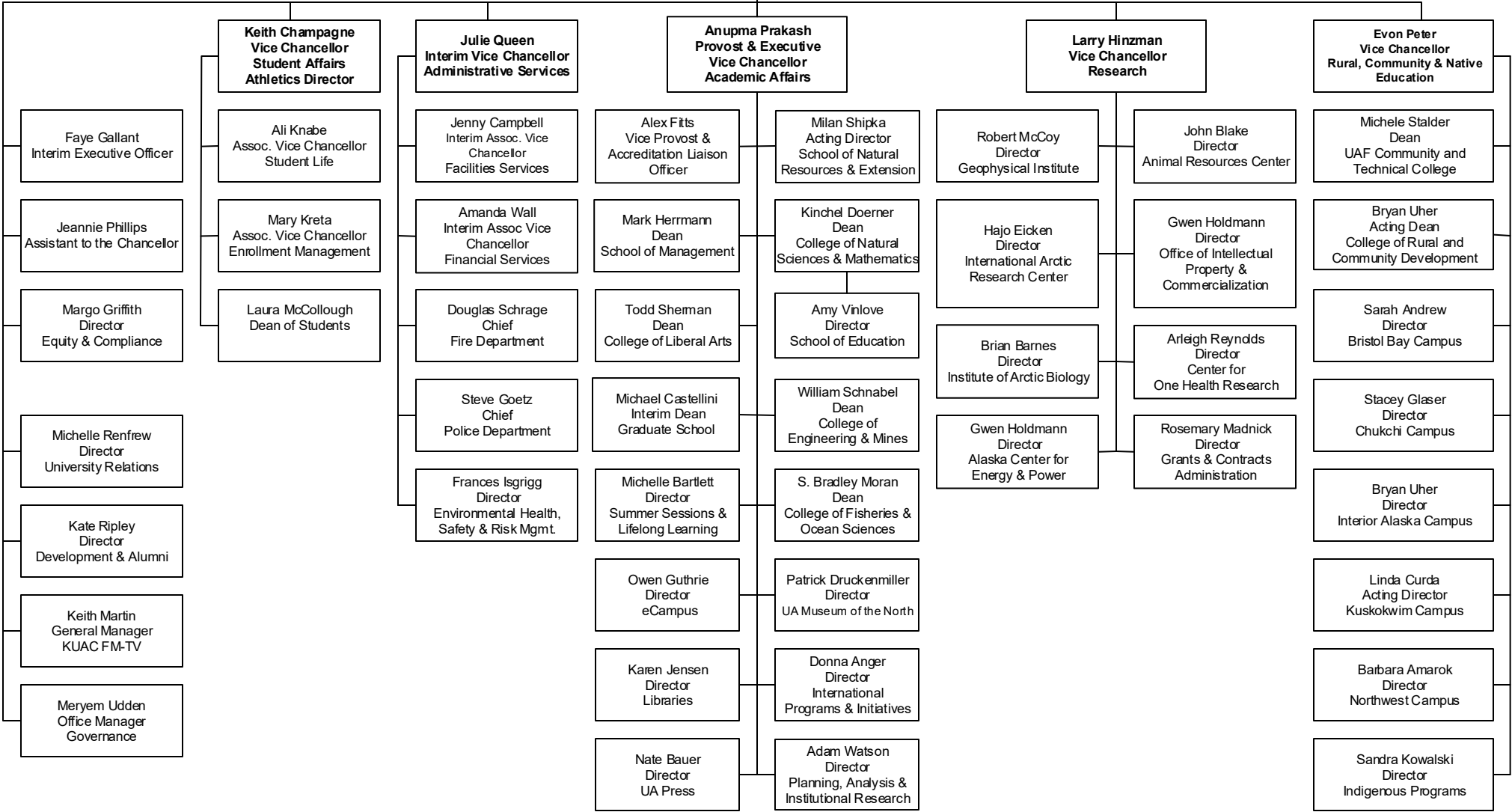
	FY2019 Actuals				FY2020 Management Plan				FY2021 Governor			
	UGF+DGF Funds	Other Funds	Federal Funds	Total Funds	UGF+DGF Funds	Other Funds	Federal Funds	Total Funds	UGF+DGF Funds	Other Funds	Federal Funds	Total Funds
Formula Expenditures None.												
Non-Formula Expenditures												
Fairbanks Campus	209,099.0	31,880.6	20,238.0	261,217.6	197,199.5	33,016.5	20,003.3	250,219.3	183,449.5	33,016.5	20,003.3	236,469.3
Fairbanks Organized Research	57,735.2	18,113.5	64,698.6	140,547.3	55,900.7	12,082.2	72,806.7	140,789.6	55,900.7	12,082.2	72,806.7	140,789.6
Bristol Bay Campus	1,521.4	205.9	1,331.7	3,059.0	0.0	0.0	0.0	0.0	0.0	0.0	0.0	0.0
Chukchi Campus	909.6	11.5	35.8	956.9	0.0	0.0	0.0	0.0	0.0	0.0	0.0	0.0
College of Rural and Comm Dev	6,958.1	151.8	304.9	7,414.8	0.0	0.0	0.0	0.0	0.0	0.0	0.0	0.0
Interior Alaska Campus	2,416.6	396.6	938.7	3,751.9	0.0	0.0	0.0	0.0	0.0	0.0	0.0	0.0
Kuskokwim Campus	4,169.0	255.0	147.1	4,571.1	0.0	0.0	0.0	0.0	0.0	0.0	0.0	0.0
Northwest Campus	1,772.7	0.0	353.8	2,126.5	0.0	0.0	0.0	0.0	0.0	0.0	0.0	0.0
UAF Community and Tech College	11,293.4	0.0	13.5	11,306.9	0.0	0.0	0.0	0.0	0.0	0.0	0.0	0.0
Totals	295,875.0	51,014.9	88,062.1	434,952.0	253,100.2	45,098.7	92,810.0	391,008.9	239,350.2	45,098.7	92,810.0	377,258.9

University of Alaska Fairbanks
Summary of RDU Budget Changes by Component
From FY2020 Management Plan to FY2021 Governor

All dollars shown in thousands

	<u>Unrestricted Gen (UGF)</u>	<u>Designated Gen (DGF)</u>	<u>Other Funds</u>	<u>Federal Funds</u>	<u>Total Funds</u>
FY2020 Management Plan	132,969.4	120,130.8	45,098.7	92,810.0	391,008.9
Proposed budget decreases:					
-Fairbanks Campus	-13,750.0	0.0	0.0	0.0	-13,750.0
FY2021 Governor	119,219.4	120,130.8	45,098.7	92,810.0	377,258.9

**Daniel M. White
Chancellor**



State of Alaska FY2021 Governor's Operating Budget

University of Alaska Fairbanks Campus Component Budget Summary

Component: Fairbanks Campus

Contribution to Department's Mission

The University of Alaska Fairbanks is a Land, Sea, and Space Grant university and an international center for research, education, and the arts, emphasizing the circumpolar North and its diverse peoples. UAF integrates teaching, research, and public service as it educates students for active citizenship and prepares them for lifelong learning and careers.

Core Services

- Delivers high-quality undergraduate and graduate education, emphasizing original student research and scholarship.
- Integrates teaching, research, creative activity and public service.
- Expands knowledge of the occurrence and use of natural resources, including minerals, petroleum, forests, wildlife, agriculture, fisheries and their associated economics.
- Conducts internationally prominent research on natural sciences, particularly phenomena of high latitudes or the Alaska region, such as the aurora, earthquakes, volcanoes, glaciers, oceans and seas, and the Arctic climate.
- Leads the documentation and study of Alaska Native cultures and languages.
- Develops multicultural understanding, research and education on rural health issues, and cross-cultural interaction in the human service professions.
- Serves as the major academic and cultural center for Interior Alaska.

Major Component Accomplishments in 2019

See University of Alaska Fairbanks

Key Component Challenges

See University of Alaska Fairbanks

Significant Changes in Results to be Delivered in FY2021

See University of Alaska Fairbanks

Statutory and Regulatory Authority

Smith-Lever Act of 1914

Memorandum of Understanding between the University of Alaska and the United States Department of Agriculture on Cooperative Extension work in Agriculture and Home Economics.

Contact Information

Contact: Michelle Rizk, Vice President, University Relations
Phone: (907) 450-8187
E-mail: marizk@alaska.edu

Fairbanks Campus Personal Services Information					
Authorized Positions			Personal Services Costs		
	<u>FY2020</u> <u>Management</u> <u>Plan</u>	<u>FY2021</u> <u>Governor</u>			
			Annual Salaries		0
Full-time	1096	1096	Premium Pay		0
Part-time	81	81	Annual Benefits		0
Nonpermanent	0	0	Labor Pool(s)		0
			<i>Less % Vacancy Factor</i>		()
Totals	1177	1177	Total Personal Services		

Position Classification Summary					
Job Class Title	Anchorage	Fairbanks	Juneau	Others	Total
No personal services.					
Totals	0	0	0	0	0

Component Detail All Funds
University of Alaska

Component: Fairbanks Campus (741)
RDU: University of Alaska Fairbanks (236)

Non-Formula Component

	FY2019 Actuals	FY2020 Conference Committee	FY2020 Authorized	FY2020 Management Plan	FY2021 Governor	FY2020 Management Plan vs FY2021 Governor	
71000 Personal Services	124,397.3	128,498.6	128,498.6	125,415.9	125,415.9	0.0	0.0%
72000 Travel	4,256.9	3,497.1	3,497.1	3,380.1	3,380.1	0.0	0.0%
73000 Services	54,934.2	89,649.4	89,649.4	68,109.8	54,359.8	-13,750.0	-20.2%
74000 Commodities	28,564.5	18,271.5	18,271.5	24,971.8	24,971.8	0.0	0.0%
75000 Capital Outlay	16,352.1	2,588.4	2,588.4	2,210.1	2,210.1	0.0	0.0%
77000 Grants, Benefits	8,824.1	8,453.4	8,453.4	9,459.5	9,459.5	0.0	0.0%
78000 Miscellaneous	23,888.5	17,577.0	17,577.0	16,672.1	16,672.1	0.0	0.0%
Totals	261,217.6	268,535.4	268,535.4	250,219.3	236,469.3	-13,750.0	-5.5%
Fund Sources:							
1002 Fed Rcpts (Fed)	20,238.0	20,003.3	20,003.3	20,003.3	20,003.3	0.0	0.0%
1003 G/F Match (UGF)	997.7	997.7	997.7	997.7	997.7	0.0	0.0%
1004 Gen Fund (UGF)	122,142.6	125,979.6	125,979.6	110,090.0	96,340.0	-13,750.0	-12.5%
1007 I/A Rcpts (Other)	1,373.8	1,425.7	1,425.7	1,425.7	1,425.7	0.0	0.0%
1037 GF/MH (UGF)	50.0	50.0	50.0	50.0	50.0	0.0	0.0%
1048 Univ Rcpt (DGF)	85,474.5	87,980.0	87,980.0	85,480.0	85,480.0	0.0	0.0%
1061 CIP Rcpts (Other)	1,442.9	2,325.6	2,325.6	2,325.6	2,325.6	0.0	0.0%
1151 VoTech Ed (DGF)	434.2	508.3	508.3	581.8	581.8	0.0	0.0%
1174 UA I/A (Other)	29,063.9	29,265.2	29,265.2	29,265.2	29,265.2	0.0	0.0%
Unrestricted General (UGF)	123,190.3	127,027.3	127,027.3	111,137.7	97,387.7	-13,750.0	-12.4%
Designated General (DGF)	85,908.7	88,488.3	88,488.3	86,061.8	86,061.8	0.0	0.0%
Other Funds	31,880.6	33,016.5	33,016.5	33,016.5	33,016.5	0.0	0.0%
Federal Funds	20,238.0	20,003.3	20,003.3	20,003.3	20,003.3	0.0	0.0%
Positions:							
Permanent Full Time	1,102	1,103	1,103	1,096	1,096	0	0.0%
Permanent Part Time	81	81	81	81	81	0	0.0%
Non Permanent	0	0	0	0	0	0	0.0%

Change Record Detail - Multiple Scenarios with Descriptions
University of Alaska

Component: Fairbanks Campus (741)
RDU: University of Alaska Fairbanks (236)

Scenario/Change Record Title	Trans Type	Totals	Personal Services	Travel	Services	Commodities	Capital Outlay	Grants, Benefits	Miscellaneous	Positions		NP
										PFT	PPT	
***** Changes From FY2020 Conference Committee To FY2020 Authorized *****												
FY2020 Conference Committee												
	ConfCom	268,535.4	128,498.6	3,497.1	89,649.4	18,271.5	2,588.4	8,453.4	17,577.0	1,103	81	0
1002 Fed Rcpts		20,003.3										
1003 G/F Match		997.7										
1004 Gen Fund		125,979.6										
1007 I/A Rcpts		1,425.7										
1037 GF/MH		50.0										
1048 Univ Rcpt		87,980.0										
1061 CIP Rcpts		2,325.6										
1151 VoTech Ed		508.3										
1174 UA I/A		29,265.2										
	Subtotal	268,535.4	128,498.6	3,497.1	89,649.4	18,271.5	2,588.4	8,453.4	17,577.0	1,103	81	0
***** Changes From FY2020 Authorized To FY2020 Management Plan *****												
Transfer Authority to Align Budgets with Anticipated Revenue												
	Trout	-2,500.0	0.0	0.0	-2,500.0	0.0	0.0	0.0	0.0	0	0	0
1048 Univ Rcpt		-2,500.0										
Transfers between allocations deemed necessary for FY2020.												
1048 University Receipts												
(2,500.0) Fairbanks Campus												
(2,500.0) Fairbanks Organized Research												
3,600.0 Statewide Services												
1,123.8 Education Trust of Alaska												
276.2 University of Alaska Foundation												
Transfer Authority to Distribute \$25M of the Unallocated Reduction												
	Trout	-12,494.5	0.0	0.0	-12,494.5	0.0	0.0	0.0	0.0	0	0	0
1004 Gen Fund		-12,494.5										
Transfers between allocations deemed necessary for FY2020.												
1004 General Fund												
(\$9,163.6) Anchorage Campus												
(\$12,494.5) Fairbanks Campus												
(\$3,341.9) Statewide Services												

Change Record Detail - Multiple Scenarios with Descriptions
University of Alaska

Component: Fairbanks Campus (741)
RDU: University of Alaska Fairbanks (236)

Scenario/Change Record Title	Trans Type	Totals	Personal Services	Travel	Services	Commodities	Capital Outlay	Grants, Benefits	Miscellaneous	Positions		NP
										PFT	PPT	
\$25,000.0	Systemwide Budget Reductions/Additions											
Transfer Authority and Positions for HR Redesign												
1004 Gen Fund	Trout	-1,346.3	0.0	0.0	-1,346.3	0.0	0.0	0.0	0.0	-18	0	0
The Human Resources redesign is a complete reorganization into a function-based reporting and operating structure across the entire UA system. The redesign transferred positions and the following budgets from campuses to the Statewide Services office: 1004 General Fund (1,343.2) Anchorage Campus (1,346.3) Fairbanks Campus 2,689.5 Statewide Services												
Transfer Authority to Reallocate \$5M for Strategic Initiatives												
1004 Gen Fund	Trout	-723.8	0.0	0.0	-723.8	0.0	0.0	0.0	0.0	0	0	0
Transfers between allocations deemed necessary for FY2020. 1004 General Fund Contributions to Pool \$1,832.7 Anchorage Campus \$2,498.8 Fairbanks Campus \$668.5 Statewide Services Investment from Pool \$1,850.0 Anchorage Campus \$1,775.0 Fairbanks Campus \$1,275.0 Statewide Services \$100.0 Statewide Networks												
Transfer Authority to Reallocate Educators Rising												
1004 Gen Fund	Trout	-825.0	0.0	0.0	-825.0	0.0	0.0	0.0	0.0	0	0	0
This change record reverses the net zero legislative amendment for the Educators Rising program. The Educators Rising program is funded through the university's strategic initiative reallocation. 1004 General Fund												

Change Record Detail - Multiple Scenarios with Descriptions
University of Alaska

Component: Fairbanks Campus (741)
RDU: University of Alaska Fairbanks (236)

Scenario/Change Record Title	Trans Type	Totals	Personal Services	Travel	Services	Commodities	Capital Outlay	Grants, Benefits	Miscellaneous	Positions		NP
										PFT	PPT	
(\$825.0) Fairbanks Campus \$825.0 Budget Reductions/Additions - Systemwide												
Align Authority with Anticipated Expenditures												
1004 Gen Fund	Trout	-500.0	0.0	0.0	-500.0	0.0	0.0	0.0	0.0	0	0	0
Transfers between allocations deemed necessary for FY2020.												
1004 General Fund												
(\$500.0) Fairbanks Campus \$500.0 Statewide Services												
Transfer Authority to Align with Distributions												
1151 VoTech Ed	Trin	73.5	0.0	0.0	73.5	0.0	0.0	0.0	0.0	0	0	0
Transfers between allocations deemed necessary for FY2020.												
1151 Tech Voc Educ Program												
(692.9) Budget Reductions/Additions - Systemwide 419.4 Anchorage Campus 73.5 Fairbanks Campus 200.0 Statewide Services												
Transfer Positions Between Allocations for Anticipated Needs												
	Trin	0.0	0.0	0.0	0.0	0.0	0.0	0.0	0.0	11	0	0
Position transfers deemed necessary to accurately reflect University position assignments for FY2020. Positions will be transferred between various University allocations.												
Align Authority with Anticipated Expenditures												
	LIT	0.0	-3,082.7	-117.0	-3,223.5	6,700.3	-378.3	1,006.1	-904.9	0	0	0
Transfers within the allocation that University management and the Board of Regents have deemed necessary to accurately reflect revenue and expenditure levels for FY2020.												
Subtotal		250,219.3	125,415.9	3,380.1	68,109.8	24,971.8	2,210.1	9,459.5	16,672.1	1,096	81	0

Change Record Detail - Multiple Scenarios with Descriptions
University of Alaska

Component: Fairbanks Campus (741)
RDU: University of Alaska Fairbanks (236)

Scenario/Change Record Title	Trans Type	Totals	Personal Services	Travel	Services	Commodities	Capital Outlay	Grants, Benefits	Miscellaneous	Positions		NP
										PFT	PPT	
***** Changes From FY2020 Management Plan To FY2021 Governor *****												
Distribute Compact Agreement Reduction												
	Dec	-13,750.0	0.0	0.0	-13,750.0	0.0	0.0	0.0	0.0	0	0	0
1004 Gen Fund		-13,750.0										
<p>This change record represents year two of a three-year agreement between the Governor and the University of Alaska Board of Regents. The agreement calls for a reduction of \$25 million (8.3%) unrestricted general fund in FY2021.</p> <p>The distribution of the \$25 million reduction is as follows:</p> <p>Anchorage Campus (\$9,525.0) Fairbanks Campus (\$13,750.0) Statewide Services (\$1,725.0)</p>												
	Totals	236,469.3	125,415.9	3,380.1	54,359.8	24,971.8	2,210.1	9,459.5	16,672.1	1,096	81	0

Personal Services Expenditure Detail
University of Alaska

Component: Fairbanks Campus (741)
RDU: University of Alaska Fairbanks (236)

Notes:

1. If a position is split, an asterisk (*) will appear in the Split/Count column. If the split position is also counted in the component, two asterisks (**) will appear in the column.
2. "Pool" PCN refers to UA temporary positions, such as adjunct faculty; student employees; and other non-permanent staff. Multiple incumbents share the same labor pool position number and pooled budget.

PCN	Job Class Title	Location	Time Status	Split/ Count	Employee Class	Benefit Rate	Annual Budgeted Salary	Annual Benefits	Total Costs	UGF Estimate
103010	IS Manager 3	Fairbanks	FT	*	APT - Exempt Employees	40.7%	17,200	7,000	24,200	13,732
200005	Assistant Professor	Fairbanks	FT		United Academics BU	29.8%	57,000	16,986	73,986	41,981
200010	Campus Services Generalist 4	Fairbanks	FT		PERS - Classified	48.7%	25,261	12,302	37,563	21,314
200026	Assistant Professor	Fairbanks	FT		United Academics BU	29.8%	60,000	17,880	77,880	44,191
200030	Associate Professor	Fairbanks	FT		United Academics BU	29.8%	110,200	32,840	143,040	81,164
200035	Associate Professor	Fairbanks	FT		United Academics BU	29.8%	83,606	24,915	108,521	61,577
200040	Professor	Fairbanks	FT		United Academics BU	29.8%	91,378	27,231	118,609	67,301
200045	Assistant Professor	Fairbanks	FT		United Academics BU	29.8%	64,000	19,072	83,072	47,137
200055	Professor	Fairbanks	FT		United Academics BU	29.8%	84,691	25,238	109,929	62,376
200066	Professor	Fairbanks	FT		United Academics BU	29.8%	78,123	23,281	101,404	57,539
200072	Crafts & Trades II (CT2)	Fairbanks	FT		AHECTE- Labor Trades & Crafts	44.5%	52,270	23,260	75,530	42,858
200080	Professor	Fairbanks	FT		United Academics BU	29.8%	93,647	27,907	121,554	68,972
200090	Assistant Professor	Fairbanks	FT		United Academics BU	29.8%	82,000	24,436	106,436	60,394
200100	Professor	Fairbanks	FT		United Academics BU	29.8%	93,454	27,849	121,303	68,830
200105	Professor	Fairbanks	FT		United Academics BU	29.8%	102,692	30,602	133,294	75,634
200115	Professor	Fairbanks	FT		United Academics BU	29.8%	80,447	23,973	104,420	59,250
200136	Student Svcs Manager 2	Fairbanks	FT		APT - Exempt Employees	40.7%	71,196	28,977	100,173	56,840
200140	Professor	Fairbanks	FT		United Academics BU	29.8%	113,942	33,955	147,897	83,920
200145	Professor	Fairbanks	FT		United Academics BU	29.8%	94,280	28,095	122,375	69,439
200156	Associate Professor	Fairbanks	FT		United Academics BU	29.8%	73,446	21,887	95,333	54,094
200160	Professor	Fairbanks	FT		United Academics BU	29.8%	133,199	39,693	172,892	84,064
200166	Assistant Professor	Fairbanks	FT		United Academics BU	29.8%	57,002	16,987	73,989	41,983
200170	Associate Professor	Fairbanks	FT		United Academics BU	29.8%	71,487	21,303	92,790	52,651
200175	Professor	Fairbanks	FT		United Academics BU	29.8%	82,148	24,480	106,628	60,503
200191	Senior Administrator Officer	Fairbanks	FT		Sr. Administrator	26.2%	122,427	32,076	154,503	87,668
200200	Fac Svcs-MO&U Supervisor 5	Fairbanks	FT		APT - Exempt Employees	40.7%	81,511	33,175	114,686	65,075
200206	Maint Service Workr III (MSW3)	Fairbanks	FT		AHECTE- Labor Trades & Crafts	44.5%	43,000	19,135	62,135	482
200211	Associate Professor	Fairbanks	FT		United Academics BU	29.8%	118,125	35,201	153,326	87,001
200221	Maint Service Workr III (MSW3)	Fairbanks	FT		AHECTE- Labor Trades & Crafts	44.5%	38,200	16,999	55,199	428
200230	Associate Professor	Fairbanks	FT		United Academics BU	29.8%	66,515	19,821	86,336	48,989

Personal Services Expenditure Detail
University of Alaska

Component: Fairbanks Campus (741)
RDU: University of Alaska Fairbanks (236)

Notes:

1. If a position is split, an asterisk (*) will appear in the Split/Count column. If the split position is also counted in the component, two asterisks (**) will appear in the column.
2. "Pool" PCN refers to UA temporary positions, such as adjunct faculty; student employees; and other non-permanent staff. Multiple incumbents share the same labor pool position number and pooled budget.

PCN	Job Class Title	Location	Time Status	Split/ Count	Employee Class	Benefit Rate	Annual Budgeted Salary	Annual Benefits	Total Costs	UGF Estimate
200235	Professor	Fairbanks	FT		United Academics BU	29.8%	52,579	15,669	68,248	38,725
200250	Professor	Fairbanks	FT		United Academics BU	29.8%	83,269	24,814	108,083	61,329
200255	Assistant Professor	Fairbanks	FT		United Academics BU	29.8%	87,900	26,194	114,094	64,740
200270	Professor	Fairbanks	FT		United Academics BU	29.8%	96,538	28,768	125,306	71,102
200275	Professor	Fairbanks	FT		United Academics BU	29.8%	89,018	26,527	115,545	65,563
200280	Associate Professor	Fairbanks	FT		United Academics BU	29.8%	74,341	22,154	96,495	54,753
200285	Assistant Professor	Fairbanks	FT		United Academics BU	29.8%	60,000	17,880	77,880	44,191
200291	Assistant Professor	Fairbanks	FT		United Academics BU	29.8%	64,916	19,345	84,261	47,812
200296	Professor	Fairbanks	FT		United Academics BU	29.8%	79,396	23,660	103,056	58,476
200300	Professor	Fairbanks	FT		United Academics BU	29.8%	78,256	23,320	101,576	57,637
200305	Associate Professor	Fairbanks	FT		United Academics BU	29.8%	116,500	34,717	151,217	85,804
200311	Assistant Professor	Fairbanks	FT		United Academics BU	29.8%	100	0	100	0
200315	Professor	Fairbanks	PT		United Academics BU	29.8%	88,309	26,316	114,625	65,041
200325	Associate Professor	Fairbanks	FT		United Academics BU	29.8%	90,375	26,932	117,307	66,562
200331	Admin Generalist 4	Fairbanks	FT		PERS - Classified	48.7%	45,530	22,173	67,703	38,416
200335	Professor	Fairbanks	FT		United Academics BU	29.8%	100	0	100	0
200340	Associate Professor	Fairbanks	PT		United Academics BU	29.8%	44,302	13,202	57,504	32,629
200345	Associate Professor	Fairbanks	FT		United Academics BU	29.8%	68,600	20,443	89,043	50,525
200350	Associate Professor	Fairbanks	FT		United Academics BU	29.8%	74,513	22,205	96,718	54,880
200355	Associate Professor	Fairbanks	FT		United Academics BU	29.8%	92,905	27,686	120,591	68,426
200366	Associate Professor	Fairbanks	FT		United Academics BU	29.8%	77,337	23,046	100,383	56,960
200373	Instructor	Fairbanks	FT		United Academics BU	29.8%	51,457	15,334	66,791	37,899
200376	Associate Professor	Fairbanks	FT		United Academics BU	29.8%	152,600	45,475	198,075	84,257
200386	Associate Professor	Fairbanks	FT		United Academics BU	29.8%	80,402	23,960	104,362	59,217
200390	Assistant Professor	Fairbanks	FT		United Academics BU	29.8%	65,999	19,668	85,667	48,609
200396	Associate Professor	Fairbanks	PT		United Academics BU	29.8%	77,234	23,016	100,250	56,884
200400	Professor	Fairbanks	FT		United Academics BU	29.8%	126,655	37,743	164,398	93,283
200405	Student Svcs Professional 3	Fairbanks	FT		APT - Exempt Employees	40.7%	63,565	25,871	89,436	50,748
200416	Professor	Fairbanks	FT		United Academics BU	29.8%	121,786	36,292	158,078	75,658
200425	Associate Professor	Fairbanks	FT		United Academics BU	29.8%	114,300	34,061	148,361	84,184

Personal Services Expenditure Detail
University of Alaska

Component: Fairbanks Campus (741)
RDU: University of Alaska Fairbanks (236)

Notes:

1. If a position is split, an asterisk (*) will appear in the Split/Count column. If the split position is also counted in the component, two asterisks (**) will appear in the column.
2. "Pool" PCN refers to UA temporary positions, such as adjunct faculty; student employees; and other non-permanent staff. Multiple incumbents share the same labor pool position number and pooled budget.

PCN	Job Class Title	Location	Time Status	Split/ Count	Employee Class	Benefit Rate	Annual Budgeted Salary	Annual Benefits	Total Costs	UGF Estimate
200431	Maint Service Workr III (MSW3)	Fairbanks	FT		AHECTE- Labor Trades & Crafts	44.5%	38,200	16,999	55,199	428
200435	Assistant Professor	Fairbanks	FT		United Academics BU	29.8%	86,735	25,847	112,582	59,149
200440	Professor	Fairbanks	FT		United Academics BU	29.8%	122,044	36,369	158,413	77,024
200450	Professor	Fairbanks	PT		United Academics BU	29.8%	88,663	26,422	115,085	65,302
200455	Professor	Fairbanks	FT		United Academics BU	29.8%	101,776	30,329	132,105	74,959
200461	Professor	Fairbanks	FT		United Academics BU	29.8%	89,319	26,617	115,936	65,785
200475	Associate Professor	Fairbanks	PT		United Academics BU	29.8%	41,132	12,257	53,389	30,294
200480	Associate Professor	Fairbanks	FT		United Academics BU	29.8%	107,636	32,076	139,712	79,275
200500	Professor	Fairbanks	PT		United Academics BU	29.8%	85,349	25,434	110,783	62,861
200505	Assistant Professor	Fairbanks	FT		United Academics BU	29.8%	83,447	24,867	108,314	61,460
200516	Associate Professor	Fairbanks	FT		United Academics BU	29.8%	89,104	26,553	115,657	65,626
200531	Crafts & Trades I (CT1)	Fairbanks	FT		AHECTE- Labor Trades & Crafts	44.5%	55,910	24,880	80,790	45,842
200535	Assistant Professor	Fairbanks	FT		United Academics BU	29.8%	176,826	52,694	229,520	69,494
200540	Assistant Professor	Fairbanks	FT		United Academics BU	29.8%	85,900	25,598	111,498	51,924
200545	Associate Professor	Fairbanks	FT		United Academics BU	29.8%	75,206	22,411	97,617	55,390
200547	Professor	Fairbanks	FT		United Academics BU	29.8%	100	0	100	0
200550	Assistant Professor	Fairbanks	FT		United Academics BU	29.8%	60,167	17,930	78,097	44,314
200555	Comm Specialist 4 (NE)	Fairbanks	FT		PERS - Classified	48.7%	65,101	31,704	96,805	54,929
200570	Associate Professor	Fairbanks	FT		United Academics BU	29.8%	72,097	21,485	93,582	53,100
200576	Student Svcs Manager 2	Fairbanks	FT		APT - Exempt Employees	40.7%	84,821	34,522	119,343	67,718
200585	Associate Professor	Fairbanks	FT		United Academics BU	29.8%	72,627	21,643	94,270	53,491
200590	Assistant Professor	Fairbanks	FT		United Academics BU	29.8%	75,600	22,529	98,129	51,556
200605	Associate Professor	Fairbanks	FT		United Academics BU	29.8%	75,931	22,627	98,558	55,924
200615	Professor	Fairbanks	FT		United Academics BU	29.8%	72,858	21,712	94,570	53,661
200622	Professor	Fairbanks	FT		United Academics BU	29.8%	86,202	25,688	111,890	63,489
200632	Fiscal Technician 2	Fairbanks	FT		PERS - Classified	48.7%	31,419	15,301	46,720	26,510
200636	Human Resources Technician 3	Fairbanks	FT		PERS - Classified	48.7%	70,908	34,532	105,440	59,829
200643	Admin Generalist 3	Fairbanks	FT		PERS - Classified	48.7%	33,681	16,403	50,084	28,419
200645	Admin Generalist 3	Fairbanks	FT		PERS - Classified	48.7%	37,867	18,441	56,308	31,951
200656	Fiscal Professional 3	Fairbanks	FT		APT - Exempt Employees	40.7%	70,221	28,580	98,801	56,062

Personal Services Expenditure Detail
University of Alaska

Component: Fairbanks Campus (741)
RDU: University of Alaska Fairbanks (236)

Notes:

1. If a position is split, an asterisk (*) will appear in the Split/Count column. If the split position is also counted in the component, two asterisks (**) will appear in the column.
2. "Pool" PCN refers to UA temporary positions, such as adjunct faculty; student employees; and other non-permanent staff. Multiple incumbents share the same labor pool position number and pooled budget.

PCN	Job Class Title	Location	Time Status	Split/ Count	Employee Class	Benefit Rate	Annual Budgeted Salary	Annual Benefits	Total Costs	UGF Estimate
200661	Admin Generalist 2	Fairbanks	FT		PERS - Classified	48.7%	21,739	10,587	32,326	18,342
200671	Admin Generalist 2	Fairbanks	FT		PERS - Classified	48.7%	36,400	17,727	54,127	0
200676	IS Professional 4A	Fairbanks	FT		APT - Exempt Employees	40.7%	68,200	27,757	95,957	54,448
200690	Admin Generalist 4	Fairbanks	FT		PERS - Classified	48.7%	22,454	10,935	33,389	18,946
200700	Assistant Professor	Fairbanks	FT		United Academics BU	29.8%	69,937	20,841	90,778	51,510
200701	Admin Generalist 3	Fairbanks	FT		PERS - Classified	48.7%	40,014	19,487	59,501	33,762
200703	Fac Svcs-MO&U Supervisor 3	Fairbanks	FT		APT - Exempt Employees	40.7%	55,860	22,735	78,595	44,597
200712	Admin Generalist 3	Fairbanks	FT		PERS - Classified	48.7%	48,132	23,440	71,572	40,612
200721	Fiscal Technician 3	Fairbanks	FT		PERS - Classified	48.7%	36,785	17,914	54,699	24,851
200726	Admin Generalist 3	Fairbanks	FT		PERS - Classified	48.7%	36,442	17,747	54,189	30,748
201570	Student Svcs Professional 3	Fairbanks	FT		APT - Exempt Employees	40.7%	54,242	22,076	76,318	43,305
201587	Professor	Fairbanks	FT		United Academics BU	29.8%	86,840	25,878	112,718	63,959
201595	Admin Specialist 2	Fairbanks	FT		PERS - Classified	48.7%	49,285	24,002	73,287	568
201601	Administrative Professional 1	Fairbanks	FT		APT - Exempt Employees	40.7%	100	0	100	0
201730	Associate Professor	Fairbanks	FT		United Academics BU	29.8%	70,283	20,944	91,227	51,764
201733	Assistant Professor	Fairbanks	FT		United Academics BU	29.8%	66,004	19,669	85,673	48,613
201737	Associate Professor	Fairbanks	FT		United Academics BU	29.8%	88,319	26,319	114,638	60,230
201740	Professor	Fairbanks	FT		United Academics BU	29.8%	88,990	26,519	115,509	65,542
201760	Associate Professor	Fairbanks	FT		United Academics BU	29.8%	81,112	24,171	105,283	59,740
201765	Admin Generalist 3	Fairbanks	FT		PERS - Classified	48.7%	39,858	19,411	59,269	33,630
201770	Professor	Fairbanks	FT		United Academics BU	29.8%	57,000	16,986	73,986	41,981
201775	Associate Professor	Fairbanks	FT		United Academics BU	29.8%	77,525	23,102	100,627	57,098
201780	Associate Professor	Fairbanks	FT		United Academics BU	29.8%	78,162	23,292	101,454	57,567
201785	Admin Specialist 3	Fairbanks	FT		APT - Exempt Employees	40.7%	42,760	17,403	60,163	34,138
201790	Admin Generalist 4	Fairbanks	FT		PERS - Classified	48.7%	41,165	20,047	61,212	34,733
201800	Assistant Professor	Fairbanks	FT		United Academics BU	29.8%	69,682	20,765	90,447	51,322
201803	Admin Generalist 4	Fairbanks	FT		PERS - Classified	48.7%	64,854	31,584	96,438	54,721
201805	Broadcast/Media Professional 3	Fairbanks	FT		APT - Exempt Employees	40.7%	56,100	22,833	78,933	44,788
201812	Associate Professor	Fairbanks	PT		United Academics BU	29.8%	84,472	25,173	109,645	45,201
201816	Associate Professor	Fairbanks	PT		United Academics BU	29.8%	88,052	26,239	114,291	64,852

Personal Services Expenditure Detail
University of Alaska

Component: Fairbanks Campus (741)
RDU: University of Alaska Fairbanks (236)

Notes:

1. If a position is split, an asterisk (*) will appear in the Split/Count column. If the split position is also counted in the component, two asterisks (**) will appear in the column.
2. "Pool" PCN refers to UA temporary positions, such as adjunct faculty; student employees; and other non-permanent staff. Multiple incumbents share the same labor pool position number and pooled budget.

PCN	Job Class Title	Location	Time Status	Split/ Count	Employee Class	Benefit Rate	Annual Budgeted Salary	Annual Benefits	Total Costs	UGF Estimate
201817	Student Svcs Professional 2	Fairbanks	FT		PERS - Classified	48.7%	51,064	24,868	75,932	43,086
201819	Administrative Professional 2	Fairbanks	FT		APT - Exempt Employees	40.7%	83,158	33,845	117,003	66,390
201823	Professor	Fairbanks	FT		United Academics BU	29.8%	119,032	35,472	154,504	46,866
201830	Assistant Professor	Fairbanks	FT		United Academics BU	29.8%	116,000	34,568	150,568	42,718
201840	Administrative Professional 1	Fairbanks	FT		APT - Exempt Employees	40.7%	90,986	37,031	128,017	72,640
201860	Professor	Fairbanks	FT		United Academics BU	29.8%	154,565	46,060	200,625	53,003
201870	Assistant Professor	Fairbanks	FT		United Academics BU	29.8%	66,000	19,668	85,668	48,610
201875	Assistant Professor	Fairbanks	FT		United Academics BU	29.8%	57,500	17,135	74,635	42,350
201882	Associate Professor	Fairbanks	FT		United Academics BU	29.8%	84,042	25,045	109,087	57,701
201895	Administrative Professional 3	Fairbanks	FT		APT - Exempt Employees	40.7%	83,200	33,862	117,062	66,424
201900	IS Professional 4A	Fairbanks	FT		APT - Exempt Employees	40.7%	64,300	26,170	90,470	51,335
201906	Associate Vice Chancellor	Fairbanks	FT		Sr. Administrator	26.2%	41,143	10,779	51,922	29,462
201930	Library Professional 3	Fairbanks	FT		APT - Exempt Employees	40.7%	64,022	26,057	90,079	51,113
201941	Student Svcs Professional 3	Fairbanks	FT		APT - Exempt Employees	40.7%	46,992	19,126	66,118	21,437
201950	Director (Admin)	Fairbanks	FT		Sr. Administrator	26.2%	121,200	31,754	152,954	86,790
201955	Admin Generalist 3	Fairbanks	FT		PERS - Classified	48.7%	43,866	21,363	65,229	37,012
201961	Student Svcs Technician 3	Fairbanks	FT		PERS - Classified	48.7%	54,225	26,408	80,633	45,753
201970	Admin Specialist 2	Fairbanks	FT		PERS - Classified	48.7%	62,895	30,630	93,525	53,068
201977	Student Svcs Professional 3	Fairbanks	FT		APT - Exempt Employees	40.7%	57,013	23,204	80,217	45,517
201986	Administrative Professional 1	Fairbanks	FT		APT - Exempt Employees	40.7%	100	0	100	0
201991	Student Svcs Professional 3	Fairbanks	FT		APT - Exempt Employees	40.7%	73,050	29,731	102,781	58,320
202002	Student Svcs Professional 3	Fairbanks	FT		APT - Exempt Employees	40.7%	100	0	100	0
202006	Instructional Designer 4	Fairbanks	FT		APT - Exempt Employees	40.7%	82,352	33,517	115,869	65,747
202090	Professor	Fairbanks	FT		United Academics BU	29.8%	92,331	27,515	119,846	68,003
202835	Associate Professor	Fairbanks	FT		United Academics BU	29.8%	94,000	28,012	122,012	69,232
202847	Professor	Fairbanks	FT		United Academics BU	29.8%	167,800	50,004	217,804	92,654
202856	Instructional Designer 3	Fairbanks	FT		APT - Exempt Employees	40.7%	70,210	28,575	98,785	56,053
202861	Associate Professor	Fairbanks	FT		United Academics BU	29.8%	89,314	26,616	115,930	65,781
202865	Associate Professor	Fairbanks	FT		United Academics BU	29.8%	63,500	18,923	82,423	35,058
202876	Professor	Fairbanks	FT		United Academics BU	29.8%	179,800	53,580	233,380	99,282

Personal Services Expenditure Detail
University of Alaska

Component: Fairbanks Campus (741)
RDU: University of Alaska Fairbanks (236)

Notes:

1. If a position is split, an asterisk (*) will appear in the Split/Count column. If the split position is also counted in the component, two asterisks (**) will appear in the column.
2. "Pool" PCN refers to UA temporary positions, such as adjunct faculty; student employees; and other non-permanent staff. Multiple incumbents share the same labor pool position number and pooled budget.

PCN	Job Class Title	Location	Time Status	Split/ Count	Employee Class	Benefit Rate	Annual Budgeted Salary	Annual Benefits	Total Costs	UGF Estimate
202886	Professor	Fairbanks	FT		United Academics BU	29.8%	145,700	43,419	189,119	45,517
202890	Assistant Professor	Fairbanks	FT		United Academics BU	29.8%	65,240	19,442	84,682	48,050
202895	IS Net Technician 6	Fairbanks	FT		PERS - Classified	48.7%	54,300	26,444	80,744	45,816
202897	Professor	Fairbanks	FT		United Academics BU	29.8%	186,800	55,666	242,466	103,186
202916	Associate Dean/Faculty	Fairbanks	FT		Non-Represented Faculty	26.2%	153,200	40,138	193,338	109,705
202931	Professor	Fairbanks	FT		United Academics BU	29.8%	126,500	37,697	164,197	93,169
202935	Associate Professor	Fairbanks	FT		United Academics BU	29.8%	99,100	29,532	128,632	72,989
202940	Assistant Professor	Fairbanks	FT		United Academics BU	29.8%	100	0	100	0
202946	IS Professional 4A	Fairbanks	FT		APT - Exempt Employees	40.7%	73,800	30,037	103,837	58,919
202950	Associate Professor	Fairbanks	FT		United Academics BU	29.8%	78,455	23,380	101,835	57,783
202960	Professor	Fairbanks	FT		United Academics BU	29.8%	169,400	50,481	219,881	93,537
202966	Professor	Fairbanks	FT		United Academics BU	29.8%	100	0	100	0
202974	Research Professional 2	Fairbanks	FT		APT - Exempt Employees	40.7%	59,400	24,176	83,576	47,423
202990	Admin Generalist 3	Fairbanks	FT		PERS - Classified	48.7%	30,600	14,902	45,502	25,819
202993	Fiscal Manager 2	Fairbanks	FT		APT - Exempt Employees	40.7%	99,508	40,500	140,008	79,444
203330	Associate Professor	Fairbanks	FT		United Academics BU	29.8%	100	0	100	0
203345	Assistant Professor	Fairbanks	FT		United Academics BU	29.8%	168,334	50,164	218,498	123,980
203355	Associate Professor	Fairbanks	FT		United Academics BU	29.8%	162,416	48,400	210,816	119,622
203357	Professor	Fairbanks	FT		United Academics BU	29.8%	184,983	55,125	240,108	136,243
203361	Associate Professor	Fairbanks	FT		United Academics BU	29.8%	110,000	32,780	142,780	81,017
203366	Professor	Fairbanks	FT		United Academics BU	29.8%	133,221	39,700	172,921	98,119
203375	Assistant Professor	Fairbanks	FT		United Academics BU	29.8%	127,008	37,848	164,856	93,543
203385	Safety Svcs-Police 2	Fairbanks	FT		PERS - Classified	48.7%	56,950	27,735	84,685	48,052
203390	Admin Generalist 3	Fairbanks	FT		PERS - Classified	48.7%	30,473	14,840	45,313	25,712
203405	Associate Professor	Fairbanks	FT		United Academics BU	29.8%	141,862	42,275	184,137	104,483
203406	Associate Professor	Fairbanks	PT		United Academics BU	29.8%	91,766	27,346	119,112	67,587
203415	Research Professional 3	Fairbanks	FT		APT - Exempt Employees	40.7%	61,714	25,118	86,832	39,416
203430	Professor	Fairbanks	FT		United Academics BU	29.8%	182,497	54,384	236,881	134,412
203435	Professor	Fairbanks	FT		United Academics BU	29.8%	122,959	36,642	159,601	90,561
203445	Assistant Professor	Fairbanks	FT		United Academics BU	29.8%	100	0	100	0

Personal Services Expenditure Detail
University of Alaska

Component: Fairbanks Campus (741)
RDU: University of Alaska Fairbanks (236)

Notes:

1. If a position is split, an asterisk (*) will appear in the Split/Count column. If the split position is also counted in the component, two asterisks (**) will appear in the column.
2. "Pool" PCN refers to UA temporary positions, such as adjunct faculty; student employees; and other non-permanent staff. Multiple incumbents share the same labor pool position number and pooled budget.

PCN	Job Class Title	Location	Time Status	Split/ Count	Employee Class	Benefit Rate	Annual Budgeted Salary	Annual Benefits	Total Costs	UGF Estimate
203450	Student Svcs Professional 4	Fairbanks	FT		APT - Exempt Employees	40.7%	72,373	29,456	101,829	57,780
203455	Professor	Fairbanks	FT		United Academics BU	29.8%	148,892	44,370	193,262	109,661
203461	Professor	Fairbanks	FT		United Academics BU	29.8%	146,148	43,552	189,700	107,640
203481	Admin Specialist 2	Fairbanks	FT		PERS - Classified	48.7%	58,800	28,636	87,436	49,613
203485	Fiscal Technician 3	Fairbanks	FT		PERS - Classified	48.7%	51,600	25,129	76,729	43,538
203490	Fiscal Technician 3	Fairbanks	FT		PERS - Classified	48.7%	40,230	19,592	59,822	33,944
203501	Admin Specialist 2	Fairbanks	FT		PERS - Classified	48.7%	52,142	25,393	77,535	43,995
203845	Professor	Fairbanks	FT		United Academics BU	29.8%	155,000	46,190	201,190	85,583
203850	Professor	Fairbanks	FT		United Academics BU	29.8%	179,100	53,372	232,472	98,914
203855	Professor	Fairbanks	FT		United Academics BU	29.8%	129,400	38,561	167,961	95,305
203860	Student Svcs Professional 3	Fairbanks	FT		APT - Exempt Employees	40.7%	64,201	26,130	90,331	51,256
203865	IS Net Technician 6	Fairbanks	FT		PERS - Classified	48.7%	49,600	24,155	73,755	41,850
203875	Associate Professor	Fairbanks	FT		United Academics BU	29.8%	124,900	37,220	162,120	79,102
203885	Student Svcs Professional 3	Fairbanks	FT		APT - Exempt Employees	40.7%	65,600	26,699	92,299	52,373
203895	Professor	Fairbanks	FT		United Academics BU	29.8%	116,300	34,657	150,957	85,657
203900	Associate Professor	Fairbanks	FT		United Academics BU	29.8%	105,400	31,409	136,809	77,629
203905	Assistant Professor	Fairbanks	FT		United Academics BU	29.8%	142,900	42,584	185,484	83,447
203921	Admin Generalist 3	Fairbanks	FT		PERS - Classified	48.7%	28,800	14,026	42,826	24,300
203925	Crafts & Trades II (CT2)	Fairbanks	FT		AHECTE- Labor Trades & Crafts	44.5%	52,270	23,260	75,530	42,858
203930	Admin Generalist 3	Fairbanks	FT		PERS - Classified	48.7%	100	0	100	0
203931	Admin Specialist 3	Fairbanks	FT		APT - Exempt Employees	40.7%	59,900	24,379	84,279	47,822
204070	Assistant Professor	Fairbanks	FT		United Academics BU	29.8%	76,920	22,922	99,842	52,456
204095	Professor	Fairbanks	FT		United Academics BU	29.8%	131,461	39,175	170,636	96,823
204105	Associate Professor	Fairbanks	FT		United Academics BU	29.8%	84,201	25,092	109,293	62,015
204110	Professor	Fairbanks	FT		United Academics BU	29.8%	114,500	34,121	148,621	84,331
204115	Assistant Professor	Fairbanks	FT		United Academics BU	29.8%	81,690	24,344	106,034	51,556
204121	Communications Manager 3	Fairbanks	FT		APT - Exempt Employees	40.7%	72,651	29,569	102,220	58,002
204125	Assistant Professor	Fairbanks	FT		United Academics BU	29.8%	72,360	21,563	93,923	49,346
204130	Associate Professor	Fairbanks	FT		United Academics BU	29.8%	101,950	30,381	132,331	52,771
204135	Professor	Fairbanks	FT		United Academics BU	29.8%	97,633	29,095	126,728	71,908

Personal Services Expenditure Detail
University of Alaska

Component: Fairbanks Campus (741)
RDU: University of Alaska Fairbanks (236)

Notes:

1. If a position is split, an asterisk (*) will appear in the Split/Count column. If the split position is also counted in the component, two asterisks (**) will appear in the column.
2. "Pool" PCN refers to UA temporary positions, such as adjunct faculty; student employees; and other non-permanent staff. Multiple incumbents share the same labor pool position number and pooled budget.

PCN	Job Class Title	Location	Time Status	Split/ Count	Employee Class	Benefit Rate	Annual Budgeted Salary	Annual Benefits	Total Costs	UGF Estimate
204141	Associate Professor	Fairbanks	FT		United Academics BU	29.8%	95,735	28,529	124,264	70,510
204146	Safety Svcs-Fire 1	Fairbanks	FT		PERS - Classified - Firefighters	48.7%	101,677	49,517	151,194	12,869
204151	Student Svcs Manager 2	Fairbanks	FT		APT - Exempt Employees	40.7%	64,200	26,129	90,329	51,255
204160	Professor	Fairbanks	FT		United Academics BU	29.8%	114,509	34,124	148,633	84,338
204165	Associate Professor	Fairbanks	FT		United Academics BU	29.8%	91,453	27,253	118,706	67,356
204181	Professor	Fairbanks	FT		United Academics BU	29.8%	111,521	33,233	144,754	82,137
204200	Assistant Professor	Fairbanks	FT		United Academics BU	29.8%	79,400	23,661	103,061	58,479
204206	Professor	Fairbanks	FT		United Academics BU	29.8%	94,030	28,021	122,051	69,254
204215	Associate Professor	Fairbanks	FT		United Academics BU	29.8%	82,568	24,605	107,173	60,813
204221	Senior Administrator Director	Fairbanks	FT		Sr. Administrator	26.2%	130,791	34,267	165,058	93,658
204225	Professor	Fairbanks	FT		United Academics BU	29.8%	91,183	27,173	118,356	67,158
204236	Assistant Professor	Fairbanks	FT		United Academics BU	29.8%	79,336	23,642	102,978	50,083
204241	Fiscal Technician 4	Fairbanks	FT		PERS - Classified	48.7%	50,100	24,399	74,499	42,272
204245	Associate Professor	Fairbanks	FT		United Academics BU	29.8%	44,000	13,112	57,112	32,407
204250	Environmental Health/Safety 3	Fairbanks	FT		APT - Exempt Employees	40.7%	76,126	30,983	107,109	60,776
204277	Associate Professor	Fairbanks	FT		United Academics BU	29.8%	102,900	30,664	133,564	56,859
204290	Professor	Fairbanks	FT		United Academics BU	29.8%	100	0	100	0
204296	Environmental Health/Safety 3	Fairbanks	FT		APT - Exempt Employees	40.7%	43,064	17,527	60,591	34,381
204311	Professor	Fairbanks	FT		United Academics BU	29.8%	99,943	29,783	129,726	54,239
204326	Professor	Fairbanks	FT		United Academics BU	29.8%	105,670	31,490	137,160	66,690
204330	Associate Professor	Fairbanks	FT		United Academics BU	29.8%	104,500	31,141	135,641	76,966
204347	Student Svcs Technician 3	Fairbanks	FT		PERS - Classified	48.7%	45,531	22,174	67,705	38,417
204352	Associate Dean/Faculty	Fairbanks	FT		Non-Represented Faculty	26.2%	139,179	36,465	175,644	74,748
204370	Professor	Fairbanks	PT		United Academics BU	29.8%	88,235	26,294	114,529	64,986
204380	Professor	Fairbanks	PT		United Academics BU	29.8%	91,019	27,124	118,143	62,071
204400	Associate Professor	Fairbanks	PT		United Academics BU	29.8%	88,637	26,414	115,051	65,282
204404	Research Professional 3	Fairbanks	FT		APT - Exempt Employees	40.7%	77,604	31,585	109,189	61,956
204435	Assistant Professor	Fairbanks	FT		United Academics BU	29.8%	100	0	100	0
204470	Professor	Fairbanks	FT		United Academics BU	29.8%	105,388	31,406	136,794	77,620
204475	Administrative Professional 2	Fairbanks	FT		APT - Exempt Employees	40.7%	90,986	37,031	128,017	72,640

Personal Services Expenditure Detail
University of Alaska

Component: Fairbanks Campus (741)
RDU: University of Alaska Fairbanks (236)

Notes:

1. If a position is split, an asterisk (*) will appear in the Split/Count column. If the split position is also counted in the component, two asterisks (**) will appear in the column.
2. "Pool" PCN refers to UA temporary positions, such as adjunct faculty; student employees; and other non-permanent staff. Multiple incumbents share the same labor pool position number and pooled budget.

PCN	Job Class Title	Location	Time Status	Split/ Count	Employee Class	Benefit Rate	Annual Budgeted Salary	Annual Benefits	Total Costs	UGF Estimate
204481	Student Svcs Manager 2	Fairbanks	FT		APT - Exempt Employees	40.7%	93,128	37,903	131,031	74,350
204490	Professor	Fairbanks	FT		United Academics BU	29.8%	120,990	36,055	157,045	89,111
204500	Maint Service Worker IV (MSW4)	Fairbanks	FT		AHECTE- Labor Trades & Crafts	44.5%	41,288	18,373	59,661	33,853
204505	Professor	Fairbanks	FT		United Academics BU	29.8%	194,300	57,901	252,201	85,804
204531	Professor	Fairbanks	FT		United Academics BU	29.8%	89,596	26,700	116,296	65,989
204542	Student Svcs Professional 3	Fairbanks	FT		APT - Exempt Employees	40.7%	48,209	19,621	67,830	38,488
204556	Professor	Fairbanks	FT		United Academics BU	29.8%	116,264	34,647	150,911	60,368
204566	Student Svcs Professional 2	Fairbanks	FT		PERS - Classified	48.7%	49,770	24,238	74,008	41,994
204576	Associate Professor	Fairbanks	FT		United Academics BU	29.8%	106,746	31,810	138,556	33,803
204595	Research Technician 3	Fairbanks	FT		PERS - Classified	48.7%	49,587	24,149	73,736	41,839
204600	Admin Generalist 4	Fairbanks	FT		PERS - Classified	48.7%	45,913	22,360	68,273	38,739
204605	Human Resources Technician 3	Fairbanks	FT		PERS - Classified	48.7%	52,083	25,364	77,447	43,945
204610	Admin Generalist 4	Fairbanks	FT		PERS - Classified	48.7%	52,083	25,364	77,447	43,945
204613	Professor	Fairbanks	FT		United Academics BU	29.8%	102,740	30,617	133,357	75,669
204625	Admin Generalist 3	Fairbanks	FT		PERS - Classified	48.7%	53,144	25,881	79,025	44,841
204641	Student Svcs Manager 2	Fairbanks	FT		APT - Exempt Employees	40.7%	77,100	31,380	108,480	61,554
204650	Admin Generalist 4	Fairbanks	FT		PERS - Classified	48.7%	48,588	23,662	72,250	40,996
204700	Professor	Fairbanks	FT		United Academics BU	29.8%	132,056	39,353	171,409	67,138
205555	Director (Admin)	Fairbanks	FT		Sr. Administrator	26.2%	140,000	36,680	176,680	100,252
205560	Student Svcs Manager 2	Fairbanks	FT		APT - Exempt Employees	40.7%	76,000	30,932	106,932	60,676
206638	Student Svcs Professional 2	Fairbanks	PT		PERS - Classified	48.7%	34,913	17,003	51,916	29,458
206656	Admin Specialist 3	Fairbanks	FT		APT - Exempt Employees	40.7%	65,755	26,762	92,517	52,496
206690	Admin Generalist 2	Fairbanks	FT		PERS - Classified	48.7%	100	0	100	0
206695	Broadcast/Media Professional 3	Fairbanks	FT		APT - Exempt Employees	40.7%	62,800	25,560	88,360	0
206720	Library Professional 4	Fairbanks	FT		APT - Exempt Employees	40.7%	76,024	30,942	106,966	60,695
206723	Broadcast/Media Professional 3	Fairbanks	FT		APT - Exempt Employees	40.7%	67,800	27,595	95,395	0
206746	Broadcast/Media Professional 2	Fairbanks	FT		PERS - Classified	48.7%	100	0	100	0
206761	Development 5	Fairbanks	FT		APT - Exempt Employees	40.7%	120,000	48,840	168,840	95,804
206780	Professor	Fairbanks	FT		United Academics BU	29.8%	122,257	36,433	158,690	4,502
206795	Safety Svcs-Emerg Dispatcher 3	Fairbanks	FT		PERS - Classified	48.7%	53,625	26,115	79,740	45,246

Personal Services Expenditure Detail
University of Alaska

Component: Fairbanks Campus (741)
RDU: University of Alaska Fairbanks (236)

Notes:

1. If a position is split, an asterisk (*) will appear in the Split/Count column. If the split position is also counted in the component, two asterisks (**) will appear in the column.
2. "Pool" PCN refers to UA temporary positions, such as adjunct faculty; student employees; and other non-permanent staff. Multiple incumbents share the same labor pool position number and pooled budget.

PCN	Job Class Title	Location	Time Status	Split/ Count	Employee Class	Benefit Rate	Annual Budgeted Salary	Annual Benefits	Total Costs	UGF Estimate
206800	Director (Admin)	Fairbanks	FT		Sr. Administrator	26.2%	124,600	32,645	157,245	89,224
206820	Broadcast/Media Technician 4	Fairbanks	FT		PERS - Classified	48.7%	50,600	24,642	75,242	0
206836	Broadcast/Media Professional 3	Fairbanks	FT		APT - Exempt Employees	40.7%	100	0	100	0
206850	Admin Generalist 3	Fairbanks	FT		PERS - Classified	48.7%	31,100	15,146	46,246	26,241
207187	Associate Professor	Fairbanks	PT		United Academics BU	29.8%	55,517	16,544	72,061	40,889
207190	IS Net Technician 6	Fairbanks	FT		PERS - Classified	48.7%	52,700	25,665	78,365	44,466
207256	IS Professional 5A	Fairbanks	FT		APT - Exempt Employees	40.7%	83,200	33,862	117,062	66,424
207261	Fiscal Technician 3	Fairbanks	FT		PERS - Classified	48.7%	58,800	28,636	87,436	44,703
207285	IS Professional 3A	Fairbanks	FT		APT - Exempt Employees	40.7%	71,700	29,182	100,882	57,243
207291	Crafts & Trades III (CT3)	Fairbanks	FT		AHECTE- Labor Trades & Crafts	44.5%	66,290	29,499	95,789	54,353
207295	Associate Professor	Fairbanks	FT		United Academics BU	29.8%	95,880	28,572	124,452	70,617
207300	Associate Professor	Fairbanks	FT		United Academics BU	29.8%	47,200	14,066	61,266	0
207305	Associate Professor	Fairbanks	FT		United Academics BU	29.8%	97,885	29,170	127,055	72,094
207310	Associate Professor	Fairbanks	FT		United Academics BU	29.8%	101,379	30,211	131,590	74,667
207321	Associate Professor	Fairbanks	FT		United Academics BU	29.8%	93,446	27,847	121,293	68,824
207341	Associate Professor	Fairbanks	FT		United Academics BU	29.8%	101,462	30,236	131,698	74,728
207345	Director (Academic)	Fairbanks	FT		Sr. Administrator	26.2%	134,992	35,368	170,360	96,666
207360	Assistant Professor	Fairbanks	FT		United Academics BU	29.8%	64,381	19,186	83,567	47,418
207382	Training & Development 3	Fairbanks	FT		PERS - Classified	48.7%	27,654	13,467	41,121	0
207385	Library Technician 4	Fairbanks	FT		PERS - Classified	48.7%	62,920	30,642	93,562	53,089
207395	Student Svcs Manager 3	Fairbanks	FT		APT - Exempt Employees	40.7%	100	0	100	0
207406	Library Technician 4	Fairbanks	FT		PERS - Classified	48.7%	62,150	30,267	92,417	52,440
207416	Fiscal Technician 4	Fairbanks	FT		PERS - Classified	48.7%	55,856	27,202	83,058	47,129
207420	IS Professional 2A	Fairbanks	FT		PERS - Classified	48.7%	61,800	30,097	91,897	52,144
207425	Admin Specialist 2	Fairbanks	FT		PERS - Classified	48.7%	61,091	29,751	90,842	51,546
207435	Library Technician 3	Fairbanks	FT		PERS - Classified	48.7%	39,832	19,398	59,230	33,609
207445	Library Technician 4	Fairbanks	FT		PERS - Classified	48.7%	58,136	28,312	86,448	49,053
207450	Communications Specialist 3	Fairbanks	FT		PERS - Classified	48.7%	55,890	27,218	83,108	47,158
207460	Library Professional 4	Fairbanks	FT		APT - Exempt Employees	40.7%	100	0	100	0
207475	Safety Svcs-Police 1	Fairbanks	FT		PERS - Classified	48.7%	47,600	23,181	70,781	40,163

Personal Services Expenditure Detail
University of Alaska

Component: Fairbanks Campus (741)
RDU: University of Alaska Fairbanks (236)

Notes:

1. If a position is split, an asterisk (*) will appear in the Split/Count column. If the split position is also counted in the component, two asterisks (**) will appear in the column.
2. "Pool" PCN refers to UA temporary positions, such as adjunct faculty; student employees; and other non-permanent staff. Multiple incumbents share the same labor pool position number and pooled budget.

PCN	Job Class Title	Location	Time Status	Split/ Count	Employee Class	Benefit Rate	Annual Budgeted Salary	Annual Benefits	Total Costs	UGF Estimate
207479	Library Professional 1	Fairbanks	PT		PERS - Classified	48.7%	24,783	12,069	36,852	20,911
207481	Development 4	Fairbanks	FT		APT - Exempt Employees	40.7%	97,561	39,707	137,268	77,889
207485	Library Technician 4	Fairbanks	FT		PERS - Classified	48.7%	34,679	16,889	51,568	29,261
207490	Library Technician 4	Fairbanks	FT		PERS - Classified	48.7%	56,971	27,745	84,716	48,070
207496	Library Technician 3	Fairbanks	PT		PERS - Classified	48.7%	24,534	11,948	36,482	20,701
207510	Library Technician 3	Fairbanks	FT		PERS - Classified	48.7%	51,563	25,111	76,674	43,507
207521	Library Technician 3	Fairbanks	FT		PERS - Classified	48.7%	41,850	20,381	62,231	35,311
207531	Library Technician 3	Fairbanks	FT		PERS - Classified	48.7%	47,195	22,984	70,179	39,821
207535	Library Technician 3	Fairbanks	FT		PERS - Classified	48.7%	55,307	26,935	82,242	46,666
207540	Development 4	Fairbanks	FT		APT - Exempt Employees	40.7%	77,600	31,583	109,183	61,953
207543	Library Technician 4	Fairbanks	FT		PERS - Classified	48.7%	53,664	26,134	79,798	45,279
207555	Library Technician 3	Fairbanks	FT		PERS - Classified	48.7%	41,480	20,201	61,681	34,999
207560	Library Professional 1	Fairbanks	FT		PERS - Classified	48.7%	66,123	32,202	98,325	55,792
207565	IS Ops Technician 2	Fairbanks	FT		PERS - Classified	48.7%	42,307	20,604	62,911	35,697
207575	Library Professional 3	Fairbanks	FT		APT - Exempt Employees	40.7%	66,186	26,938	93,124	52,840
208406	Professor	Fairbanks	FT		United Academics BU	29.8%	212,855	63,431	276,286	156,771
208410	Professor	Fairbanks	FT		United Academics BU	29.8%	105,360	31,397	136,757	63,605
208411	Library Professional 4	Fairbanks	FT		APT - Exempt Employees	40.7%	72,300	29,426	101,726	53,251
208415	IS Professional 3A	Fairbanks	FT		APT - Exempt Employees	40.7%	74,500	30,322	104,822	59,478
208425	Associate Professor	Fairbanks	FT		United Academics BU	29.8%	63,454	18,909	82,363	46,735
208458	Mental Health Provider 3	Fairbanks	FT		APT - Exempt Employees	40.7%	50,606	20,597	71,203	40,402
208485	Administrative Professional 1	Fairbanks	FT		APT - Exempt Employees	40.7%	82,351	33,517	115,868	65,746
208495	Fiscal Professional 3	Fairbanks	FT		APT - Exempt Employees	40.7%	72,900	29,670	102,570	53,810
208505	Admin Specialist 2	Fairbanks	FT		PERS - Classified	48.7%	87,500	42,613	130,113	51,975
208511	Admin Specialist 4	Fairbanks	FT		APT - Exempt Employees	40.7%	100	0	100	0
208645	Dean (Academic)	Fairbanks	FT		Sr. Administrator	26.2%	167,438	43,869	211,307	119,900
208650	Associate Professor	Fairbanks	FT		United Academics BU	29.8%	72,326	21,553	93,879	53,269
208656	Administrative Management 1	Fairbanks	FT		APT - Exempt Employees	40.7%	77,564	31,569	109,133	61,924
208661	Admin Generalist 4	Fairbanks	FT		PERS - Classified	48.7%	100	0	100	0
208690	Assistant Professor	Fairbanks	FT		United Academics BU	29.8%	100	0	100	0

Personal Services Expenditure Detail
University of Alaska

Component: Fairbanks Campus (741)
RDU: University of Alaska Fairbanks (236)

Notes:

1. If a position is split, an asterisk (*) will appear in the Split/Count column. If the split position is also counted in the component, two asterisks (**) will appear in the column.
2. "Pool" PCN refers to UA temporary positions, such as adjunct faculty; student employees; and other non-permanent staff. Multiple incumbents share the same labor pool position number and pooled budget.

PCN	Job Class Title	Location	Time Status	Split/ Count	Employee Class	Benefit Rate	Annual Budgeted Salary	Annual Benefits	Total Costs	UGF Estimate
208741	Administrative Management 5	Fairbanks	FT		APT - Exempt Employees	40.7%	152,644	62,126	214,770	121,865
208746	Admin Generalist 3	Fairbanks	FT		PERS - Classified	48.7%	29,100	14,172	43,272	24,553
208775	Dean (Academic)	Fairbanks	FT		Sr. Administrator	26.2%	197,864	51,840	249,704	141,688
208780	Fiscal Technician 3	Fairbanks	FT		PERS - Classified	48.7%	40,230	19,592	59,822	33,944
208810	Assistant Professor	Fairbanks	FT		United Academics BU	29.8%	85,900	25,598	111,498	63,267
208812	Associate Professor	Fairbanks	FT		United Academics BU	29.8%	133,200	39,694	172,894	73,578
208846	Library Professional 1	Fairbanks	FT		PERS - Classified	48.7%	49,566	24,139	73,705	41,822
208847	Instructional Designer 3	Fairbanks	FT		APT - Exempt Employees	40.7%	76,785	31,251	108,036	61,302
208850	Dean (Academic)	Fairbanks	FT		Sr. Administrator	26.2%	190,000	49,780	239,780	136,057
208855	Admin Generalist 3	Fairbanks	FT		PERS - Classified	48.7%	29,100	14,172	43,272	24,553
208860	Administrative Management 3	Fairbanks	FT		APT - Exempt Employees	40.7%	107,785	43,868	151,653	86,052
208900	Student Svcs Manager 3	Fairbanks	FT		APT - Exempt Employees	40.7%	86,886	35,363	122,249	69,367
208911	Administrative Management 5	Fairbanks	FT		APT - Exempt Employees	40.7%	132,096	53,763	185,859	105,461
208915	Student Svcs Manager 2	Fairbanks	FT		APT - Exempt Employees	40.7%	70,479	28,685	99,164	56,268
208926	Vice Chancellor (Admin)	Fairbanks	FT		Sr. Administrator	26.2%	185,541	48,612	234,153	132,864
208945	Mental Health Provider 5	Fairbanks	FT		APT - Exempt Employees	40.7%	80,032	32,573	112,605	63,895
208950	Mental Health Provider 3	Fairbanks	FT		APT - Exempt Employees	40.7%	64,795	26,372	91,167	51,730
208955	Administrative Professional 1	Fairbanks	FT		APT - Exempt Employees	40.7%	54,451	22,162	76,613	43,472
208960	Physical Health Provider 4	Fairbanks	FT		APT - Exempt Employees	40.7%	95,525	38,879	134,404	76,264
208970	Mental Health Provider 3	Fairbanks	FT		APT - Exempt Employees	40.7%	52,135	21,219	73,354	41,623
208975	Mental Health Provider 3	Fairbanks	FT		APT - Exempt Employees	40.7%	70,997	28,896	99,893	56,681
208981	Crafts & Trades II (CT2)	Fairbanks	FT		AHECTE- Labor Trades & Crafts	44.5%	60,919	27,109	88,028	49,949
209015	Student Svcs Professional 4	Fairbanks	FT		APT - Exempt Employees	40.7%	60,736	24,720	85,456	48,489
209018	Student Svcs Manager 2	Fairbanks	FT		APT - Exempt Employees	40.7%	86,042	35,019	121,061	68,693
209020	Administrative Professional 2	Fairbanks	FT		APT - Exempt Employees	40.7%	54,181	22,052	76,233	43,256
209040	Administrative Management 3	Fairbanks	FT		APT - Exempt Employees	40.7%	95,975	39,062	135,037	76,623
209043	Student Svcs Manager 3	Fairbanks	FT		APT - Exempt Employees	40.7%	90,900	36,996	127,896	15,323
209044	Student Svcs Manager 3	Fairbanks	FT		APT - Exempt Employees	40.7%	101,880	41,465	143,345	81,337
209050	Admin Specialist 3	Fairbanks	FT		APT - Exempt Employees	40.7%	54,104	22,020	76,124	43,195
209053	Student Svcs Professional 2	Fairbanks	FT		PERS - Classified	48.7%	72,372	35,245	107,617	61,064

Personal Services Expenditure Detail
University of Alaska

Component: Fairbanks Campus (741)
RDU: University of Alaska Fairbanks (236)

Notes:

1. If a position is split, an asterisk (*) will appear in the Split/Count column. If the split position is also counted in the component, two asterisks (**) will appear in the column.
2. "Pool" PCN refers to UA temporary positions, such as adjunct faculty; student employees; and other non-permanent staff. Multiple incumbents share the same labor pool position number and pooled budget.

PCN	Job Class Title	Location	Time Status	Split/ Count	Employee Class	Benefit Rate	Annual Budgeted Salary	Annual Benefits	Total Costs	UGF Estimate
209056	Student Svcs Professional 2	Fairbanks	FT		PERS - Classified	48.7%	50,759	24,720	75,479	42,828
209061	Physical Health Provider 2	Fairbanks	FT		PERS - Classified	48.7%	37,940	18,477	56,417	32,012
209066	Admin Generalist 4	Fairbanks	FT		PERS - Classified	48.7%	46,258	22,528	68,786	39,031
209070	Student Svcs Professional 2	Fairbanks	FT		PERS - Classified	48.7%	49,277	23,998	73,275	41,578
209086	Campus Services Generalist 3	Fairbanks	FT		PERS - Classified	48.7%	35,693	17,382	53,075	30,116
209105	Student Svcs Professional 2	Fairbanks	FT		PERS - Classified	48.7%	49,770	24,238	74,008	41,994
209117	Student Svcs Professional 2	Fairbanks	FT		PERS - Classified	48.7%	55,965	27,255	83,220	47,221
209500	Admin Specialist 1	Fairbanks	FT		PERS - Classified	48.7%	47,365	23,067	70,432	39,965
209665	Director (Admin)	Fairbanks	FT		Sr. Administrator	26.2%	141,944	37,189	179,133	101,644
209886	Student Svcs Technician 3	Fairbanks	FT		PERS - Classified	48.7%	57,804	28,151	85,955	48,773
209887	Student Svcs Manager 2	Fairbanks	FT		APT - Exempt Employees	40.7%	100	0	100	0
209895	Library Professional 2	Fairbanks	FT		APT - Exempt Employees	40.7%	77,563	31,568	109,131	61,923
209896	Student Svcs Professional 2	Fairbanks	FT		PERS - Classified	48.7%	49,770	24,238	74,008	41,994
209900	Student Svcs Professional 2	Fairbanks	FT		PERS - Classified	48.7%	49,770	24,238	74,008	41,994
209905	Student Svcs Manager 2	Fairbanks	FT		APT - Exempt Employees	40.7%	70,210	28,575	98,785	56,053
209910	Student Svcs Professional 4	Fairbanks	FT		APT - Exempt Employees	40.7%	60,504	24,625	85,129	48,304
209915	Student Svcs Manager 2	Fairbanks	FT		APT - Exempt Employees	40.7%	72,651	29,569	102,220	58,002
209920	IS Professional 2A	Fairbanks	FT		PERS - Classified	48.7%	54,451	26,518	80,969	45,943
209930	Student Svcs Technician 3	Fairbanks	FT		PERS - Classified	48.7%	47,850	23,303	71,153	40,374
209935	Student Svcs Technician 3	Fairbanks	FT		PERS - Classified	48.7%	45,531	22,174	67,705	38,417
209942	Student Svcs Technician 3	Fairbanks	FT		PERS - Classified	48.7%	45,531	22,174	67,705	38,417
209946	Admin Specialist 1	Fairbanks	FT		PERS - Classified	48.7%	45,974	22,389	68,363	38,791
209955	Student Svcs Technician 3	Fairbanks	FT		PERS - Classified	48.7%	45,531	22,174	67,705	38,417
209960	IS Professional 2A	Fairbanks	FT		PERS - Classified	48.7%	54,451	26,518	80,969	45,943
209965	Crafts & Trades II (CT2)	Fairbanks	FT		AHECTE- Labor Trades & Crafts	44.5%	55,453	24,677	80,130	45,467
209975	Student Svcs Technician 2	Fairbanks	FT		PERS - Classified	48.7%	40,385	19,667	60,052	34,075
209980	Research Professional 2	Fairbanks	FT		APT - Exempt Employees	40.7%	54,768	22,291	77,059	43,725
209985	Communications Specialist 3	Fairbanks	FT		PERS - Classified	48.7%	49,770	24,238	74,008	41,994
209996	Assistant Professor	Fairbanks	FT		United Academics BU	29.8%	82,000	24,436	106,436	60,394
210136	Environmental Health/Safety 4	Fairbanks	FT		APT - Exempt Employees	40.7%	90,100	36,671	126,771	71,933

Personal Services Expenditure Detail
University of Alaska

Component: Fairbanks Campus (741)
RDU: University of Alaska Fairbanks (236)

Notes:

1. If a position is split, an asterisk (*) will appear in the Split/Count column. If the split position is also counted in the component, two asterisks (**) will appear in the column.
2. "Pool" PCN refers to UA temporary positions, such as adjunct faculty; student employees; and other non-permanent staff. Multiple incumbents share the same labor pool position number and pooled budget.

PCN	Job Class Title	Location	Time Status	Split/ Count	Employee Class	Benefit Rate	Annual Budgeted Salary	Annual Benefits	Total Costs	UGF Estimate
210137	Administrative Management 5	Fairbanks	FT		APT - Exempt Employees	40.7%	136,900	55,718	192,618	109,296
210140	Associate Vice Chancellor	Fairbanks	FT		Sr. Administrator	26.2%	146,500	38,383	184,883	104,907
210155	Crafts & Trades I (CT1)	Fairbanks	FT		AHECTE- Labor Trades & Crafts	44.5%	52,043	23,159	75,202	42,671
210160	Fiscal Manager 4	Fairbanks	FT		APT - Exempt Employees	40.7%	103,600	42,165	145,765	58,221
210170	Dean (Academic)	Fairbanks	FT		Sr. Administrator	26.2%	192,000	50,304	242,304	126,891
210180	Administrative Professional 2	Fairbanks	FT		APT - Exempt Employees	40.7%	60,600	24,664	85,264	48,381
210185	Environmental Health/Safety 2	Fairbanks	FT		APT - Exempt Employees	40.7%	83,200	33,862	117,062	66,424
210186	IS Manager 3	Fairbanks	FT		APT - Exempt Employees	40.7%	84,900	34,554	119,454	67,781
210188	Administrative Management 4	Fairbanks	FT		APT - Exempt Employees	40.7%	106,800	43,468	150,268	85,265
210200	Maint Service Workr III (MSW3)	Fairbanks	PT		AHECTE- Labor Trades & Crafts	44.5%	18,400	8,188	26,588	206
210210	Fiscal Professional 3	Fairbanks	FT		APT - Exempt Employees	40.7%	58,696	23,889	82,585	46,861
210215	Fiscal Professional 2	Fairbanks	FT		APT - Exempt Employees	40.7%	63,600	25,885	89,485	50,776
210216	Admin Specialist 1	Fairbanks	FT		PERS - Classified	48.7%	45,400	22,110	67,510	524
210218	Administrative Management 4	Fairbanks	FT		APT - Exempt Employees	40.7%	126,400	51,445	177,845	100,913
210240	Student Svcs Manager 3	Fairbanks	FT		APT - Exempt Employees	40.7%	107,110	43,594	150,704	85,513
210251	Fiscal Professional 1	Fairbanks	FT		PERS - Classified	48.7%	49,088	23,906	72,994	41,418
210257	IS Consultant 4A	Fairbanks	FT		APT - Exempt Employees	40.7%	97,590	39,719	137,309	77,912
210260	Fiscal Technician 2	Fairbanks	FT		PERS - Classified	48.7%	42,400	20,649	63,049	35,775
210266	Fiscal Professional 3	Fairbanks	FT		APT - Exempt Employees	40.7%	58,759	23,915	82,674	46,911
210267	IS Professional 2A	Fairbanks	FT		PERS - Classified	48.7%	54,451	26,518	80,969	45,943
210271	Student Svcs Professional 2	Fairbanks	FT		PERS - Classified	48.7%	50,165	24,430	74,595	42,327
210272	IS Professional 5A	Fairbanks	FT		APT - Exempt Employees	40.7%	72,400	29,467	101,867	57,802
210282	Senior Administrator Director	Fairbanks	FT		Sr. Administrator	26.2%	129,686	33,978	163,664	92,866
210302	Safety Svcs-Fire 2	Fairbanks	FT		PERS - Classified - Firefighters	48.7%	84,993	41,392	126,385	71,713
210314	Student Svcs Professional 2	Fairbanks	FT		PERS - Classified	48.7%	48,131	23,440	71,571	40,611
210318	Fiscal Technician 4	Fairbanks	FT		PERS - Classified	48.7%	49,600	24,155	73,755	31,531
210320	Fiscal Technician 4	Fairbanks	FT		PERS - Classified	48.7%	66,800	32,532	99,332	56,363
210325	Fiscal Technician 3	Fairbanks	FT		PERS - Classified	48.7%	45,400	22,110	67,510	30,733
210329	Fiscal Professional 3	Fairbanks	FT		APT - Exempt Employees	40.7%	58,759	23,915	82,674	46,911
210334	Administrative Professional 1	Fairbanks	FT		PERS - Classified	48.7%	49,088	23,906	72,994	41,418

Personal Services Expenditure Detail
University of Alaska

Component: Fairbanks Campus (741)
RDU: University of Alaska Fairbanks (236)

Notes:

1. If a position is split, an asterisk (*) will appear in the Split/Count column. If the split position is also counted in the component, two asterisks (**) will appear in the column.
2. "Pool" PCN refers to UA temporary positions, such as adjunct faculty; student employees; and other non-permanent staff. Multiple incumbents share the same labor pool position number and pooled budget.

PCN	Job Class Title	Location	Time Status	Split/ Count	Employee Class	Benefit Rate	Annual Budgeted Salary	Annual Benefits	Total Costs	UGF Estimate
210346	Fiscal Professional 2	Fairbanks	FT		APT - Exempt Employees	40.7%	54,300	22,100	76,400	43,351
210351	Fiscal Technician 4	Fairbanks	FT		PERS - Classified	48.7%	60,600	29,512	90,112	51,132
210366	Fiscal Technician 3	Fairbanks	FT		PERS - Classified	48.7%	45,800	22,305	68,105	38,644
210376	Maint Service Worker IV (MSW4)	Fairbanks	FT		AHECTE- Labor Trades & Crafts	44.5%	43,826	19,503	63,329	35,934
210386	Crafts & Trades I (CT1)	Fairbanks	FT		AHECTE- Labor Trades & Crafts	44.5%	55,910	24,880	80,790	45,842
210387	Fac Svcs-MO&U Supervisor 5	Fairbanks	FT		APT - Exempt Employees	40.7%	79,914	32,525	112,439	63,800
210396	Administrative Professional 1	Fairbanks	FT		APT - Exempt Employees	40.7%	71,000	28,897	99,897	56,684
210401	Admin Generalist 3	Fairbanks	FT		PERS - Classified	48.7%	55,400	26,980	82,380	46,744
210419	Fiscal Professional 3	Fairbanks	FT		APT - Exempt Employees	40.7%	68,900	28,042	96,942	55,007
210421	Fac Svcs-MO&U Supervisor 2	Fairbanks	FT		PERS - Classified	48.7%	100	0	100	0
210435	Fiscal Manager 2	Fairbanks	FT		APT - Exempt Employees	40.7%	64,300	26,170	90,470	51,335
210441	Fiscal Manager 1	Fairbanks	FT		APT - Exempt Employees	40.7%	76,100	30,973	107,073	60,755
210448	Risk Management 4	Fairbanks	FT		APT - Exempt Employees	40.7%	61,100	24,868	85,968	48,780
210466	Fiscal Technician 3	Fairbanks	FT		PERS - Classified	48.7%	60,504	29,465	89,969	51,051
210475	Fac Engineering 6	Fairbanks	FT		APT - Exempt Employees	40.7%	111,007	45,180	156,187	88,624
210486	Admin Specialist 3	Fairbanks	FT		APT - Exempt Employees	40.7%	76,028	30,943	106,971	60,698
210491	Professor	Fairbanks	FT		United Academics BU	29.8%	115,600	34,449	150,049	85,141
210495	Proc/ Cont Svcs Professional 3	Fairbanks	FT		APT - Exempt Employees	40.7%	78,400	31,909	110,309	62,592
210500	Environmental Health/Safety 3	Fairbanks	FT		APT - Exempt Employees	40.7%	71,000	28,897	99,897	56,684
211320	Chancellor	Fairbanks	FT		Officer	26.2%	303,000	79,386	382,386	216,974
211322	Communications Specialist 3	Fairbanks	FT		PERS - Classified	48.7%	10,953	5,334	16,287	9,242
211331	Provost	Fairbanks	FT		Officer	26.2%	227,250	59,540	286,790	162,731
211346	Admin Specialist 3	Fairbanks	FT		APT - Exempt Employees	40.7%	100	0	100	0
211353	Research Professional 3	Fairbanks	FT		APT - Exempt Employees	40.7%	58,696	23,889	82,585	46,861
211361	Administrative Management 1	Fairbanks	FT		APT - Exempt Employees	40.7%	90,061	36,655	126,716	71,901
211375	Student Svcs Professional 3	Fairbanks	FT		APT - Exempt Employees	40.7%	50,852	20,697	71,549	40,598
211379	Fiscal Manager 4	Fairbanks	FT		APT - Exempt Employees	40.7%	103,500	42,125	145,625	82,631
211381	Admin Specialist 4	Fairbanks	FT		APT - Exempt Employees	40.7%	96,553	39,297	135,850	77,084
211395	Admin Specialist 4	Fairbanks	FT		APT - Exempt Employees	40.7%	83,990	34,184	118,174	67,055
211402	Admin Specialist 3	Fairbanks	FT		APT - Exempt Employees	40.7%	54,243	22,077	76,320	43,306

Personal Services Expenditure Detail
University of Alaska

Component: Fairbanks Campus (741)
RDU: University of Alaska Fairbanks (236)

Notes:

1. If a position is split, an asterisk (*) will appear in the Split/Count column. If the split position is also counted in the component, two asterisks (**) will appear in the column.
2. "Pool" PCN refers to UA temporary positions, such as adjunct faculty; student employees; and other non-permanent staff. Multiple incumbents share the same labor pool position number and pooled budget.

PCN	Job Class Title	Location	Time Status	Split/ Count	Employee Class	Benefit Rate	Annual Budgeted Salary	Annual Benefits	Total Costs	UGF Estimate
211405	Fac Engineering 5	Fairbanks	FT		APT - Exempt Employees	40.7%	146,678	59,698	206,376	117,102
211537	Admin Specialist 3	Fairbanks	FT		APT - Exempt Employees	40.7%	14,604	5,944	20,548	11,659
211540	Fiscal Technician 2	Fairbanks	FT		PERS - Classified	48.7%	41,200	20,064	61,264	27,855
211545	Development 3	Fairbanks	FT		APT - Exempt Employees	40.7%	100	0	100	0
211554	Communications Specialist 3	Fairbanks	FT		PERS - Classified	48.7%	50,782	24,731	75,513	42,848
211560	IS Professional 3A	Fairbanks	FT		APT - Exempt Employees	40.7%	76,900	31,298	108,198	61,394
211566	Crafts & Trades I (CT1)	Fairbanks	FT		AHECTE- Labor Trades & Crafts	44.5%	46,467	20,678	67,145	38,099
211570	Communications Specialist 3	Fairbanks	PT		PERS - Classified	48.7%	100	0	100	0
211576	Communications Manager 3	Fairbanks	FT		APT - Exempt Employees	40.7%	96,924	39,448	136,372	77,381
211705	Safety Svcs-Fire 4	Fairbanks	FT		APT - Exempt Employees	40.7%	136,825	55,688	192,513	42,602
211711	Safety Svcs-Fire 2	Fairbanks	FT		PERS - Classified - Firefighters	48.7%	130,361	63,486	193,847	16,499
211716	Safety Svcs-Fire 2	Fairbanks	FT		PERS - Classified - Firefighters	48.7%	139,819	68,092	207,911	17,696
211721	IS Professional 5A	Fairbanks	FT		APT - Exempt Employees	40.7%	70,990	28,893	99,883	56,676
211726	Safety Svcs-Fire 1	Fairbanks	FT		PERS - Classified - Firefighters	48.7%	102,636	49,984	152,620	12,990
211731	Safety Svcs-Fire 1	Fairbanks	FT		PERS - Classified - Firefighters	48.7%	115,693	56,342	172,035	14,643
211736	Safety Svcs-Fire 1	Fairbanks	FT		PERS - Classified - Firefighters	48.7%	102,636	49,984	152,620	12,990
211741	Safety Svcs-Fire 2	Fairbanks	FT		PERS - Classified - Firefighters	48.7%	146,913	71,547	218,460	18,594
211746	Safety Svcs-Fire 1	Fairbanks	FT		PERS - Classified - Firefighters	48.7%	100,649	49,016	149,665	12,738
211750	Safety Svcs-Police 1	Fairbanks	FT		PERS - Classified	48.7%	47,600	23,181	70,781	40,163
211755	Safety Svcs-Emerg Dispatcher 3	Fairbanks	FT		PERS - Classified	48.7%	55,830	27,189	83,019	47,107
211900	Safety Svcs-Police 5	Fairbanks	FT		APT - Exempt Employees	40.7%	108,870	44,310	153,180	86,918
211908	Safety Svcs-Police 2	Fairbanks	FT		PERS - Classified	48.7%	59,800	29,123	88,923	50,457
211910	IS Consultant 4A	Fairbanks	PT		APT - Exempt Employees	40.7%	35,500	14,449	49,949	28,342
211915	Safety Svcs-Fire 1	Fairbanks	FT		PERS - Classified - Firefighters	48.7%	105,789	51,519	157,308	13,389
211918	Administrative Professional 2	Fairbanks	FT		APT - Exempt Employees	40.7%	74,494	30,319	104,813	59,473
211921	Safety Svcs-Police 3	Fairbanks	FT		PERS - Classified	48.7%	91,750	44,682	136,432	77,415
212120	Campus Services Generalist 3	Fairbanks	FT		PERS - Classified	48.7%	40,230	19,592	59,822	33,944
212471	Crafts & Trades III (CT3)	Fairbanks	FT		AHECTE- Labor Trades & Crafts	44.5%	69,958	31,131	101,089	57,360
212643	Crafts & Trades II (CT2)	Fairbanks	FT		AHECTE- Labor Trades & Crafts	44.5%	52,270	23,260	75,530	42,858
213515	Crafts & Trades II (CT2)	Fairbanks	FT		AHECTE- Labor Trades & Crafts	44.5%	53,310	23,723	77,033	43,710

Personal Services Expenditure Detail
University of Alaska

Component: Fairbanks Campus (741)
RDU: University of Alaska Fairbanks (236)

Notes:

1. If a position is split, an asterisk (*) will appear in the Split/Count column. If the split position is also counted in the component, two asterisks (**) will appear in the column.
2. "Pool" PCN refers to UA temporary positions, such as adjunct faculty; student employees; and other non-permanent staff. Multiple incumbents share the same labor pool position number and pooled budget.

PCN	Job Class Title	Location	Time Status	Split/ Count	Employee Class	Benefit Rate	Annual Budgeted Salary	Annual Benefits	Total Costs	UGF Estimate
213550	Fac Engineering 1	Fairbanks	FT		PERS - Classified	48.7%	52,142	25,393	77,535	43,995
213562	Fac Svcs-MO&U Supervisor 2	Fairbanks	FT		PERS - Classified	48.7%	59,306	28,882	88,188	50,040
213565	Fac Engineering 5	Fairbanks	FT		APT - Exempt Employees	40.7%	83,679	34,057	117,736	66,806
213573	Human Resources Technician 3	Fairbanks	FT		PERS - Classified	48.7%	49,579	24,145	73,724	41,833
213576	Fac Svcs-MO&U Supervisor 6	Fairbanks	FT		APT - Exempt Employees	40.7%	80,704	32,847	113,551	64,431
213580	Crafts & Trades III (CT3)	Fairbanks	FT		AHECTE- Labor Trades & Crafts	44.5%	70,824	31,517	102,341	58,070
213586	IS Professional 5A	Fairbanks	FT		APT - Exempt Employees	40.7%	90,962	37,022	127,984	72,621
213596	Administrative Professional 1	Fairbanks	FT		APT - Exempt Employees	40.7%	69,515	28,293	97,808	55,498
213606	Crafts & Trades III (CT3)	Fairbanks	FT		AHECTE- Labor Trades & Crafts	44.5%	66,290	29,499	95,789	54,353
213610	Crafts & Trades I (CT1)	Fairbanks	FT		AHECTE- Labor Trades & Crafts	44.5%	52,043	23,159	75,202	42,671
213620	Fac Svcs-MO&U Supervisor 5	Fairbanks	FT		APT - Exempt Employees	40.7%	69,515	28,293	97,808	55,498
213625	Crafts & Trades III (CT3)	Fairbanks	FT		AHECTE- Labor Trades & Crafts	44.5%	68,952	30,684	99,636	56,536
213640	Crafts & Trades III (CT3)	Fairbanks	FT		AHECTE- Labor Trades & Crafts	44.5%	75,735	33,702	109,437	62,097
213645	Fiscal Technician 2	Fairbanks	FT		PERS - Classified	48.7%	40,230	19,592	59,822	33,944
213650	Crafts & Trades I (CT1)	Fairbanks	FT		AHECTE- Labor Trades & Crafts	44.5%	46,467	20,678	67,145	38,099
213655	Crafts & Trades II (CT2)	Fairbanks	FT		AHECTE- Labor Trades & Crafts	44.5%	57,699	25,676	83,375	47,309
213661	Crafts & Trades II (CT2)	Fairbanks	FT		AHECTE- Labor Trades & Crafts	44.5%	62,920	27,999	90,919	51,590
213670	Crafts & Trades III (CT3)	Fairbanks	FT		AHECTE- Labor Trades & Crafts	44.5%	70,824	31,517	102,341	58,070
213675	Maint Service Worker IV (MSW4)	Fairbanks	FT		AHECTE- Labor Trades & Crafts	44.5%	41,288	18,373	59,661	33,853
213680	Crafts & Trades III (CT3)	Fairbanks	FT		AHECTE- Labor Trades & Crafts	44.5%	65,021	28,934	93,955	53,312
213685	Crafts & Trades III (CT3)	Fairbanks	FT		AHECTE- Labor Trades & Crafts	44.5%	70,824	31,517	102,341	58,070
213696	Crafts & Trades I (CT1)	Fairbanks	FT		AHECTE- Labor Trades & Crafts	44.5%	47,403	21,094	68,497	38,867
213700	Crafts & Trades III (CT3)	Fairbanks	FT		AHECTE- Labor Trades & Crafts	44.5%	70,824	31,517	102,341	58,070
213705	Fac Engineering 6	Fairbanks	FT		APT - Exempt Employees	40.7%	140,213	57,067	197,280	111,941
213711	Crafts & Trades III (CT3)	Fairbanks	FT		AHECTE- Labor Trades & Crafts	44.5%	74,244	33,039	107,283	60,875
213715	Crafts & Trades II (CT2)	Fairbanks	FT		AHECTE- Labor Trades & Crafts	44.5%	54,392	24,204	78,596	44,597
213720	Crafts & Trades I (CT1)	Fairbanks	FT		AHECTE- Labor Trades & Crafts	44.5%	46,467	20,678	67,145	38,099
213725	Crafts & Trades I (CT1)	Fairbanks	FT		AHECTE- Labor Trades & Crafts	44.5%	46,467	20,678	67,145	38,099
213740	Crafts & Trades III (CT3)	Fairbanks	FT		AHECTE- Labor Trades & Crafts	44.5%	70,824	31,517	102,341	58,070
213751	Fiscal Manager 4	Fairbanks	FT		APT - Exempt Employees	40.7%	112,099	45,624	157,723	89,496

Personal Services Expenditure Detail
University of Alaska

Component: Fairbanks Campus (741)
RDU: University of Alaska Fairbanks (236)

Notes:

1. If a position is split, an asterisk (*) will appear in the Split/Count column. If the split position is also counted in the component, two asterisks (**) will appear in the column.
2. "Pool" PCN refers to UA temporary positions, such as adjunct faculty; student employees; and other non-permanent staff. Multiple incumbents share the same labor pool position number and pooled budget.

PCN	Job Class Title	Location	Time Status	Split/ Count	Employee Class	Benefit Rate	Annual Budgeted Salary	Annual Benefits	Total Costs	UGF Estimate
213770	Crafts & Trades I (CT1)	Fairbanks	FT		AHECTE- Labor Trades & Crafts	44.5%	51,334	22,844	74,178	42,090
213780	Crafts & Trades II (CT2)	Fairbanks	FT		AHECTE- Labor Trades & Crafts	44.5%	58,864	26,194	85,058	48,264
213791	Crafts & Trades I (CT1)	Fairbanks	FT		AHECTE- Labor Trades & Crafts	44.5%	52,043	23,159	75,202	42,671
213796	Crafts & Trades II (CT2)	Fairbanks	FT		AHECTE- Labor Trades & Crafts	44.5%	57,699	25,676	83,375	47,309
213805	Crafts & Trades I (CT1)	Fairbanks	FT		AHECTE- Labor Trades & Crafts	44.5%	46,699	20,781	67,480	19,050
213815	Crafts & Trades II (CT2)	Fairbanks	FT		AHECTE- Labor Trades & Crafts	44.5%	56,555	25,167	81,722	46,371
213820	Crafts & Trades II (CT2)	Fairbanks	FT		AHECTE- Labor Trades & Crafts	44.5%	62,920	27,999	90,919	51,590
213825	Maint Service Worker IV (MSW4)	Fairbanks	FT		AHECTE- Labor Trades & Crafts	44.5%	41,288	18,373	59,661	33,853
213840	Crafts & Trades III (CT3)	Fairbanks	FT		AHECTE- Labor Trades & Crafts	44.5%	70,000	31,150	101,150	57,395
213845	Crafts & Trades II (CT2)	Fairbanks	FT		AHECTE- Labor Trades & Crafts	44.5%	58,864	26,194	85,058	48,264
213856	Crafts & Trades III (CT3)	Fairbanks	FT		AHECTE- Labor Trades & Crafts	44.5%	66,290	29,499	95,789	54,353
213860	Crafts & Trades II (CT2)	Fairbanks	FT		AHECTE- Labor Trades & Crafts	44.5%	58,864	26,194	85,058	48,264
213865	Fac Svcs-MO&U Supervisor 5	Fairbanks	FT		APT - Exempt Employees	40.7%	77,604	31,585	109,189	61,956
213870	Crafts & Trades II (CT2)	Fairbanks	FT		AHECTE- Labor Trades & Crafts	44.5%	58,543	26,052	84,595	48,001
213875	Crafts & Trades I (CT1)	Fairbanks	FT		AHECTE- Labor Trades & Crafts	44.5%	51,334	22,844	74,178	42,090
213890	Crafts & Trades III (CT3)	Fairbanks	FT		AHECTE- Labor Trades & Crafts	44.5%	63,731	28,360	92,091	52,255
213895	Library Professional 2	Fairbanks	FT		APT - Exempt Employees	40.7%	67,475	27,462	94,937	53,870
213905	Crafts & Trades II (CT2)	Fairbanks	FT		AHECTE- Labor Trades & Crafts	44.5%	58,864	26,194	85,058	48,264
213910	Crafts & Trades I (CT1)	Fairbanks	FT		AHECTE- Labor Trades & Crafts	44.5%	55,910	24,880	80,790	45,842
213917	Crafts & Trades II (CT2)	Fairbanks	FT		AHECTE- Labor Trades & Crafts	44.5%	57,699	25,676	83,375	47,309
213935	Maint Service Worker IV (MSW4)	Fairbanks	FT		AHECTE- Labor Trades & Crafts	44.5%	51,334	22,844	74,178	42,090
213960	Student Svcs Technician 3	Fairbanks	FT		PERS - Classified	48.7%	45,531	22,174	67,705	38,417
213965	Fiscal Technician 2	Fairbanks	FT		PERS - Classified	48.7%	40,231	19,592	59,823	33,945
213976	Fac Svcs-MO&U Supervisor 6	Fairbanks	FT		APT - Exempt Employees	40.7%	108,863	44,307	153,170	86,912
213981	Crafts & Trades II (CT2)	Fairbanks	FT		AHECTE- Labor Trades & Crafts	44.5%	56,555	25,167	81,722	46,371
213991	Crafts & Trades II (CT2)	Fairbanks	FT		AHECTE- Labor Trades & Crafts	44.5%	58,864	26,194	85,058	48,264
213996	Crafts & Trades I (CT1)	Fairbanks	FT		AHECTE- Labor Trades & Crafts	44.5%	51,334	22,844	74,178	42,090
214001	Communications Manager 3	Fairbanks	FT		APT - Exempt Employees	40.7%	21,306	8,672	29,978	17,010
214005	Crafts & Trades III (CT3)	Fairbanks	FT		AHECTE- Labor Trades & Crafts	44.5%	65,021	28,934	93,955	53,312
214010	Crafts & Trades II (CT2)	Fairbanks	FT		AHECTE- Labor Trades & Crafts	44.5%	52,270	23,260	75,530	42,858

Personal Services Expenditure Detail
University of Alaska

Component: Fairbanks Campus (741)
RDU: University of Alaska Fairbanks (236)

Notes:

1. If a position is split, an asterisk (*) will appear in the Split/Count column. If the split position is also counted in the component, two asterisks (**) will appear in the column.
2. "Pool" PCN refers to UA temporary positions, such as adjunct faculty; student employees; and other non-permanent staff. Multiple incumbents share the same labor pool position number and pooled budget.

PCN	Job Class Title	Location	Time Status	Split/ Count	Employee Class	Benefit Rate	Annual Budgeted Salary	Annual Benefits	Total Costs	UGF Estimate
214015	Crafts & Trades II (CT2)	Fairbanks	FT		AHECTE- Labor Trades & Crafts	44.5%	62,920	27,999	90,919	51,590
214026	Crafts & Trades II (CT2)	Fairbanks	FT		AHECTE- Labor Trades & Crafts	44.5%	55,453	24,677	80,130	45,467
214030	Maint Service Workr III (MSW3)	Fairbanks	FT		AHECTE- Labor Trades & Crafts	44.5%	36,691	16,327	53,018	30,084
214037	Student Svcs Manager 3	Fairbanks	FT		APT - Exempt Employees	40.7%	81,504	33,172	114,676	889
214040	Student Svcs Manager 2	Fairbanks	FT		APT - Exempt Employees	40.7%	64,447	26,230	90,677	51,452
214046	Crafts & Trades I (CT1)	Fairbanks	FT		AHECTE- Labor Trades & Crafts	44.5%	51,334	22,844	74,178	42,090
214055	Crafts & Trades II (CT2)	Fairbanks	FT		AHECTE- Labor Trades & Crafts	44.5%	62,920	27,999	90,919	51,590
214071	IS Ops Technician 4	Fairbanks	FT		PERS - Classified	48.7%	71,196	34,672	105,868	60,072
214076	Maint Service Workr III (MSW3)	Fairbanks	FT		AHECTE- Labor Trades & Crafts	44.5%	38,200	16,999	55,199	428
214096	Crafts & Trades II (CT2)	Fairbanks	FT		AHECTE- Labor Trades & Crafts	44.5%	52,270	23,260	75,530	42,858
214100	Crafts & Trades II (CT2)	Fairbanks	FT		AHECTE- Labor Trades & Crafts	44.5%	56,555	25,167	81,722	46,371
214106	Fac Svcs-MO&U Supervisor 6	Fairbanks	FT		APT - Exempt Employees	40.7%	108,891	44,319	153,210	69,768
214111	Crafts & Trades III (CT3)	Fairbanks	FT		AHECTE- Labor Trades & Crafts	44.5%	70,824	31,517	102,341	58,070
214126	Crafts & Trades II (CT2)	Fairbanks	FT		AHECTE- Labor Trades & Crafts	44.5%	62,920	27,999	90,919	51,590
214135	Crafts & Trades II (CT2)	Fairbanks	FT		AHECTE- Labor Trades & Crafts	44.5%	53,310	23,723	77,033	43,710
214150	Crafts & Trades II (CT2)	Fairbanks	FT		AHECTE- Labor Trades & Crafts	44.5%	58,864	26,194	85,058	48,264
214181	IS Net Technician 7	Fairbanks	FT		PERS - Classified	48.7%	60,600	29,512	90,112	51,132
214185	Crafts & Trades III (CT3)	Fairbanks	FT		AHECTE- Labor Trades & Crafts	44.5%	61,235	27,250	88,485	50,208
214226	Crafts & Trades I (CT1)	Fairbanks	FT		AHECTE- Labor Trades & Crafts	44.5%	54,454	24,232	78,686	44,648
214241	Fiscal Technician 2	Fairbanks	FT		PERS - Classified	48.7%	40,300	19,626	59,926	27,262
214265	Development 5	Fairbanks	FT		APT - Exempt Employees	40.7%	72,400	29,467	101,867	57,802
214291	Crafts & Trades II (CT2)	Fairbanks	FT		AHECTE- Labor Trades & Crafts	44.5%	62,920	27,999	90,919	51,590
214295	Admin Specialist 2	Fairbanks	FT		PERS - Classified	48.7%	149,913	73,008	222,921	126,490
214311	Crafts & Trades I (CT1)	Fairbanks	FT		AHECTE- Labor Trades & Crafts	44.5%	49,338	21,955	71,293	40,453
214316	Research Professional 2	Fairbanks	FT		APT - Exempt Employees	40.7%	66,133	26,916	93,049	52,798
214330	Crafts & Trades I (CT1)	Fairbanks	FT		AHECTE- Labor Trades & Crafts	44.5%	55,910	24,880	80,790	45,842
214335	Administrative Professional 2	Fairbanks	FT		APT - Exempt Employees	40.7%	16,366	6,661	23,027	13,066
214340	Campus Services Generalist 5	Fairbanks	FT		PERS - Classified	48.7%	48,150	23,449	71,599	40,627
214346	Fac Svcs-MO&U Supervisor 2	Fairbanks	FT		PERS - Classified	48.7%	45,356	22,088	67,444	38,269
214435	Fiscal Professional 2	Fairbanks	FT		APT - Exempt Employees	40.7%	72,400	29,467	101,867	57,802

Personal Services Expenditure Detail
University of Alaska

Component: Fairbanks Campus (741)
RDU: University of Alaska Fairbanks (236)

Notes:

1. If a position is split, an asterisk (*) will appear in the Split/Count column. If the split position is also counted in the component, two asterisks (**) will appear in the column.
2. "Pool" PCN refers to UA temporary positions, such as adjunct faculty; student employees; and other non-permanent staff. Multiple incumbents share the same labor pool position number and pooled budget.

PCN	Job Class Title	Location	Time Status	Split/ Count	Employee Class	Benefit Rate	Annual Budgeted Salary	Annual Benefits	Total Costs	UGF Estimate
214445	Admin Generalist 4	Fairbanks	FT		PERS - Classified	48.7%	45,400	22,110	67,510	30,733
214450	Fiscal Professional 3	Fairbanks	FT		APT - Exempt Employees	40.7%	89,200	36,304	125,504	71,214
214455	Safety Svcs-Police 3	Fairbanks	FT		PERS - Classified	48.7%	85,600	41,687	127,287	72,226
214460	Safety Svcs-Police 2	Fairbanks	FT		PERS - Classified	48.7%	59,800	29,123	88,923	50,457
215185	Fiscal Technician 2	Fairbanks	FT		PERS - Classified	48.7%	40,629	19,786	60,415	34,281
215191	Professor	Fairbanks	FT		United Academics BU	29.8%	119,300	35,551	154,851	87,866
215196	Fac Engineering 6	Fairbanks	FT		APT - Exempt Employees	40.7%	107,750	43,854	151,604	86,024
215200	Crafts & Trades III (CT3)	Fairbanks	FT		AHECTE- Labor Trades & Crafts	44.5%	69,958	31,131	101,089	57,360
215206	Crafts & Trades I (CT1)	Fairbanks	FT		AHECTE- Labor Trades & Crafts	44.5%	49,338	21,955	71,293	40,453
215216	Fiscal Professional 3	Fairbanks	FT		APT - Exempt Employees	40.7%	93,716	38,142	131,858	74,819
215217	Fiscal Technician 3	Fairbanks	FT		PERS - Classified	48.7%	45,356	22,088	67,444	38,269
215221	Crafts & Trades II (CT2)	Fairbanks	FT		AHECTE- Labor Trades & Crafts	44.5%	70,470	31,359	101,829	57,780
215225	Fac Svcs-MO&U Supervsr 3 (NE)	Fairbanks	FT		PERS - Classified	48.7%	77,604	37,793	115,397	65,479
215232	Fac Svcs-MO&U Supervsr 3 (NE)	Fairbanks	FT		PERS - Classified	48.7%	88,318	43,011	131,329	74,519
215236	Fac Svcs-MO&U Supervsr 3 (NE)	Fairbanks	FT		PERS - Classified	48.7%	86,553	42,151	128,704	73,030
215245	Crafts & Trades I (CT1)	Fairbanks	FT		AHECTE- Labor Trades & Crafts	44.5%	52,043	23,159	75,202	42,671
215250	Crafts & Trades II (CT2)	Fairbanks	FT		AHECTE- Labor Trades & Crafts	44.5%	68,583	30,519	99,102	56,233
215255	Crafts & Trades I (CT1)	Fairbanks	FT		AHECTE- Labor Trades & Crafts	44.5%	52,043	23,159	75,202	42,671
215260	Crafts & Trades II (CT2)	Fairbanks	FT		AHECTE- Labor Trades & Crafts	44.5%	70,470	31,359	101,829	57,780
215265	Crafts & Trades II (CT2)	Fairbanks	FT		AHECTE- Labor Trades & Crafts	44.5%	67,232	29,918	97,150	55,125
215270	Crafts & Trades II (CT2)	Fairbanks	FT		AHECTE- Labor Trades & Crafts	44.5%	63,342	28,187	91,529	51,936
215275	Crafts & Trades II (CT2)	Fairbanks	FT		AHECTE- Labor Trades & Crafts	44.5%	59,708	26,570	86,278	48,956
215285	Crafts & Trades I (CT1)	Fairbanks	FT		AHECTE- Labor Trades & Crafts	44.5%	41,288	18,373	59,661	33,853
215291	Crafts & Trades II (CT2)	Fairbanks	FT		AHECTE- Labor Trades & Crafts	44.5%	58,543	26,052	84,595	48,001
215300	Crafts & Trades II (CT2)	Fairbanks	FT		AHECTE- Labor Trades & Crafts	44.5%	70,470	31,359	101,829	57,780
215315	Crafts & Trades II (CT2)	Fairbanks	FT		AHECTE- Labor Trades & Crafts	44.5%	62,108	27,638	89,746	50,924
215321	Fac Svcs-MO&U Supervisor 5	Fairbanks	FT		APT - Exempt Employees	40.7%	70,209	28,575	98,784	56,052
215326	Fac Svcs-MO&U Supervsr 3 (NE)	Fairbanks	FT		PERS - Classified	48.7%	77,604	37,793	115,397	65,479
215330	Crafts & Trades I (CT1)	Fairbanks	FT		AHECTE- Labor Trades & Crafts	44.5%	50,315	22,390	72,705	41,255
215340	IS Net Technician 7	Fairbanks	FT		PERS - Classified	48.7%	84,900	41,346	126,246	71,635

Personal Services Expenditure Detail
University of Alaska

Component: Fairbanks Campus (741)
RDU: University of Alaska Fairbanks (236)

Notes:

1. If a position is split, an asterisk (*) will appear in the Split/Count column. If the split position is also counted in the component, two asterisks (**) will appear in the column.
2. "Pool" PCN refers to UA temporary positions, such as adjunct faculty; student employees; and other non-permanent staff. Multiple incumbents share the same labor pool position number and pooled budget.

PCN	Job Class Title	Location	Time Status	Split/ Count	Employee Class	Benefit Rate	Annual Budgeted Salary	Annual Benefits	Total Costs	UGF Estimate
215686	Admin Specialist 2	Fairbanks	FT		PERS - Classified	48.7%	56,449	27,491	83,940	47,629
215691	Admin Generalist 2	Fairbanks	PT		PERS - Classified	48.7%	100	0	100	0
215701	IS Professional 3A	Fairbanks	FT		APT - Exempt Employees	40.7%	59,916	24,386	84,302	47,835
215711	Research Technician 4	Fairbanks	FT		PERS - Classified	48.7%	50,554	24,620	75,174	42,655
215841	Fac Svcs-MO&U Supervisor 4	Fairbanks	FT		APT - Exempt Employees	40.7%	80,600	32,804	113,404	879
215846	Student Svcs Manager 2	Fairbanks	FT		APT - Exempt Employees	40.7%	63,600	25,885	89,485	50,776
215855	Student Svcs Professional 3	Fairbanks	FT		APT - Exempt Employees	40.7%	64,900	26,414	91,314	33,939
215860	Fac Svcs-MO&U Supervisor 2	Fairbanks	FT		PERS - Classified	48.7%	58,700	28,587	87,287	677
215867	Student Svcs Technician 2	Fairbanks	FT		PERS - Classified	48.7%	40,385	19,667	60,052	34,075
215870	IS Net Technician 6	Fairbanks	FT		PERS - Classified	48.7%	49,600	24,155	73,755	41,850
215875	Student Svcs Professional 3	Fairbanks	PT		APT - Exempt Employees	40.7%	27,121	11,038	38,159	21,652
215901	Training & Development 3	Fairbanks	FT		PERS - Classified	48.7%	56,664	27,595	84,259	35,859
215906	Stu Svcs Profess 2 (Exempt)	Fairbanks	FT		APT - Exempt Employees	40.7%	51,600	21,001	72,601	563
215916	Admin Specialist 1	Fairbanks	FT		PERS - Classified	48.7%	55,900	27,223	83,123	645
215920	Student Svcs Technician 2	Fairbanks	FT		PERS - Classified	48.7%	40,385	19,667	60,052	34,075
215930	Associate Professor	Fairbanks	FT		United Academics BU	29.8%	77,012	22,950	99,962	56,720
216070	Campus Services Retail 5	Fairbanks	FT		APT - Exempt Employees	40.7%	50,032	20,363	70,395	10,002
216075	Student Svcs Professional 3	Fairbanks	FT		APT - Exempt Employees	40.7%	57,193	23,278	80,471	45,661
216215	Professor	Fairbanks	FT		United Academics BU	29.8%	84,145	25,075	109,220	61,974
216226	Professor	Fairbanks	PT		United Academics BU	29.8%	100	0	100	0
216246	Instructor	Fairbanks	FT		United Academics BU	29.8%	53,362	15,902	69,264	39,302
216250	Communications Specialist 3	Fairbanks	FT		PERS - Classified	48.7%	69,514	33,853	103,367	58,653
216261	Student Svcs Technician 2	Fairbanks	FT		PERS - Classified	48.7%	40,339	19,645	59,984	34,036
216266	Environmental Health/Safety 4	Fairbanks	FT		APT - Exempt Employees	40.7%	103,564	42,151	145,715	82,682
216270	Associate Professor	Fairbanks	FT		United Academics BU	29.8%	70,000	20,860	90,860	51,556
217000	Stu Svcs Profess 2 (Exempt)	Fairbanks	FT		APT - Exempt Employees	40.7%	37,184	15,134	52,318	29,686
217005	Student Svcs Professional 2	Fairbanks	FT		PERS - Classified	48.7%	41,951	20,430	62,381	35,396
217010	Student Svcs Professional 3	Fairbanks	FT		APT - Exempt Employees	40.7%	49,666	20,214	69,880	39,652
217015	Stu Svcs Profess 2 (Exempt)	Fairbanks	FT		APT - Exempt Employees	40.7%	48,748	19,840	68,588	38,919
217020	Student Svcs Professional 3	Fairbanks	FT		APT - Exempt Employees	40.7%	50,555	20,576	71,131	40,361

Personal Services Expenditure Detail
University of Alaska

Component: Fairbanks Campus (741)
RDU: University of Alaska Fairbanks (236)

Notes:

1. If a position is split, an asterisk (*) will appear in the Split/Count column. If the split position is also counted in the component, two asterisks (**) will appear in the column.
2. "Pool" PCN refers to UA temporary positions, such as adjunct faculty; student employees; and other non-permanent staff. Multiple incumbents share the same labor pool position number and pooled budget.

PCN	Job Class Title	Location	Time Status	Split/ Count	Employee Class	Benefit Rate	Annual Budgeted Salary	Annual Benefits	Total Costs	UGF Estimate
217025	Broadcast/Media Professional 3	Fairbanks	FT		APT - Exempt Employees	40.7%	55,862	22,736	78,598	44,598
217030	Fiscal Technician 2	Fairbanks	PT		PERS - Classified	48.7%	100	0	100	0
217050	Assistant Professor	Fairbanks	FT		United Academics BU	29.8%	107,500	32,035	139,535	57,227
217055	Assistant Professor	Fairbanks	FT		United Academics BU	29.8%	87,000	25,926	112,926	64,077
217065	Assistant Professor	Fairbanks	FT		United Academics BU	29.8%	78,483	23,388	101,871	57,804
217070	Associate Professor	Fairbanks	FT		United Academics BU	29.8%	80,853	24,094	104,947	59,549
240006	Assistant Professor	Fairbanks	FT		United Academics BU	29.8%	44,500	13,261	57,761	32,775
240020	Admin Generalist 4	Fairbanks	FT		PERS - Classified	48.7%	45,400	22,110	67,510	38,307
240046	Maint Service Workr III (MSW3)	Fairbanks	FT		AHECTE- Labor Trades & Crafts	44.5%	36,691	16,327	53,018	30,084
240085	Associate Professor	Fairbanks	FT		United Academics BU	29.8%	73,161	21,802	94,963	53,884
240141	Professor	Fairbanks	FT		United Academics BU	29.8%	160,900	47,948	208,848	24,010
240215	Professor	Fairbanks	FT		United Academics BU	29.8%	145,690	43,416	189,106	31,810
240237	Professor	Fairbanks	FT		United Academics BU	29.8%	88,391	26,341	114,732	65,101
240240	Fiscal Technician 3	Fairbanks	FT		PERS - Classified	48.7%	65,500	31,899	97,399	48,347
240402	Administrative Professional 2	Fairbanks	FT		APT - Exempt Employees	40.7%	69,501	28,287	97,788	55,487
240530	Administrative Professional 1	Fairbanks	FT		APT - Exempt Employees	40.7%	54,200	22,059	76,259	591
240546	Communications Specialist 4	Fairbanks	FT		APT - Exempt Employees	40.7%	62,570	25,466	88,036	49,954
240586	Fiscal Manager 2	Fairbanks	FT		APT - Exempt Employees	40.7%	64,300	26,170	90,470	38,657
240710	Fiscal Professional 3	Fairbanks	FT		APT - Exempt Employees	40.7%	85,696	34,878	120,574	68,417
240753	IS Professional 4A	Fairbanks	FT		APT - Exempt Employees	40.7%	94,700	38,543	133,243	75,605
240771	Associate Professor	Fairbanks	PT		United Academics BU	29.8%	100	0	100	0
240772	Communications Manager 3	Fairbanks	FT		APT - Exempt Employees	40.7%	77,080	31,372	108,452	61,538
240801	Professor	Fairbanks	FT		United Academics BU	29.8%	82,978	24,727	107,705	61,114
240802	Associate Professor	Fairbanks	FT		United Academics BU	29.8%	91,751	27,342	119,093	67,576
240803	Fiscal Technician 2	Fairbanks	FT		PERS - Classified	48.7%	40,300	19,626	59,926	27,262
240804	Proc/ Cont Svcs Professional 3	Fairbanks	FT		APT - Exempt Employees	40.7%	123,900	50,427	174,327	98,917
240809	Associate Professor	Fairbanks	FT		United Academics BU	29.8%	87,569	26,096	113,665	64,496
240825	Student Svcs Professional 3	Fairbanks	FT		APT - Exempt Employees	40.7%	57,000	23,199	80,199	45,507
240826	Assistant Professor	Fairbanks	FT		United Academics BU	29.8%	143,632	42,802	186,434	105,787
240827	Physical Health Provider 2	Fairbanks	FT		PERS - Classified	48.7%	38,303	18,654	56,957	32,318

Personal Services Expenditure Detail
University of Alaska

Component: Fairbanks Campus (741)
RDU: University of Alaska Fairbanks (236)

Notes:

1. If a position is split, an asterisk (*) will appear in the Split/Count column. If the split position is also counted in the component, two asterisks (**) will appear in the column.
2. "Pool" PCN refers to UA temporary positions, such as adjunct faculty; student employees; and other non-permanent staff. Multiple incumbents share the same labor pool position number and pooled budget.

PCN	Job Class Title	Location	Time Status	Split/ Count	Employee Class	Benefit Rate	Annual Budgeted Salary	Annual Benefits	Total Costs	UGF Estimate
240829	Assistant Professor	Fairbanks	FT		United Academics BU	29.8%	60,750	18,104	78,854	44,743
240830	Physical Health Provider 2	Fairbanks	FT		PERS - Classified	48.7%	40,210	19,582	59,792	33,927
240848	Admin Specialist 1	Fairbanks	FT		PERS - Classified	48.7%	42,732	20,810	63,542	36,055
240857	Instructor	Fairbanks	FT		United Academics BU	29.8%	84,600	25,211	109,811	62,309
240858	Associate Professor	Fairbanks	FT		United Academics BU	29.8%	89,431	26,650	116,081	57,626
240860	Associate Professor	Fairbanks	FT		United Academics BU	29.8%	77,950	23,229	101,179	57,411
240861	Student Svcs Professional 2	Fairbanks	FT		PERS - Classified	48.7%	50,276	24,484	74,760	42,421
240862	Professor	Fairbanks	FT		United Academics BU	29.8%	82,790	24,671	107,461	60,976
240863	Professor	Fairbanks	FT		United Academics BU	29.8%	84,410	25,154	109,564	62,169
240864	Proc/ Cont Svcs Professional 2	Fairbanks	FT		APT - Exempt Employees	40.7%	83,200	33,862	117,062	66,424
240866	Professor	Fairbanks	FT		United Academics BU	29.8%	99,929	29,779	129,708	73,599
240868	Associate Professor	Fairbanks	FT		United Academics BU	29.8%	110,900	33,048	143,948	81,679
240869	Assistant Professor	Fairbanks	FT		United Academics BU	29.8%	88,900	26,492	115,392	65,476
240871	Research Professional 3	Fairbanks	PT		APT - Exempt Employees	40.7%	100	0	100	0
240872	Student Svcs Professional 3	Fairbanks	FT		APT - Exempt Employees	40.7%	57,583	23,436	81,019	45,972
240875	Admin Generalist 3	Fairbanks	FT		PERS - Classified	48.7%	46,400	22,597	68,997	39,150
240876	Development 3	Fairbanks	FT		APT - Exempt Employees	40.7%	73,000	29,711	102,711	0
240881	Admin Specialist 1	Fairbanks	FT		PERS - Classified	48.7%	35,038	17,064	52,102	29,564
240882	IS Professional 5A	Fairbanks	FT		PERS - Classified	48.7%	62,920	30,642	93,562	53,089
240883	Crafts & Trades I (CT1)	Fairbanks	FT		AHECTE- Labor Trades & Crafts	44.5%	46,467	20,678	67,145	38,099
240884	Student Svcs Professional 3	Fairbanks	FT		APT - Exempt Employees	40.7%	68,161	27,742	95,903	54,417
240885	Administrative Management 5	Fairbanks	FT		APT - Exempt Employees	40.7%	131,500	53,521	185,021	104,985
240888	Administrative Management 4	Fairbanks	FT		APT - Exempt Employees	40.7%	98,507	40,092	138,599	78,644
240891	Admin Specialist 2	Fairbanks	FT		PERS - Classified	48.7%	45,765	22,288	68,053	38,615
240892	Research Professional 2	Fairbanks	FT		APT - Exempt Employees	40.7%	47,291	19,247	66,538	37,755
240895	Library Technician 4	Fairbanks	FT		PERS - Classified	48.7%	52,609	25,621	78,230	38,836
240896	Admin Specialist 3	Fairbanks	FT		APT - Exempt Employees	40.7%	76,800	31,258	108,058	61,314
240898	Crafts & Trades I (CT1)	Fairbanks	FT		AHECTE- Labor Trades & Crafts	44.5%	46,467	20,678	67,145	38,099
240899	Fiscal Manager 2	Fairbanks	FT		APT - Exempt Employees	40.7%	66,300	26,984	93,284	0
240900	Fiscal Technician 2	Fairbanks	FT		PERS - Classified	48.7%	100	0	100	0

Personal Services Expenditure Detail
University of Alaska

Component: Fairbanks Campus (741)
RDU: University of Alaska Fairbanks (236)

Notes:

1. If a position is split, an asterisk (*) will appear in the Split/Count column. If the split position is also counted in the component, two asterisks (**) will appear in the column.
2. "Pool" PCN refers to UA temporary positions, such as adjunct faculty; student employees; and other non-permanent staff. Multiple incumbents share the same labor pool position number and pooled budget.

PCN	Job Class Title	Location	Time Status	Split/ Count	Employee Class	Benefit Rate	Annual Budgeted Salary	Annual Benefits	Total Costs	UGF Estimate
240901	Admin Generalist 3	Fairbanks	FT		PERS - Classified	48.7%	43,586	21,226	64,812	0
240908	Instructional Designer 3	Fairbanks	FT		APT - Exempt Employees	40.7%	67,479	27,464	94,943	53,873
240909	Administrative Management 3	Fairbanks	FT		APT - Exempt Employees	40.7%	74,495	30,319	104,814	59,474
240910	Student Svcs Technician 2	Fairbanks	FT		PERS - Classified	48.7%	40,631	19,787	60,418	34,283
240915	Instructional Designer 3	Fairbanks	FT		APT - Exempt Employees	40.7%	63,571	25,873	89,444	50,753
240939	Admin Specialist 2	Fairbanks	PT		PERS - Classified	48.7%	47,395	23,081	70,476	39,990
240940	Admin Specialist 3	Fairbanks	FT		APT - Exempt Employees	40.7%	63,815	25,973	89,788	50,948
240941	Administrative Management 3	Fairbanks	FT		APT - Exempt Employees	40.7%	74,000	30,118	104,118	59,079
240944	Administrative Professional 4	Fairbanks	FT		APT - Exempt Employees	40.7%	70,975	28,887	99,862	56,664
240946	Admin Specialist 2	Fairbanks	PT		PERS - Classified	48.7%	100	0	100	0
240947	Development 4	Fairbanks	FT		APT - Exempt Employees	40.7%	66,800	27,188	93,988	53,331
240948	Student Svcs Professional 3	Fairbanks	FT		APT - Exempt Employees	40.7%	54,451	22,162	76,613	43,472
240949	Development 2	Fairbanks	FT		PERS - Classified	48.7%	49,100	23,912	73,012	41,428
240950	Admin Specialist 2	Fairbanks	FT		PERS - Classified	48.7%	50,083	24,390	74,473	42,258
240951	Senior Administrator Director	Fairbanks	FT		Sr. Administrator	26.2%	135,100	35,396	170,496	96,743
240952	Student Svcs Manager 2	Fairbanks	FT		APT - Exempt Employees	40.7%	76,028	30,943	106,971	60,698
240953	Maint Service Worker IV (MSW4)	Fairbanks	FT		AHECTE- Labor Trades & Crafts	44.5%	47,445	21,113	68,558	38,901
240954	Administrative Management 1	Fairbanks	FT		APT - Exempt Employees	40.7%	60,500	24,624	85,124	0
240955	Development 4	Fairbanks	FT		APT - Exempt Employees	40.7%	69,500	28,287	97,787	55,486
240956	Communications Specialist 4	Fairbanks	FT		APT - Exempt Employees	40.7%	58,115	23,653	81,768	46,397
240958	Senior Administrator Director	Fairbanks	PT		Sr. Administrator	26.2%	100	0	100	0
240960	Fiscal Professional 2	Fairbanks	FT		APT - Exempt Employees	40.7%	58,696	23,889	82,585	46,861
240962	Associate Professor	Fairbanks	FT		United Academics BU	29.8%	74,781	22,285	97,066	55,077
240966	Student Svcs Manager 3	Fairbanks	FT		APT - Exempt Employees	40.7%	129,358	52,649	182,007	103,275
240967	Instructional Designer 3	Fairbanks	FT		APT - Exempt Employees	40.7%	75,294	30,645	105,939	60,112
240975	Associate Professor	Fairbanks	FT		United Academics BU	29.8%	82,576	24,608	107,184	60,818
240976	Student Svcs Professional 3	Fairbanks	FT		APT - Exempt Employees	40.7%	61,701	25,112	86,813	49,260
240978	Instructional Designer 3	Fairbanks	FT		APT - Exempt Employees	40.7%	58,698	23,890	82,588	46,862
242785	IS Net Technician 6	Fairbanks	FT		PERS - Classified	48.7%	53,200	25,908	79,108	44,888
242790	Associate Professor	Fairbanks	PT		United Academics BU	29.8%	115,800	34,508	150,308	42,644

Personal Services Expenditure Detail
University of Alaska

Component: Fairbanks Campus (741)
RDU: University of Alaska Fairbanks (236)

Notes:

1. If a position is split, an asterisk (*) will appear in the Split/Count column. If the split position is also counted in the component, two asterisks (**) will appear in the column.
2. "Pool" PCN refers to UA temporary positions, such as adjunct faculty; student employees; and other non-permanent staff. Multiple incumbents share the same labor pool position number and pooled budget.

PCN	Job Class Title	Location	Time Status	Split/ Count	Employee Class	Benefit Rate	Annual Budgeted Salary	Annual Benefits	Total Costs	UGF Estimate
242800	Crafts & Trades I (CT1)	Fairbanks	FT		AHECTE- Labor Trades & Crafts	44.5%	46,467	20,678	67,145	38,099
242805	Professor	Fairbanks	PT		United Academics BU	29.8%	100,000	29,800	129,800	57,669
242836	Professor	Fairbanks	FT		Non-Represented Faculty	26.2%	150,391	39,402	189,793	107,693
242851	Professor	Fairbanks	FT		United Academics BU	29.8%	136,800	40,766	177,566	73,504
242860	Professor	Fairbanks	FT		United Academics BU	29.8%	130,600	38,919	169,519	68,496
242912	Associate Professor	Fairbanks	FT		United Academics BU	29.8%	103,200	30,754	133,954	57,006
242935	Admin Generalist 4	Fairbanks	FT		PERS - Classified	48.7%	46,300	22,548	68,848	39,066
242970	Development 4	Fairbanks	PT		APT - Exempt Employees	40.7%	100	0	100	0
242975	Crafts & Trades III (CT3)	Fairbanks	FT		AHECTE- Labor Trades & Crafts	44.5%	52,043	23,159	75,202	42,671
243056	Admin Specialist 2	Fairbanks	FT		PERS - Classified	48.7%	50,800	24,740	75,540	42,863
243068	Fiscal Technician 3	Fairbanks	FT		PERS - Classified	48.7%	49,616	24,163	73,779	41,864
243110	Admin Specialist 3	Fairbanks	FT		APT - Exempt Employees	40.7%	63,800	25,967	89,767	50,936
243160	Instructional Designer 3	Fairbanks	FT		APT - Exempt Employees	40.7%	62,919	25,608	88,527	50,232
245236	Research Professional 3	Fairbanks	FT		APT - Exempt Employees	40.7%	72,500	29,508	102,008	57,881
245251	Administrative Management 3	Fairbanks	FT		APT - Exempt Employees	40.7%	72,400	29,467	101,867	57,802
245350	Associate Professor	Fairbanks	FT		United Academics BU	29.8%	106,118	31,623	137,741	55,105
245351	Crafts & Trades III (CT3)	Fairbanks	FT		AHECTE- Labor Trades & Crafts	44.5%	65,928	29,338	95,266	54,056
245355	Professor	Fairbanks	FT		United Academics BU	29.8%	120,422	35,886	156,308	59,889
245379	Associate Professor	Fairbanks	FT		United Academics BU	29.8%	77,836	23,195	101,031	57,327
245400	Professor	Fairbanks	FT		United Academics BU	29.8%	97,890	29,171	127,061	35,814
245445	Student Svcs Professional 3	Fairbanks	FT		APT - Exempt Employees	40.7%	68,150	27,737	95,887	54,408
245490	Maint Service Workr III (MSW3)	Fairbanks	PT		AHECTE- Labor Trades & Crafts	44.5%	19,100	8,500	27,600	214
245516	Student Svcs Manager 2	Fairbanks	FT		APT - Exempt Employees	40.7%	74,781	30,436	105,217	59,702
245525	Admin Generalist 4	Fairbanks	FT		PERS - Classified	48.7%	61,569	29,984	91,553	51,949
245565	Administrative Management 5	Fairbanks	FT		APT - Exempt Employees	40.7%	146,678	59,698	206,376	117,102
245635	IS Professional 5A	Fairbanks	FT		APT - Exempt Employees	40.7%	104,582	42,565	147,147	83,494
245650	Assistant Professor	Fairbanks	PT		United Academics BU	29.8%	100	0	100	0
245651	Student Svcs Technician 3	Fairbanks	FT		PERS - Classified	48.7%	45,531	22,174	67,705	38,417
245660	Associate Professor	Fairbanks	FT		United Academics BU	29.8%	83,819	24,978	108,797	49,387
245703	IS Net Technician 6	Fairbanks	FT		PERS - Classified	48.7%	56,842	27,682	84,524	47,961

Personal Services Expenditure Detail
University of Alaska

Component: Fairbanks Campus (741)
RDU: University of Alaska Fairbanks (236)

Notes:

1. If a position is split, an asterisk (*) will appear in the Split/Count column. If the split position is also counted in the component, two asterisks (**) will appear in the column.
2. "Pool" PCN refers to UA temporary positions, such as adjunct faculty; student employees; and other non-permanent staff. Multiple incumbents share the same labor pool position number and pooled budget.

PCN	Job Class Title	Location	Time Status	Split/ Count	Employee Class	Benefit Rate	Annual Budgeted Salary	Annual Benefits	Total Costs	UGF Estimate
245707	Crafts & Trades II (CT2)	Fairbanks	FT		AHECTE- Labor Trades & Crafts	44.5%	60,029	26,713	86,742	49,219
245761	Crafts & Trades II (CT2)	Fairbanks	FT		AHECTE- Labor Trades & Crafts	44.5%	65,928	29,338	95,266	54,056
245796	Student Svcs Professional 2	Fairbanks	FT		PERS - Classified	48.7%	49,770	24,238	74,008	41,994
245835	Crafts & Trades I (CT1)	Fairbanks	FT		AHECTE- Labor Trades & Crafts	44.5%	46,467	20,678	67,145	38,099
245848	Associate Professor	Fairbanks	FT		United Academics BU	29.8%	99,822	29,747	129,569	58,817
245875	Fac Engineering 5	Fairbanks	FT		APT - Exempt Employees	40.7%	80,713	32,850	113,563	64,438
245880	Professor	Fairbanks	PT		United Academics BU	29.8%	100	0	100	0
247890	Associate Professor	Fairbanks	PT		United Academics BU	29.8%	60,264	17,959	78,223	44,385
247931	Professor	Fairbanks	FT		United Academics BU	29.8%	96,164	28,657	124,821	70,826
247935	Associate Professor	Fairbanks	PT		United Academics BU	29.8%	100	0	100	0
247940	Professor	Fairbanks	FT		United Academics BU	29.8%	105,626	31,477	137,103	77,795
247945	Assistant Professor	Fairbanks	PT		United Academics BU	29.8%	100	0	100	0
247960	Associate Professor	Fairbanks	FT		United Academics BU	29.8%	83,569	24,904	108,473	61,550
247995	Assistant Professor	Fairbanks	FT		United Academics BU	29.8%	100,262	29,878	130,140	64,606
248001	Associate Professor	Fairbanks	FT		United Academics BU	29.8%	133,626	39,821	173,447	73,815
248016	Professor	Fairbanks	FT		United Academics BU	29.8%	140,716	41,933	182,649	86,442
248047	Crafts & Trades II (CT2)	Fairbanks	FT		AHECTE- Labor Trades & Crafts	44.5%	62,920	27,999	90,919	51,590
248060	Maint Service Worker IV (MSW4)	Fairbanks	FT		AHECTE- Labor Trades & Crafts	44.5%	41,288	18,373	59,661	33,853
248080	Assistant Professor	Fairbanks	FT		United Academics BU	29.8%	100	0	100	0
248086	Associate Professor	Fairbanks	FT		United Academics BU	29.8%	82,406	24,557	106,963	60,693
248100	Fiscal Manager 2	Fairbanks	FT		APT - Exempt Employees	40.7%	76,600	31,176	107,776	836
248116	Research Professional 2	Fairbanks	FT		APT - Exempt Employees	40.7%	41,770	17,000	58,770	33,348
248196	IS Net Technician 6	Fairbanks	FT		PERS - Classified	48.7%	52,700	25,665	78,365	44,466
248245	Crafts & Trades II (CT2)	Fairbanks	FT		AHECTE- Labor Trades & Crafts	44.5%	58,543	26,052	84,595	48,001
248255	Associate Professor	Fairbanks	FT		United Academics BU	29.8%	99,100	29,532	128,632	64,961
250306	Fiscal Manager 2	Fairbanks	FT		APT - Exempt Employees	40.7%	97,784	39,798	137,582	31,155
250310	IS Professional 4A	Fairbanks	FT		APT - Exempt Employees	40.7%	85,800	34,921	120,721	68,500
250315	IS Professional 4A	Fairbanks	FT		APT - Exempt Employees	40.7%	82,400	33,537	115,937	65,785
250333	Student Svcs Technician 2	Fairbanks	FT		PERS - Classified	48.7%	40,786	19,863	60,649	34,413
250336	Fiscal Professional 1	Fairbanks	PT		PERS - Classified	48.7%	100	0	100	0

Personal Services Expenditure Detail
University of Alaska

Component: Fairbanks Campus (741)
RDU: University of Alaska Fairbanks (236)

Notes:

1. If a position is split, an asterisk (*) will appear in the Split/Count column. If the split position is also counted in the component, two asterisks (**) will appear in the column.
2. "Pool" PCN refers to UA temporary positions, such as adjunct faculty; student employees; and other non-permanent staff. Multiple incumbents share the same labor pool position number and pooled budget.

PCN	Job Class Title	Location	Time Status	Split/ Count	Employee Class	Benefit Rate	Annual Budgeted Salary	Annual Benefits	Total Costs	UGF Estimate
250350	Stu Svcs Profess 2 (Exempt)	Fairbanks	FT		APT - Exempt Employees	40.7%	46,700	19,007	65,707	37,284
250525	Communications Specialist 3	Fairbanks	FT		PERS - Classified	48.7%	55,527	27,042	82,569	46,851
250530	Admin Specialist 3	Fairbanks	FT		APT - Exempt Employees	40.7%	49,900	20,309	70,209	0
250531	Human Resources Technician 3	Fairbanks	FT		PERS - Classified	48.7%	48,799	23,765	72,564	41,175
250545	Associate Professor	Fairbanks	FT		United Academics BU	29.8%	139,100	41,452	180,552	76,818
250555	Crafts & Trades I (CT1)	Fairbanks	FT		AHECTE- Labor Trades & Crafts	44.5%	50,315	22,390	72,705	41,255
250565	Communications Specialist 5	Fairbanks	FT		APT - Exempt Employees	40.7%	61,938	25,209	87,147	49,449
250581	Fiscal Professional 3	Fairbanks	FT		APT - Exempt Employees	40.7%	86,553	35,227	121,780	69,101
250685	Instructional Designer 2	Fairbanks	FT		PERS - Classified	48.7%	60,504	29,465	89,969	51,051
250690	IS Professional 3A	Fairbanks	FT		APT - Exempt Employees	40.7%	66,800	27,188	93,988	53,331
250760	Vice Chancellor (Admin)	Fairbanks	FT		Sr. Administrator	26.2%	176,000	46,112	222,112	126,031
250790	Administrative Management 3	Fairbanks	FT		APT - Exempt Employees	40.7%	60,503	24,625	85,128	48,303
250805	Student Svcs Professional 2	Fairbanks	FT		PERS - Classified	48.7%	64,853	31,583	96,436	54,720
250936	Executive Officer	Fairbanks	FT		Officer	26.2%	147,460	38,635	186,095	105,594
250940	Crafts & Trades II (CT2)	Fairbanks	FT		AHECTE- Labor Trades & Crafts	44.5%	55,453	24,677	80,130	45,467
250963	Maint Service Workr III (MSW3)	Fairbanks	FT		AHECTE- Labor Trades & Crafts	44.5%	43,000	19,135	62,135	482
250988	Administrative Management 4	Fairbanks	FT		APT - Exempt Employees	40.7%	81,511	33,175	114,686	65,075
251075	Student Svcs Technician 1	Fairbanks	PT		PERS - Classified	48.7%	100	0	100	0
251080	Assistant Professor	Fairbanks	FT		United Academics BU	29.8%	98,328	29,302	127,630	72,420
251202	Administrative Management 3	Fairbanks	FT		APT - Exempt Employees	40.7%	72,373	29,456	101,829	57,780
251360	Professor	Fairbanks	FT		United Academics BU	29.8%	140,006	41,722	181,728	95,478
251467	Assistant Professor	Fairbanks	FT		United Academics BU	29.8%	83,300	24,823	108,123	61,352
251470	Safety Svcs-Emerg Dispatcher 3	Fairbanks	FT		PERS - Classified	48.7%	50,560	24,623	75,183	42,660
251535	Administrative Management 1	Fairbanks	FT		APT - Exempt Employees	40.7%	65,698	26,739	92,437	717
253547	Professor	Fairbanks	FT		United Academics BU	29.8%	130,300	38,829	169,129	95,968
253556	Physical Health Provider 4	Fairbanks	FT		APT - Exempt Employees	40.7%	70,300	28,612	98,912	56,125
253565	Professor	Fairbanks	PT		United Academics BU	29.8%	100	0	100	0
253570	Fac Engineering 6	Fairbanks	FT		APT - Exempt Employees	40.7%	120,250	48,942	169,192	96,003
253573	Research Technician 4	Fairbanks	PT		PERS - Classified	48.7%	100	0	100	0
253681	Professor	Fairbanks	FT		United Academics BU	29.8%	93,486	27,859	121,345	68,854

Personal Services Expenditure Detail
University of Alaska

Component: Fairbanks Campus (741)
RDU: University of Alaska Fairbanks (236)

Notes:

1. If a position is split, an asterisk (*) will appear in the Split/Count column. If the split position is also counted in the component, two asterisks (**) will appear in the column.
2. "Pool" PCN refers to UA temporary positions, such as adjunct faculty; student employees; and other non-permanent staff. Multiple incumbents share the same labor pool position number and pooled budget.

PCN	Job Class Title	Location	Time Status	Split/ Count	Employee Class	Benefit Rate	Annual Budgeted Salary	Annual Benefits	Total Costs	UGF Estimate
260000	IS Professional 5A	Fairbanks	FT		APT - Exempt Employees	40.7%	99,500	40,497	139,997	79,437
260005	IS Net Technician 8	Fairbanks	FT		APT - Exempt Employees	40.7%	70,300	28,612	98,912	56,125
260010	IS Professional 5A	Fairbanks	FT		APT - Exempt Employees	40.7%	72,400	29,467	101,867	57,802
260015	IS Consultant 3A	Fairbanks	FT		APT - Exempt Employees	40.7%	54,300	22,100	76,400	43,351
260020	IS Professional 5A	Fairbanks	FT		APT - Exempt Employees	40.7%	72,400	29,467	101,867	57,802
260025	IS Consultant 3A	Fairbanks	FT		APT - Exempt Employees	40.7%	91,900	37,403	129,303	73,370
260030	Senior Administrator Director	Fairbanks	FT		Sr. Administrator	26.2%	144,071	37,747	181,818	103,167
260035	Fiscal Professional 2	Fairbanks	FT		APT - Exempt Employees	40.7%	66,387	27,020	93,407	53,001
260040	Admin Generalist 4	Fairbanks	FT		PERS - Classified	48.7%	49,263	23,991	73,254	41,566
260045	Training & Development 4	Fairbanks	FT		APT - Exempt Employees	40.7%	93,128	37,903	131,031	14,870
260050	Training & Development 5	Fairbanks	FT		APT - Exempt Employees	40.7%	110,315	44,898	155,213	88,071
260055	Training & Development 4	Fairbanks	PT		APT - Exempt Employees	40.7%	100	0	100	0
260060	Admin Specialist 3	Fairbanks	FT		APT - Exempt Employees	40.7%	60,735	24,719	85,454	48,489
270015	Professor	Fairbanks	FT		United Academics BU	29.8%	101,133	30,138	131,271	11,024
270100	Admin Generalist 3	Fairbanks	FT		PERS - Classified	48.7%	44,894	21,863	66,757	37,880
270102	Vice-Provost	Fairbanks	PT		Sr. Administrator	26.2%	100	0	100	0
270105	Admin Generalist 4	Fairbanks	FT		PERS - Classified	48.7%	45,529	22,173	67,702	19,208
270107	Administrative Management 2	Fairbanks	FT		APT - Exempt Employees	40.7%	82,667	33,645	116,312	61,379
270113	Fac Engineering 6	Fairbanks	PT		APT - Exempt Employees	40.7%	100	0	100	0
270118	Senior Administrator Officer	Fairbanks	FT		Sr. Administrator	26.2%	116,597	30,548	147,145	83,494
270119	Admin Specialist 2	Fairbanks	FT		PERS - Classified	48.7%	56,973	27,746	84,719	48,071
270121	Associate Professor	Fairbanks	FT		United Academics BU	29.8%	139,882	41,685	181,567	103,025
270128	Admin Generalist 2	Fairbanks	FT		PERS - Classified	48.7%	26,768	13,036	39,804	22,586
270130	Communications Specialist 3	Fairbanks	FT		PERS - Classified	48.7%	49,100	23,912	73,012	41,428
270139	Admin Generalist 3	Fairbanks	FT		PERS - Classified	48.7%	50,273	24,483	74,756	21,210
270140	Professor	Fairbanks	FT		United Academics BU	29.8%	106,266	31,667	137,933	3,913
270141	Crafts & Trades II (CT2)	Fairbanks	FT		AHECTE- Labor Trades & Crafts	44.5%	64,600	28,747	93,347	52,967
270144	Professor	Fairbanks	FT		United Academics BU	29.8%	133,411	39,756	173,167	4,913
270148	Fac Svcs-MO&U Supervisor 4	Fairbanks	FT		APT - Exempt Employees	40.7%	74,494	30,319	104,813	59,473
270151	Fiscal Professional 3	Fairbanks	PT		APT - Exempt Employees	40.7%	100	0	100	0

Personal Services Expenditure Detail
University of Alaska

Component: Fairbanks Campus (741)
RDU: University of Alaska Fairbanks (236)

Notes:

1. If a position is split, an asterisk (*) will appear in the Split/Count column. If the split position is also counted in the component, two asterisks (**) will appear in the column.
2. "Pool" PCN refers to UA temporary positions, such as adjunct faculty; student employees; and other non-permanent staff. Multiple incumbents share the same labor pool position number and pooled budget.

PCN	Job Class Title	Location	Time Status	Split/ Count	Employee Class	Benefit Rate	Annual Budgeted Salary	Annual Benefits	Total Costs	UGF Estimate
270154	Fiscal Professional 2	Fairbanks	FT		APT - Exempt Employees	40.7%	54,409	22,144	76,553	43,438
270156	Fiscal Technician 3	Fairbanks	FT		PERS - Classified	48.7%	52,084	25,365	77,449	43,946
270162	Assistant Professor	Fairbanks	FT		United Academics BU	29.8%	84,116	25,067	109,183	3,097
270163	Fiscal Professional 3	Fairbanks	FT		APT - Exempt Employees	40.7%	79,916	32,526	112,442	63,802
270167	Admin Generalist 4	Fairbanks	FT		PERS - Classified	48.7%	52,805	25,716	78,521	22,278
270169	Student Svcs Manager 3	Fairbanks	FT		APT - Exempt Employees	40.7%	80,700	32,845	113,545	64,428
270171	Professor	Fairbanks	FT		United Academics BU	29.8%	120,706	35,970	156,676	4,445
270174	Training & Development 3	Fairbanks	FT		PERS - Classified	48.7%	49,768	24,237	74,005	20,996
270176	Associate Professor	Fairbanks	FT		United Academics BU	29.8%	118,703	35,373	154,076	12,982
270177	Assistant Professor	Fairbanks	FT		United Academics BU	29.8%	80,546	24,003	104,549	2,966
270178	Admin Generalist 3	Fairbanks	FT		PERS - Classified	48.7%	47,364	23,066	70,430	19,982
270179	Admin Generalist 3	Fairbanks	FT		PERS - Classified	48.7%	42,310	20,605	62,915	35,699
270185	Communications Specialist 2	Fairbanks	FT		PERS - Classified	48.7%	50,291	24,492	74,783	42,433
270200	Professor	Fairbanks	FT		United Academics BU	29.8%	106,364	31,696	138,060	3,917
270207	Director (Academic-Faculty)	Fairbanks	FT		Non-Represented Faculty	26.2%	172,360	45,158	217,518	12,342
270212	Assistant Professor	Fairbanks	PT		United Academics BU	29.8%	100	0	100	0
270213	Associate Professor	Fairbanks	FT		United Academics BU	29.8%	83,150	24,779	107,929	3,062
270218	Safety Svcs-Emerg Dispatcher 2	Fairbanks	FT		PERS - Classified	48.7%	47,625	23,193	70,818	40,184
270222	Communications Specialist 3	Fairbanks	FT		PERS - Classified	48.7%	74,061	36,068	110,129	46,868
270226	Crafts & Trades III (CT3)	Fairbanks	FT		AHECTE- Labor Trades & Crafts	44.5%	71,379	31,764	103,143	58,525
270227	Communications Specialist 2	Fairbanks	FT		PERS - Classified	48.7%	57,803	28,150	85,953	36,579
270229	Maint Service Workr III (MSW3)	Fairbanks	PT		AHECTE- Labor Trades & Crafts	44.5%	19,100	8,500	27,600	214
270230	Fiscal Technician 3	Fairbanks	FT		PERS - Classified	48.7%	54,601	26,591	81,192	46,070
270233	Instructor	Fairbanks	FT		United Academics BU	29.8%	84,688	25,237	109,925	3,118
270234	Fac Svcs-MO&U Supervisor 5	Fairbanks	FT		APT - Exempt Employees	40.7%	72,373	29,456	101,829	57,780
270235	Associate Professor	Fairbanks	FT		United Academics BU	29.8%	99,083	29,527	128,610	3,649
270236	Professor	Fairbanks	FT		United Academics BU	29.8%	112,086	33,402	145,488	4,127
270241	Fiscal Technician 3	Fairbanks	FT		PERS - Classified	48.7%	45,500	22,159	67,659	38,391
270247	Training & Development 3	Fairbanks	FT		PERS - Classified	48.7%	50,581	24,633	75,214	21,339
270256	Fiscal Technician 4	Fairbanks	FT		PERS - Classified	48.7%	49,600	24,155	73,755	41,850

Personal Services Expenditure Detail
University of Alaska

Component: Fairbanks Campus (741)
RDU: University of Alaska Fairbanks (236)

Notes:

1. If a position is split, an asterisk (*) will appear in the Split/Count column. If the split position is also counted in the component, two asterisks (**) will appear in the column.
2. "Pool" PCN refers to UA temporary positions, such as adjunct faculty; student employees; and other non-permanent staff. Multiple incumbents share the same labor pool position number and pooled budget.

PCN	Job Class Title	Location	Time Status	Split/ Count	Employee Class	Benefit Rate	Annual Budgeted Salary	Annual Benefits	Total Costs	UGF Estimate
270270	IS Manager 3	Fairbanks	FT		APT - Exempt Employees	40.7%	85,696	34,878	120,574	68,417
270280	Associate Professor	Fairbanks	FT		United Academics BU	29.8%	91,667	27,317	118,984	67,514
270601	Fiscal Professional 3	Fairbanks	FT		APT - Exempt Employees	40.7%	58,800	23,932	82,732	37,652
270615	Human Resources Technician 3	Fairbanks	FT		PERS - Classified	48.7%	100	0	100	0
270617	Student Svcs Technician 2	Fairbanks	FT		PERS - Classified	48.7%	43,992	21,424	65,416	37,119
270642	Communications Specialist 4	Fairbanks	PT		APT - Exempt Employees	40.7%	100	0	100	0
270660	Director (Academic-Faculty)	Fairbanks	FT		Non-Represented Faculty	26.2%	140,000	36,680	176,680	91,230
270663	Professor	Fairbanks	FT		United Academics BU	29.8%	89,780	26,754	116,534	66,124
270664	Admin Generalist 4	Fairbanks	FT		PERS - Classified	48.7%	64,854	31,584	96,438	54,721
270678	IS Consultant 2A	Fairbanks	FT		PERS - Classified	48.7%	57,600	28,051	85,651	48,600
270679	Professor	Fairbanks	FT		United Academics BU	29.8%	100,900	30,068	130,968	74,314
270909	Professor	Fairbanks	FT		United Academics BU	29.8%	117,648	35,059	152,707	74,304
270932	Comm Specialist 3 (E)	Fairbanks	FT		APT - Exempt Employees	40.7%	49,770	20,256	70,026	39,735
270933	Instructional Designer 2	Fairbanks	FT		PERS - Classified	48.7%	64,853	31,583	96,436	54,720
280201	Assistant Professor	Fairbanks	FT		United Academics BU	29.8%	70,000	20,860	90,860	51,556
280203	Instructional Designer 4	Fairbanks	FT		APT - Exempt Employees	40.7%	73,088	29,747	102,835	58,351
280207	Safety Svcs-Emerg Dispatcher 4	Fairbanks	FT		PERS - Classified	48.7%	61,630	30,014	91,644	52,001
280221	Admin Specialist 2	Fairbanks	FT		PERS - Classified	48.7%	70,210	34,192	104,402	59,240
280232	Student Svcs Technician 3	Fairbanks	FT		PERS - Classified	48.7%	100	0	100	0
280246	Fiscal Professional 3	Fairbanks	FT		APT - Exempt Employees	40.7%	83,911	34,152	118,063	66,991
280257	Communications Manager 1	Fairbanks	FT		APT - Exempt Employees	40.7%	59,307	24,138	83,445	47,349
280302	Admin Specialist 2	Fairbanks	FT		PERS - Classified	48.7%	49,579	24,145	73,724	572
280526	Admin Specialist 3	Fairbanks	FT		APT - Exempt Employees	40.7%	54,243	22,077	76,320	43,306
280529	Student Svcs Professional 1	Fairbanks	FT		PERS - Classified	48.7%	41,951	20,430	62,381	35,396
280536	Student Svcs Technician 3	Fairbanks	FT		PERS - Classified	48.7%	45,974	22,389	68,363	38,791
280542	Research Professional 2	Fairbanks	FT		APT - Exempt Employees	40.7%	70,221	28,580	98,801	56,062
280557	Fac Svcs-MO&U Supervisor 3	Fairbanks	FT		APT - Exempt Employees	40.7%	54,243	22,077	76,320	43,306
281000	Fiscal Technician 4	Fairbanks	FT		PERS - Classified	48.7%	64,300	31,314	95,614	54,254
281002	Fiscal Professional 3	Fairbanks	FT		APT - Exempt Employees	40.7%	73,781	30,029	103,810	58,904
281005	Maint Service Worker IV (MSW4)	Fairbanks	FT		AHECTE- Labor Trades & Crafts	44.5%	41,288	18,373	59,661	33,853

Personal Services Expenditure Detail
University of Alaska

Component: Fairbanks Campus (741)
RDU: University of Alaska Fairbanks (236)

Notes:

1. If a position is split, an asterisk (*) will appear in the Split/Count column. If the split position is also counted in the component, two asterisks (**) will appear in the column.
2. "Pool" PCN refers to UA temporary positions, such as adjunct faculty; student employees; and other non-permanent staff. Multiple incumbents share the same labor pool position number and pooled budget.

PCN	Job Class Title	Location	Time Status	Split/ Count	Employee Class	Benefit Rate	Annual Budgeted Salary	Annual Benefits	Total Costs	UGF Estimate
281007	Fiscal Professional 2	Fairbanks	FT		APT - Exempt Employees	40.7%	73,780	30,028	103,808	58,903
281010	Administrative Management 5	Fairbanks	FT		APT - Exempt Employees	40.7%	118,568	48,257	166,825	94,660
281015	Administrative Professional 1	Fairbanks	FT		APT - Exempt Employees	40.7%	74,495	30,319	104,814	59,474
290006	Communications Specialist 4	Fairbanks	FT		APT - Exempt Employees	40.7%	56,075	22,823	78,898	44,768
290008	Associate Professor	Fairbanks	FT		United Academics BU	29.8%	101,400	30,217	131,617	58,995
290019	Dean (Academic)	Fairbanks	FT		Sr. Administrator	26.2%	208,300	54,575	262,875	141,714
290101	IS Consultant 2A	Fairbanks	FT		PERS - Classified	48.7%	53,800	26,201	80,001	11,855
290106	Administrative Management 4	Fairbanks	FT		APT - Exempt Employees	40.7%	99,462	40,481	139,943	79,407
290108	Administrative Management 1	Fairbanks	FT		APT - Exempt Employees	40.7%	74,800	30,444	105,244	43,670
290110	Student Svcs Professional 2	Fairbanks	FT		PERS - Classified	48.7%	49,770	24,238	74,008	41,994
290113	Training & Development 3	Fairbanks	FT		PERS - Classified	48.7%	41,232	20,080	61,312	2,087
290118	Admin Generalist 4	Fairbanks	FT		PERS - Classified	48.7%	41,076	20,004	61,080	34,658
290202	Fiscal Technician 3	Fairbanks	FT		PERS - Classified	48.7%	48,400	23,571	71,971	40,838
290207	Broadcast/Media Professional 3	Fairbanks	PT		APT - Exempt Employees	40.7%	100	0	100	0
290258	Associate Professor	Fairbanks	FT		United Academics BU	29.8%	107,400	32,005	139,405	59,363
290263	Environ Health/Safety 2 (NE)	Fairbanks	FT		PERS - Classified	48.7%	61,800	30,097	91,897	52,144
402800	IS Net Technician 6	Fairbanks	PT		PERS - Classified	48.7%	100	0	100	0
402801	IS Ops Technician 3	Fairbanks	FT		PERS - Classified	48.7%	50,100	24,399	74,499	0
402802	IS Net Technician 6	Fairbanks	PT		PERS - Classified	48.7%	100	0	100	0
403701	Student Svcs Manager 2	Fairbanks	FT		APT - Exempt Employees	40.7%	63,533	25,858	89,391	50,722
403801	Admin Generalist 4	Fairbanks	FT		PERS - Classified	48.7%	37,000	18,019	55,019	0
404700	Stu Svcs Profess 2 (Exempt)	Fairbanks	FT		APT - Exempt Employees	40.7%	41,500	16,891	58,391	33,132
404703	Stu Svcs Profess 2 (Exempt)	Fairbanks	FT		APT - Exempt Employees	40.7%	45,312	18,442	63,754	9,415
404704	Stu Svcs Profess 2 (Exempt)	Fairbanks	FT		APT - Exempt Employees	40.7%	51,640	21,017	72,657	20,895
404707	Stu Svcs Profess 2 (Exempt)	Fairbanks	FT		APT - Exempt Employees	40.7%	41,500	16,891	58,391	33,132
404708	Stu Svcs Profess 2 (Exempt)	Fairbanks	FT		APT - Exempt Employees	40.7%	41,500	16,891	58,391	33,132
404709	Stu Svcs Profess 2 (Exempt)	Fairbanks	FT		APT - Exempt Employees	40.7%	41,500	16,891	58,391	33,132
404710	Student Svcs Professional 3	Fairbanks	FT		APT - Exempt Employees	40.7%	50,070	20,378	70,448	39,974
404711	Student Svcs Professional 3	Fairbanks	FT		APT - Exempt Employees	40.7%	50,070	20,378	70,448	39,974
404712	Student Svcs Manager 2	Fairbanks	FT		APT - Exempt Employees	40.7%	59,340	24,151	83,491	47,375

Personal Services Expenditure Detail
University of Alaska

Component: Fairbanks Campus (741)
RDU: University of Alaska Fairbanks (236)

Notes:

1. If a position is split, an asterisk (*) will appear in the Split/Count column. If the split position is also counted in the component, two asterisks (**) will appear in the column.
2. "Pool" PCN refers to UA temporary positions, such as adjunct faculty; student employees; and other non-permanent staff. Multiple incumbents share the same labor pool position number and pooled budget.

PCN	Job Class Title	Location	Time Status	Split/ Count	Employee Class	Benefit Rate	Annual Budgeted Salary	Annual Benefits	Total Costs	UGF Estimate
404714	Stu Svcs Profess 2 (Exempt)	Fairbanks	FT		APT - Exempt Employees	40.7%	41,500	16,891	58,391	33,132
404715	Stu Svcs Profess 2 (Exempt)	Fairbanks	FT		APT - Exempt Employees	40.7%	41,500	16,891	58,391	33,132
404716	Student Svcs Professional 3	Fairbanks	FT		APT - Exempt Employees	40.7%	53,700	21,856	75,556	42,872
404717	Student Svcs Professional 3	Fairbanks	FT		APT - Exempt Employees	40.7%	53,700	21,856	75,556	42,872
404800	Fiscal Professional 3	Fairbanks	FT		APT - Exempt Employees	40.7%	64,394	26,208	90,602	703
404802	Athletics Facs, Ops & Pgms 4	Fairbanks	FT		APT - Exempt Employees	40.7%	53,912	21,942	75,854	588
404803	Fac Svcs-MO&U Supervisor 1	Fairbanks	FT		PERS - Classified	48.7%	40,200	19,577	59,777	464
404805	Admin Specialist 1	Fairbanks	FT		PERS - Classified	48.7%	44,900	21,866	66,766	518
404806	Student Svcs Professional 2	Fairbanks	FT		PERS - Classified	48.7%	50,031	24,365	74,396	42,214
405700	Athletics Training 3	Fairbanks	FT		APT - Exempt Employees	40.7%	76,773	31,247	108,020	61,293
405701	Athletics Coach 3	Fairbanks	FT		APT - Exempt Employees	40.7%	81,111	33,012	114,123	64,756
405702	Communications Specialist 4	Fairbanks	FT		APT - Exempt Employees	40.7%	46,696	19,005	65,701	37,280
405703	Athletics Coach 2	Fairbanks	FT		APT - Exempt Employees	40.7%	41,076	16,718	57,794	32,794
405704	Athletics Coach 2	Fairbanks	FT		APT - Exempt Employees	40.7%	74,064	30,144	104,208	59,130
405705	Athletics Coach 3	Fairbanks	FT		APT - Exempt Employees	40.7%	116,150	47,273	163,423	92,730
405706	Athletics Coach 3	Fairbanks	FT		APT - Exempt Employees	40.7%	59,864	24,365	84,229	47,793
405707	Athletics Coach 3	Fairbanks	FT		APT - Exempt Employees	40.7%	141,944	57,771	199,715	113,323
405708	Athletics Coach 2	Fairbanks	FT		APT - Exempt Employees	40.7%	48,209	19,621	67,830	38,488
405709	Athletics Coach 2	Fairbanks	FT		APT - Exempt Employees	40.7%	40,682	16,558	57,240	32,479
405710	Athletics Coach 2	Fairbanks	FT		APT - Exempt Employees	40.7%	45,898	18,680	64,578	36,643
405711	Athletics Coach 3	Fairbanks	FT		APT - Exempt Employees	40.7%	59,262	24,120	83,382	47,313
405712	Athletics Coach 3	Fairbanks	FT		APT - Exempt Employees	40.7%	65,104	26,497	91,601	51,977
405713	Athletics Administrator 2	Fairbanks	FT		APT - Exempt Employees	40.7%	52,106	21,207	73,313	41,600
405714	Athletics Coach 2	Fairbanks	FT		APT - Exempt Employees	40.7%	40,682	16,558	57,240	32,479
405715	Administrative Management 4	Fairbanks	FT		APT - Exempt Employees	40.7%	93,128	37,903	131,031	74,350
405716	Athletics Training 2	Fairbanks	FT		APT - Exempt Employees	40.7%	57,097	23,238	80,335	45,584
405717	Athletics Coach 3	Fairbanks	FT		APT - Exempt Employees	40.7%	59,863	24,364	84,227	47,792
405718	Athletics Administrator 3	Fairbanks	FT		APT - Exempt Employees	40.7%	53,153	21,633	74,786	42,435
405720	Athletics Coach 2	Fairbanks	FT		APT - Exempt Employees	40.7%	66,388	27,020	93,408	53,002
405721	Athletics Facs, Ops & Pgms 4	Fairbanks	FT		APT - Exempt Employees	40.7%	60,486	24,618	85,104	660

Personal Services Expenditure Detail
University of Alaska

Component: Fairbanks Campus (741)
RDU: University of Alaska Fairbanks (236)

Notes:

1. If a position is split, an asterisk (*) will appear in the Split/Count column. If the split position is also counted in the component, two asterisks (**) will appear in the column.
2. "Pool" PCN refers to UA temporary positions, such as adjunct faculty; student employees; and other non-permanent staff. Multiple incumbents share the same labor pool position number and pooled budget.

PCN	Job Class Title	Location	Time Status	Split/ Count	Employee Class	Benefit Rate	Annual Budgeted Salary	Annual Benefits	Total Costs	UGF Estimate
405722	Admin Specialist 2	Fairbanks	FT		PERS - Classified	48.7%	46,230	22,514	68,744	39,007
405800	Fiscal Professional 1	Fairbanks	FT		PERS - Classified	48.7%	51,878	25,265	77,143	43,772
405801	Admin Specialist 3 (NonExempt)	Fairbanks	FT		PERS - Classified	48.7%	54,744	26,660	81,404	46,191
405802	Athletics Facs, Ops & Pgms 2	Fairbanks	PT		PERS - Classified	48.7%	18,962	9,234	28,196	219
405804	Athletics Facs Ops & Pgms 2	Fairbanks	FT		PERS - Classified	48.7%	46,717	22,751	69,468	539
405805	Athletics Facs Ops & Pgms 1	Fairbanks	FT		PERS - Classified	48.7%	30,173	14,694	44,867	25,459
405807	Stu Svcs Profess 2 (Exempt)	Fairbanks	FT		APT - Exempt Employees	40.7%	41,500	16,891	58,391	33,132
406701	Development 4	Fairbanks	FT		APT - Exempt Employees	40.7%	90,100	36,671	126,771	71,933
406801	Development 3	Fairbanks	FT		APT - Exempt Employees	40.7%	54,200	22,059	76,259	43,271
406804	Admin Specialist 3 (NonExempt)	Fairbanks	FT		PERS - Classified	48.7%	55,300	26,931	82,231	46,660
406805	Development 2	Fairbanks	PT		PERS - Classified	48.7%	100	0	100	0
407700	Development 3	Fairbanks	FT		APT - Exempt Employees	40.7%	55,300	22,507	77,807	0
407701	Broadcast/Media Professional 3	Fairbanks	PT		APT - Exempt Employees	40.7%	27,500	11,193	38,693	21,955
407703	Fiscal Professional 2	Fairbanks	FT		APT - Exempt Employees	40.7%	55,600	22,629	78,229	0
407800	Broadcast/Media Technician 3	Fairbanks	FT		PERS - Classified	48.7%	36,300	17,678	53,978	0
407801	Fiscal Technician 2	Fairbanks	FT		PERS - Classified	48.7%	43,300	21,087	64,387	0
407802	Broadcast/Media Technician 3	Fairbanks	FT		PERS - Classified	48.7%	46,000	22,402	68,402	0
407803	Broadcast/Media Profess 3 (NE)	Fairbanks	FT		PERS - Classified	48.7%	54,900	26,736	81,636	0
407804	Broadcast/Media Technician 3	Fairbanks	PT		PERS - Classified	48.7%	22,700	11,055	33,755	0
407805	Admin Generalist 4	Fairbanks	FT		PERS - Classified	48.7%	46,000	22,402	68,402	0
407806	Comm Specialist 4 (NE)	Fairbanks	PT		PERS - Classified	48.7%	28,300	13,782	42,082	23,878
407807	Broadcast/Media Professional 3	Fairbanks	FT		APT - Exempt Employees	40.7%	27,300	11,111	38,411	0
410200	Research Assoc Professor	Fairbanks	FT		United Academics BU	29.8%	100	0	100	0
410300	Professor	Fairbanks	FT		Non-Represented Faculty	26.2%	161,600	42,339	203,939	115,720
410700	Student Svcs Professional 3	Fairbanks	FT		APT - Exempt Employees	40.7%	40,481	16,476	56,957	0
410701	Student Svcs Manager 2	Fairbanks	FT		APT - Exempt Employees	40.7%	66,784	27,181	93,965	13,329
410702	Student Svcs Professional 4	Fairbanks	FT		APT - Exempt Employees	40.7%	59,863	24,364	84,227	2,390
410704	Administrative Management 1	Fairbanks	FT		APT - Exempt Employees	40.7%	58,116	23,653	81,769	11,599
410705	Administrative Management 2	Fairbanks	FT		APT - Exempt Employees	40.7%	70,221	28,580	98,801	0
410706	Student Svcs Professional 3	Fairbanks	FT		APT - Exempt Employees	40.7%	58,696	23,889	82,585	46,861

Personal Services Expenditure Detail
University of Alaska

Component: Fairbanks Campus (741)
RDU: University of Alaska Fairbanks (236)

Notes:

1. If a position is split, an asterisk (*) will appear in the Split/Count column. If the split position is also counted in the component, two asterisks (**) will appear in the column.
2. "Pool" PCN refers to UA temporary positions, such as adjunct faculty; student employees; and other non-permanent staff. Multiple incumbents share the same labor pool position number and pooled budget.

PCN	Job Class Title	Location	Time Status	Split/ Count	Employee Class	Benefit Rate	Annual Budgeted Salary	Annual Benefits	Total Costs	UGF Estimate
410707	Administrative Management 5	Fairbanks	FT		APT - Exempt Employees	40.7%	184,331	75,023	259,354	110,646
410708	Fiscal Professional 2	Fairbanks	FT		APT - Exempt Employees	40.7%	49,108	19,987	69,095	13,722
410709	Research Professional 3	Fairbanks	FT		APT - Exempt Employees	40.7%	66,810	27,192	94,002	0
410710	Research Professional 3	Fairbanks	FT		APT - Exempt Employees	40.7%	65,479	26,650	92,129	0
410711	Research Professional 3	Fairbanks	FT		APT - Exempt Employees	40.7%	63,564	25,871	89,435	0
410712	Research Professional 3	Fairbanks	FT		APT - Exempt Employees	40.7%	66,810	27,192	94,002	0
410800	Communications Manager 1	Fairbanks	FT		APT - Exempt Employees	40.7%	82,933	33,754	116,687	14,134
410801	Student Svcs Manager 2	Fairbanks	FT		APT - Exempt Employees	40.7%	104,599	42,572	147,171	0
410802	Communications Specialist 3	Fairbanks	FT		PERS - Classified	48.7%	39,106	19,045	58,151	451
410803	Fiscal Technician 3	Fairbanks	FT		PERS - Classified	48.7%	68,161	33,194	101,355	14,378
410806	Admin Generalist 4	Fairbanks	FT		PERS - Classified	48.7%	35,388	17,234	52,622	5,972
410809	Fiscal Technician 3	Fairbanks	FT		PERS - Classified	48.7%	66,809	32,536	99,345	14,092
410810	Communications Specialist 2	Fairbanks	PT		PERS - Classified	48.7%	22,678	11,044	33,722	262
410811	Student Svcs Manager 1	Fairbanks	FT		APT - Exempt Employees	40.7%	70,923	28,866	99,789	0
411100	Term Instructor	Fairbanks	FT		United Academics BU	29.8%	51,139	15,239	66,378	37,665
411101	Term Asst Professor	Fairbanks	FT		United Academics BU	29.8%	81,607	24,319	105,926	60,105
411103	Term Instructor	Fairbanks	FT		United Academics BU	29.8%	47,500	14,155	61,655	34,984
411104	Assistant Professor	Fairbanks	FT		United Academics BU	29.8%	60,501	18,029	78,530	44,560
411106	Term Instructor	Fairbanks	FT		United Academics BU	29.8%	56,299	16,777	73,076	41,465
411107	Term Asst Professor	Fairbanks	FT		United Academics BU	29.8%	57,462	17,124	74,586	42,322
411108	Term Asst Professor	Fairbanks	FT		United Academics BU	29.8%	63,500	18,923	82,423	46,769
411109	Assistant Professor	Fairbanks	PT		United Academics BU	29.8%	45,480	13,553	59,033	33,497
411110	Clinical Assoc Professor	Fairbanks	FT		United Academics BU	29.8%	84,265	25,111	109,376	62,062
411111	Term Asst Professor	Fairbanks	FT		United Academics BU	29.8%	66,747	19,891	86,638	49,160
411112	Term Instructor	Fairbanks	FT		United Academics BU	29.8%	47,500	14,155	61,655	34,984
411113	Term Asst Professor	Fairbanks	FT		United Academics BU	29.8%	57,000	16,986	73,986	41,981
411119	Clinical Assoc Professor	Fairbanks	FT		United Academics BU	29.8%	85,408	25,452	110,860	62,904
411120	Term Professor	Fairbanks	FT		Non-Represented Faculty	26.2%	134,762	35,308	170,070	57,955
411121	Clinical Assoc Professor	Fairbanks	PT		United Academics BU	29.8%	100	0	100	0
411122	Term Asst Professor	Fairbanks	FT		United Academics BU	29.8%	57,000	16,986	73,986	41,981

Personal Services Expenditure Detail
University of Alaska

Component: Fairbanks Campus (741)
RDU: University of Alaska Fairbanks (236)

Notes:

1. If a position is split, an asterisk (*) will appear in the Split/Count column. If the split position is also counted in the component, two asterisks (**) will appear in the column.
2. "Pool" PCN refers to UA temporary positions, such as adjunct faculty; student employees; and other non-permanent staff. Multiple incumbents share the same labor pool position number and pooled budget.

PCN	Job Class Title	Location	Time Status	Split/ Count	Employee Class	Benefit Rate	Annual Budgeted Salary	Annual Benefits	Total Costs	UGF Estimate
411124	Term Asst Professor	Fairbanks	PT		United Academics BU	29.8%	100	0	100	0
411131	Term Instructor	Fairbanks	FT		United Academics BU	29.8%	47,982	14,299	62,281	35,339
411132	Term Asst Professor	Fairbanks	FT		United Academics BU	29.8%	60,000	17,880	77,880	44,191
411202	Term Asst Professor	Fairbanks	FT		United Academics BU	29.8%	57,000	16,986	73,986	41,981
411701	Visiting Asst Professor	Fairbanks	FT		United Academics BU	29.8%	80,001	23,840	103,841	0
411801	Admin Generalist 3	Fairbanks	PT		PERS - Classified	48.7%	100	0	100	0
411802	Student Svcs Technician 3	Fairbanks	FT		PERS - Classified	48.7%	46,477	22,634	69,111	39,215
412100	Term Asst Professor	Fairbanks	FT		United Academics BU	29.8%	69,683	20,766	90,449	51,323
412101	Associate Professor	Fairbanks	FT		United Academics BU	29.8%	78,936	23,523	102,459	50,388
412106	Term Asst Professor	Fairbanks	PT		United Academics BU	29.8%	54,234	16,162	70,396	39,944
412107	Term Asst Professor	Fairbanks	FT		United Academics BU	29.8%	61,000	18,178	79,178	44,927
412112	Term Asst Professor	Fairbanks	FT		United Academics BU	29.8%	63,500	18,923	82,423	46,769
412701	Admin Generalist 3	Fairbanks	FT		PERS - Classified	48.7%	65,094	31,701	96,795	0
412702	Research Professional 4	Fairbanks	FT		APT - Exempt Employees	40.7%	100	0	100	0
412703	Administrative Management 2	Fairbanks	FT		APT - Exempt Employees	40.7%	90,979	37,028	128,007	21,791
412704	Administrative Professional 1	Fairbanks	FT		APT - Exempt Employees	40.7%	53,706	21,858	75,564	21,438
412705	Research Professional 2	Fairbanks	FT		APT - Exempt Employees	40.7%	41,917	17,060	58,977	33,465
412706	Training & Development 4	Fairbanks	FT		APT - Exempt Employees	40.7%	58,172	23,676	81,848	0
412801	IS Net Technician 6	Fairbanks	FT		PERS - Classified	48.7%	49,109	23,916	73,025	41,436
412805	Admin Generalist 4	Fairbanks	FT		PERS - Classified	48.7%	100	0	100	0
412808	Fiscal Technician 2	Fairbanks	FT		PERS - Classified	48.7%	30,779	14,989	45,768	10,388
412809	Fiscal Technician 2	Fairbanks	FT		PERS - Classified	48.7%	58,116	28,302	86,418	49,036
412810	Training & Development 3	Fairbanks	FT		PERS - Classified	48.7%	43,586	21,226	64,812	36,776
412811	Communications Specialist 3	Fairbanks	FT		PERS - Classified	48.7%	43,389	21,130	64,519	27,458
412813	Administrative Professional 2	Fairbanks	FT		APT - Exempt Employees	40.7%	66,810	27,192	94,002	0
413100	Term Instructor	Fairbanks	FT		United Academics BU	29.8%	91,915	27,391	119,306	67,697
413101	Term Instructor	Fairbanks	FT		United Academics BU	29.8%	120,000	35,760	155,760	88,382
413102	Term Instructor	Fairbanks	FT		United Academics BU	29.8%	97,169	28,956	126,125	71,566
413103	Term Instructor	Fairbanks	FT		United Academics BU	29.8%	94,222	28,078	122,300	69,396
413104	Term Instructor	Fairbanks	FT		United Academics BU	29.8%	100	0	100	0

Personal Services Expenditure Detail
University of Alaska

Component: Fairbanks Campus (741)
RDU: University of Alaska Fairbanks (236)

Notes:

1. If a position is split, an asterisk (*) will appear in the Split/Count column. If the split position is also counted in the component, two asterisks (**) will appear in the column.
2. "Pool" PCN refers to UA temporary positions, such as adjunct faculty; student employees; and other non-permanent staff. Multiple incumbents share the same labor pool position number and pooled budget.

PCN	Job Class Title	Location	Time Status	Split/ Count	Employee Class	Benefit Rate	Annual Budgeted Salary	Annual Benefits	Total Costs	UGF Estimate
413105	Term Instructor	Fairbanks	FT		United Academics BU	29.8%	90,900	27,088	117,988	66,949
413106	Term Instructor	Fairbanks	FT		United Academics BU	29.8%	75,199	22,409	97,608	55,385
413107	Term Instructor	Fairbanks	FT		United Academics BU	29.8%	90,498	26,968	117,466	66,653
413108	Term Instructor	Fairbanks	FT		United Academics BU	29.8%	79,536	23,702	103,238	58,579
413109	Term Instructor	Fairbanks	FT		United Academics BU	29.8%	99,919	29,776	129,695	73,592
413111	Term Instructor	Fairbanks	FT		United Academics BU	29.8%	70,667	21,059	91,726	52,047
414100	Assistant Professor	Fairbanks	FT		United Academics BU	29.8%	100	0	100	0
414700	Research Professional 4	Fairbanks	PT		APT - Exempt Employees	40.7%	38,012	15,471	53,483	0
414801	Library Professional 1	Fairbanks	PT		PERS - Classified	48.7%	28,600	13,928	42,528	0
414803	Admin Specialist 1	Fairbanks	FT		PERS - Classified	48.7%	32,500	15,828	48,328	0
414804	Library Technician 2	Fairbanks	PT		PERS - Classified	48.7%	20,114	9,796	29,910	16,971
414806	Library Technician 4	Fairbanks	FT		PERS - Classified	48.7%	45,344	22,083	67,427	38,259
414807	Library Professional 1	Fairbanks	FT		PERS - Classified	48.7%	50,867	24,772	75,639	42,919
420101	Term Instructor	Fairbanks	FT		United Academics BU	29.8%	79,202	23,602	102,804	58,333
420104	Term Instructor	Fairbanks	FT		United Academics BU	29.8%	78,160	23,292	101,452	57,566
420105	Term Instructor	Fairbanks	FT		United Academics BU	29.8%	59,012	17,586	76,598	43,463
420106	Term Instructor	Fairbanks	PT		United Academics BU	29.8%	42,250	12,591	54,841	31,118
420107	Term Instructor	Fairbanks	FT		United Academics BU	29.8%	50,000	14,900	64,900	36,826
420108	Term Instructor	Fairbanks	FT		United Academics BU	29.8%	41,400	12,337	53,737	30,492
420109	Instructor	Fairbanks	FT		United Academics BU	29.8%	56,411	16,810	73,221	41,548
420113	Term Instructor	Fairbanks	FT		United Academics BU	29.8%	55,000	16,390	71,390	40,508
420701	Research Professional 2	Fairbanks	PT		APT - Exempt Employees	40.7%	25,217	10,263	35,480	0
420702	Admin Specialist 2 (Exempt)	Fairbanks	FT		APT - Exempt Employees	40.7%	49,088	19,979	69,067	0
420706	Research Professional 3	Fairbanks	FT		APT - Exempt Employees	40.7%	58,116	23,653	81,769	0
420801	Research Professional 2	Fairbanks	FT		APT - Exempt Employees	40.7%	100	0	100	0
420802	Fiscal Technician 2	Fairbanks	FT		PERS - Classified	48.7%	32,371	15,765	48,136	27,313
420804	Admin Generalist 3	Fairbanks	FT		PERS - Classified	48.7%	47,413	23,090	70,503	20,498
421704	Administrative Professional 1	Fairbanks	FT		APT - Exempt Employees	40.7%	75,137	30,581	105,718	3,599
422800	Campus Services Generalist 4	Fairbanks	PT		PERS - Classified	48.7%	24,800	12,078	36,878	20,925
424700	Library Professional 3	Fairbanks	FT		APT - Exempt Employees	40.7%	66,400	27,025	93,425	26,346

Personal Services Expenditure Detail
University of Alaska

Component: Fairbanks Campus (741)
RDU: University of Alaska Fairbanks (236)

Notes:

1. If a position is split, an asterisk (*) will appear in the Split/Count column. If the split position is also counted in the component, two asterisks (**) will appear in the column.
2. "Pool" PCN refers to UA temporary positions, such as adjunct faculty; student employees; and other non-permanent staff. Multiple incumbents share the same labor pool position number and pooled budget.

PCN	Job Class Title	Location	Time Status	Split/ Count	Employee Class	Benefit Rate	Annual Budgeted Salary	Annual Benefits	Total Costs	UGF Estimate
424702	Library Professional 3	Fairbanks	FT		APT - Exempt Employees	40.7%	64,100	26,089	90,189	47,263
424703	Library Professional 2	Fairbanks	FT		APT - Exempt Employees	40.7%	58,100	23,647	81,747	39,200
424704	Admin Specialist 4	Fairbanks	FT		APT - Exempt Employees	40.7%	48,700	19,821	68,521	31,056
424802	Admin Specialist 1	Fairbanks	PT		PERS - Classified	48.7%	24,900	12,126	37,026	21,010
424803	Development 2	Fairbanks	FT		PERS - Classified	48.7%	40,000	19,480	59,480	12,656
424804	Campus Services Retail 2	Fairbanks	FT		PERS - Classified	48.7%	37,900	18,457	56,357	28,266
424805	Admin Specialist 4	Fairbanks	FT		APT - Exempt Employees	40.7%	49,200	20,024	69,224	34,250
424806	Admin Specialist 3	Fairbanks	FT		PERS - Classified	48.7%	53,600	26,103	79,703	41,766
424807	Campus Services Retail 2	Fairbanks	FT		PERS - Classified	48.7%	37,900	18,457	56,357	28,266
424808	Admin Specialist 3	Fairbanks	FT		APT - Exempt Employees	40.7%	58,000	23,606	81,606	30,657
424809	Communications Specialist 3	Fairbanks	FT		PERS - Classified	48.7%	49,600	24,155	73,755	38,644
424812	Admin Specialist 4	Fairbanks	FT		APT - Exempt Employees	40.7%	60,400	24,583	84,983	42,633
424813	Communications Specialist 2	Fairbanks	FT		PERS - Classified	48.7%	45,300	22,061	67,361	0
433800	Human Resources Technician 3	Fairbanks	FT		PERS - Classified	48.7%	42,971	20,927	63,898	36,257
434803	Admin Specialist 1	Fairbanks	FT		PERS - Classified	48.7%	100	0	100	0
435800	Admin Generalist 4	Fairbanks	FT		PERS - Classified	48.7%	47,667	23,214	70,881	0
436501	Crafts & Trades I (CT1)	Fairbanks	FT		AHECTE- Labor Trades & Crafts	44.5%	49,338	21,955	71,293	22,249
436502	Admin Generalist 3	Fairbanks	FT		PERS - Classified	48.7%	40,230	19,592	59,822	33,944
436700	Fac Engineering 3	Fairbanks	FT		APT - Exempt Employees	40.7%	61,700	25,112	86,812	49,259
436701	Administrative Management 5	Fairbanks	FT		PERS - Classified	48.7%	100	0	100	0
436703	Fac Engineering 4	Fairbanks	FT		APT - Exempt Employees	40.7%	96,553	39,297	135,850	77,084
436705	Fac Engineering 4	Fairbanks	FT		APT - Exempt Employees	40.7%	102,520	41,726	144,246	81,848
436706	Fac Engineering 5	Fairbanks	FT		APT - Exempt Employees	40.7%	81,512	33,175	114,687	65,076
436708	Fac Engineering 6	Fairbanks	FT		APT - Exempt Employees	40.7%	94,663	38,528	133,191	75,575
436709	Fac Engineering 6	Fairbanks	FT		APT - Exempt Employees	40.7%	114,347	46,539	160,886	91,290
436710	Fac Engineering 5	Fairbanks	FT		APT - Exempt Employees	40.7%	98,507	40,092	138,599	78,644
436712	Fac Engineering 3	Fairbanks	FT		APT - Exempt Employees	40.7%	70,923	28,866	99,789	56,622
436713	Fac Engineering 4	Fairbanks	FT		APT - Exempt Employees	40.7%	87,827	35,746	123,573	70,118
436801	FAC Svcs Drafting 2	Fairbanks	FT		PERS - Classified	48.7%	45,357	22,089	67,446	38,270
436803	Fac Engineering 2	Fairbanks	FT		PERS - Classified	48.7%	54,243	26,416	80,659	45,768

Personal Services Expenditure Detail
University of Alaska

Component: Fairbanks Campus (741)
RDU: University of Alaska Fairbanks (236)

Notes:

1. If a position is split, an asterisk (*) will appear in the Split/Count column. If the split position is also counted in the component, two asterisks (**) will appear in the column.
2. "Pool" PCN refers to UA temporary positions, such as adjunct faculty; student employees; and other non-permanent staff. Multiple incumbents share the same labor pool position number and pooled budget.

PCN	Job Class Title	Location	Time Status	Split/ Count	Employee Class	Benefit Rate	Annual Budgeted Salary	Annual Benefits	Total Costs	UGF Estimate
436805	IS Net Technician 8	Fairbanks	FT		APT - Exempt Employees	40.7%	75,293	30,644	105,937	60,111
436806	Fac Svcs-MO&U Supervisor 2	Fairbanks	FT		PERS - Classified	48.7%	44,511	21,677	66,188	37,556
436807	Admin Generalist 3	Fairbanks	FT		PERS - Classified	48.7%	41,848	20,380	62,228	35,310
436808	Admin Generalist 3	Fairbanks	FT		PERS - Classified	48.7%	40,629	19,786	60,415	34,281
436809	Fac Engineering 2	Fairbanks	FT		PERS - Classified	48.7%	54,243	26,416	80,659	45,768
436810	Fac Engineering 4	Fairbanks	FT		APT - Exempt Employees	40.7%	82,352	33,517	115,869	65,747
436811	Fac Engineering 2	Fairbanks	FT		PERS - Classified	48.7%	53,706	26,155	79,861	45,315
436812	Admin Generalist 3	Fairbanks	FT		PERS - Classified	48.7%	35,588	17,331	52,919	30,028
436814	Fac Engineering 2	Fairbanks	FT		PERS - Classified	48.7%	56,449	27,491	83,940	47,629
436815	Admin Generalist 4	Fairbanks	FT		PERS - Classified	48.7%	53,171	25,894	79,065	44,863
436816	Admin Generalist 4	Fairbanks	FT		PERS - Classified	48.7%	53,676	26,140	79,816	45,290
436821	Admin Generalist 4	Fairbanks	FT		PERS - Classified	48.7%	44,908	21,870	66,778	37,891
436822	Admin Generalist 4	Fairbanks	FT		PERS - Classified	48.7%	100	0	100	0
437500	Crafts & Trades I (CT1)	Fairbanks	FT		AHECTE- Labor Trades & Crafts	44.5%	46,467	20,678	67,145	38,099
437801	Fiscal Technician 3	Fairbanks	FT		PERS - Classified	48.7%	45,357	22,089	67,446	38,270
438800	Fac Engineering 1	Fairbanks	FT		PERS - Classified	48.7%	49,579	24,145	73,724	41,833
438802	Admin Specialist 2	Fairbanks	FT		PERS - Classified	48.7%	52,604	25,618	78,222	44,385
438803	Fac Engineering 1	Fairbanks	FT		PERS - Classified	48.7%	51,575	25,117	76,692	43,517
440802	Director (Academic-Faculty)	Fairbanks	FT		Non-Represented Faculty	26.2%	161,181	42,229	203,410	86,708
440806	Admin Specialist 2	Fairbanks	FT		PERS - Classified	48.7%	100	0	100	0
450701	Admin Specialist 2	Fairbanks	FT		PERS - Classified	48.7%	62,330	30,355	92,685	0
450714	Athletics Facs, Ops & Pgms 2	Fairbanks	FT		PERS - Classified	48.7%	45,080	21,954	67,034	520
451104	Research Asst Professor	Fairbanks	FT		United Academics BU	29.8%	59,300	17,671	76,971	6,850
451712	Training & Development 4	Fairbanks	FT		APT - Exempt Employees	40.7%	93,127	37,903	131,030	69,889
451713	Training & Development 4	Fairbanks	FT		APT - Exempt Employees	40.7%	93,128	37,903	131,031	74,350
451714	Training & Development 4	Fairbanks	FT		APT - Exempt Employees	40.7%	92,241	37,542	129,783	69,224
451715	Training & Development 4	Fairbanks	FT		APT - Exempt Employees	40.7%	93,127	37,903	131,030	69,889
451802	Admin Generalist 2	Fairbanks	FT		PERS - Classified	48.7%	100	0	100	0
451804	Admin Specialist 1	Fairbanks	FT		PERS - Classified	48.7%	45,533	22,175	67,708	38,419
451808	Training & Development 1	Fairbanks	PT		PERS - Classified	48.7%	100	0	100	0

Personal Services Expenditure Detail
University of Alaska

Component: Fairbanks Campus (741)
RDU: University of Alaska Fairbanks (236)

Notes:

1. If a position is split, an asterisk (*) will appear in the Split/Count column. If the split position is also counted in the component, two asterisks (**) will appear in the column.
2. "Pool" PCN refers to UA temporary positions, such as adjunct faculty; student employees; and other non-permanent staff. Multiple incumbents share the same labor pool position number and pooled budget.

PCN	Job Class Title	Location	Time Status	Split/ Count	Employee Class	Benefit Rate	Annual Budgeted Salary	Annual Benefits	Total Costs	UGF Estimate
451810	IS Net Technician 7	Fairbanks	PT		PERS - Classified	48.7%	42,984	20,933	63,917	0
451812	Communications Specialist 1	Fairbanks	FT		PERS - Classified	48.7%	29,860	14,542	44,402	0
451818	Admin Generalist 2	Fairbanks	FT		PERS - Classified	48.7%	100	0	100	0
451819	Admin Generalist 3	Fairbanks	FT		PERS - Classified	48.7%	51,773	25,213	76,986	43,684
451822	Training & Development 1	Fairbanks	PT		PERS - Classified	48.7%	17,914	8,724	26,638	0
452112	Research Asst Professor	Fairbanks	FT		United Academics BU	29.8%	92,300	27,505	119,805	5,671
452114	Research Assoc Professor	Fairbanks	FT		United Academics BU	29.8%	100	0	100	0
452713	Research Professional 3	Fairbanks	FT		APT - Exempt Employees	40.7%	73,050	29,731	102,781	11,664
452808	Research Technician 4	Fairbanks	FT		PERS - Classified	48.7%	24,800	12,078	36,878	20,925
452822	Fiscal Technician 3	Fairbanks	FT		PERS - Classified	48.7%	46,000	22,402	68,402	38,813
453121	Research Asst Professor	Fairbanks	FT		United Academics BU	29.8%	105,100	31,320	136,420	0
461800	Training & Development 3	Fairbanks	FT		PERS - Classified	48.7%	42,300	20,600	62,900	0
480102	Term Asst Professor	Fairbanks	FT		United Academics BU	29.8%	77,523	23,102	100,625	2,855
480103	Term Assoc Professor	Fairbanks	FT		United Academics BU	29.8%	78,383	23,358	101,741	2,886
480105	Associate Professor	Fairbanks	FT		United Academics BU	29.8%	86,927	25,904	112,831	3,601
480109	Term Instructor	Fairbanks	FT		United Academics BU	29.8%	62,717	18,690	81,407	2,772
480111	Term Asst Professor	Fairbanks	FT		United Academics BU	29.8%	76,254	22,724	98,978	3,595
480701	Admin Specialist 3	Fairbanks	FT		APT - Exempt Employees	40.7%	68,410	27,843	96,253	0
480706	Admin Specialist 3	Fairbanks	FT		APT - Exempt Employees	40.7%	52,601	21,409	74,010	0
480707	Training & Development 4	Fairbanks	FT		APT - Exempt Employees	40.7%	54,451	22,162	76,613	0
480800	Training & Development 1	Fairbanks	PT		PERS - Classified	48.7%	22,393	10,905	33,298	0
480804	Research Technician 4	Fairbanks	FT		PERS - Classified	48.7%	49,769	24,238	74,007	0
480807	Training & Development 1	Fairbanks	FT		PERS - Classified	48.7%	37,485	18,255	55,740	0
480808	Training & Development 1	Fairbanks	PT		PERS - Classified	48.7%	17,914	8,724	26,638	0
480809	Training & Development 1	Fairbanks	PT		PERS - Classified	48.7%	17,914	8,724	26,638	0
480811	Admin Specialist 1	Fairbanks	FT		PERS - Classified	48.7%	45,530	22,173	67,703	0
480814	Training & Development 2	Fairbanks	PT		PERS - Classified	48.7%	24,817	12,086	36,903	0
480815	Training & Development 1	Fairbanks	PT		PERS - Classified	48.7%	20,013	9,746	29,759	0
480816	Training & Development 1	Fairbanks	PT		PERS - Classified	48.7%	17,914	8,724	26,638	0
480817	Training & Development 1	Fairbanks	PT		PERS - Classified	48.7%	18,094	8,812	26,906	0

Personal Services Expenditure Detail
University of Alaska

Component: Fairbanks Campus (741)
RDU: University of Alaska Fairbanks (236)

Notes:

1. If a position is split, an asterisk (*) will appear in the Split/Count column. If the split position is also counted in the component, two asterisks (**) will appear in the column.
2. "Pool" PCN refers to UA temporary positions, such as adjunct faculty; student employees; and other non-permanent staff. Multiple incumbents share the same labor pool position number and pooled budget.

PCN	Job Class Title	Location	Time Status	Split/Count	Employee Class	Benefit Rate	Annual Budgeted Salary	Annual Benefits	Total Costs	UGF Estimate
480819	Training & Development 2	Fairbanks	PT		PERS - Classified	48.7%	29,196	14,218	43,414	0
480820	Training & Development 1	Fairbanks	PT		PERS - Classified	48.7%	20,793	10,126	30,919	0
480821	Admin Generalist 3	Fairbanks	FT		PERS - Classified	48.7%	40,384	19,667	60,051	17,037
480825	Communications Specialist 2	Fairbanks	FT		PERS - Classified	48.7%	45,972	22,388	68,360	29,093
480829	Fiscal Technician 3	Fairbanks	FT		PERS - Classified	48.7%	100	0	100	0
480830	Human Resources Technician 3	Fairbanks	FT		PERS - Classified	48.7%	45,530	22,173	67,703	38,416
480831	Admin Generalist 2	Fairbanks	FT		PERS - Classified	48.7%	17,914	8,724	26,638	0
480834	Admin Generalist 2	Fairbanks	FT		PERS - Classified	48.7%	100	0	100	0
POOL	Adjunct Faculty	Fairbanks	PT	*	Non-Represented Adjunct Faculty	0.0%	965,074	39,973	1,005,047	570,286
POOL	Adjunct Faculty	Fairbanks	PT		UNAD Adjunct Faculty	10.9%	1,936,574	79,961	2,016,535	1,144,228
POOL	UA Labor Pool	Fairbanks	PT	*	Labor Pool	0.0%	12,783,134	0	12,783,134	6,455,559

Total Position Costs 95,144,387 30,271,513 125,415,900 61,503,656

Full Time Positions: 1,096
Part Time Positions: 81
Positions in Component: 1,177

Federal Receipts (1002) 8,058,043
General Fund Receipts (1004) 61,503,656
Interagency Receipts (1007) 574,323
University Receipts (1048) 37,783,486
UA Intra-agency Transfers (1174) 17,496,392
UA Funding 125,415,900

State of Alaska FY2021 Governor's Operating Budget

University of Alaska Fairbanks Organized Research Component Budget Summary

Component: Fairbanks Organized Research

Contribution to Department's Mission

The University of Alaska Fairbanks is a Land, Sea, and Space Grant university and an international center for research, education, and the arts, emphasizing the circumpolar North and its diverse peoples. UAF integrates teaching, research, and public service as it educates students for active citizenship and prepares them for lifelong learning and careers.

Core Services

- Serves as the research campus for the University of Alaska system, through the activities of its component research institutes, centers, laboratories and related research facilities, making significant contributions to basic and applied science and engineering on state, national and international levels.
- Assists natural resource managers; develops an understanding of natural phenomena; preserves, interprets and disseminates cultural knowledge; and contributes to improved engineering of northern roads, airports, structures and other facilities.
- Consists of seven research institutes: Institute of Arctic Biology, Institute of Marine Science, Institute of Northern Engineering, Geophysical Institute, International Arctic Research Center, Agricultural and Forestry Experiment Station, and Alaska Center for Energy and Power, the newest addition.
- Other research centers and units include: Office of Intellectual Property and Commercialization, Center for Arctic Policy Studies, Alaska Center for Unmanned Aircraft Systems Integration, Alaska Climate Research Center, Alaska Earthquake Center, Alaska Volcano Observatory, Geographic Information Network of Alaska, Wilson Alaska Technical Center, Alaska University Transportation Center, Mineral Industry Research Laboratory.
- Statewide research programs led by UAF include: Alaska NSF Established Program to Stimulate Competitive Research, Alaska IDeA Network of Biomedical Research Excellence, and the Biomedical Learning and Student Training program.

Major Component Accomplishments in 2019

See University of Alaska Fairbanks

Key Component Challenges

See University of Alaska Fairbanks

Significant Changes in Results to be Delivered in FY2021

See University of Alaska Fairbanks

Statutory and Regulatory Authority

No statutes and regulations.

Contact Information

Contact: Michelle Rizk, Vice President, University Relations
Phone: (907) 450-8187
E-mail: marizk@alaska.edu

Fairbanks Organized Research Personal Services Information					
Authorized Positions			Personal Services Costs		
	<u>FY2020</u> <u>Management</u> <u>Plan</u>	<u>FY2021</u> <u>Governor</u>			
Full-time	571	571	Annual Salaries		0
Part-time	27	27	Premium Pay		0
Nonpermanent	0	0	Annual Benefits		0
			Labor Pool(s)		0
			<i>Less % Vacancy Factor</i>		()
Totals	598	598	Total Personal Services		

Position Classification Summary					
Job Class Title	Anchorage	Fairbanks	Juneau	Others	Total
No personal services.					
Totals	0	0	0	0	0

Component Detail All Funds
University of Alaska

Component: Fairbanks Organized Research (750)
RDU: University of Alaska Fairbanks (236)

Non-Formula Component

	FY2019 Actuals	FY2020 Conference Committee	FY2020 Authorized	FY2020 Management Plan	FY2021 Governor	FY2020 Management Plan vs FY2021 Governor	
71000 Personal Services	70,421.1	74,159.4	74,159.4	77,169.2	77,169.2	0.0	0.0%
72000 Travel	4,515.4	5,169.2	5,169.2	5,351.1	5,351.1	0.0	0.0%
73000 Services	43,465.8	43,973.7	43,973.7	35,476.5	35,476.5	0.0	0.0%
74000 Commodities	9,021.2	7,820.2	7,820.2	9,065.3	9,065.3	0.0	0.0%
75000 Capital Outlay	6,260.7	3,808.6	3,808.6	5,249.7	5,249.7	0.0	0.0%
77000 Grants, Benefits	2,338.5	2,774.5	2,774.5	2,920.4	2,920.4	0.0	0.0%
78000 Miscellaneous	4,524.6	5,584.0	5,584.0	5,557.4	5,557.4	0.0	0.0%
Totals	140,547.3	143,289.6	143,289.6	140,789.6	140,789.6	0.0	0.0%
Fund Sources:							
1002 Fed Rcpts (Fed)	64,698.6	72,806.7	72,806.7	72,806.7	72,806.7	0.0	0.0%
1003 G/F Match (UGF)	3,741.6	3,741.6	3,741.6	3,741.6	3,741.6	0.0	0.0%
1004 Gen Fund (UGF)	20,131.7	18,090.1	18,090.1	18,090.1	18,090.1	0.0	0.0%
1007 I/A Rcpts (Other)	742.9	3,367.4	3,367.4	3,367.4	3,367.4	0.0	0.0%
1048 Univ Rcpt (DGF)	33,861.9	36,569.0	36,569.0	34,069.0	34,069.0	0.0	0.0%
1061 CIP Rcpts (Other)	850.5	5,023.8	5,023.8	5,023.8	5,023.8	0.0	0.0%
1174 UA I/A (Other)	16,520.1	3,691.0	3,691.0	3,691.0	3,691.0	0.0	0.0%
Unrestricted General (UGF)	23,873.3	21,831.7	21,831.7	21,831.7	21,831.7	0.0	0.0%
Designated General (DGF)	33,861.9	36,569.0	36,569.0	34,069.0	34,069.0	0.0	0.0%
Other Funds	18,113.5	12,082.2	12,082.2	12,082.2	12,082.2	0.0	0.0%
Federal Funds	64,698.6	72,806.7	72,806.7	72,806.7	72,806.7	0.0	0.0%
Positions:							
Permanent Full Time	585	585	585	571	571	0	0.0%
Permanent Part Time	27	27	27	27	27	0	0.0%
Non Permanent	0	0	0	0	0	0	0.0%

Change Record Detail - Multiple Scenarios with Descriptions
University of Alaska

Component: Fairbanks Organized Research (750)
RDU: University of Alaska Fairbanks (236)

Scenario/Change Record Title	Trans Type	Totals	Personal Services	Travel	Services	Commodities	Capital Outlay	Grants, Benefits	Miscellaneous	Positions		NP
										PFT	PPT	
***** Changes From FY2020 Conference Committee To FY2020 Authorized *****												
FY2020 Conference Committee												
	ConfCom	143,289.6	74,159.4	5,169.2	43,973.7	7,820.2	3,808.6	2,774.5	5,584.0	585	27	0
1002 Fed Rcpts		72,806.7										
1003 G/F Match		3,741.6										
1004 Gen Fund		18,090.1										
1007 I/A Rcpts		3,367.4										
1048 Univ Rcpt		36,569.0										
1061 CIP Rcpts		5,023.8										
1174 UA I/A		3,691.0										
Subtotal		143,289.6	74,159.4	5,169.2	43,973.7	7,820.2	3,808.6	2,774.5	5,584.0	585	27	0
***** Changes From FY2020 Authorized To FY2020 Management Plan *****												
Transfer Authority to Align Budgets with Anticipated Revenue												
	Trout	-2,500.0	0.0	0.0	-2,500.0	0.0	0.0	0.0	0.0	0	0	0
1048 Univ Rcpt		-2,500.0										
Transfers between allocations deemed necessary for FY2020.												
1048 University Receipts												
(2,500.0) Fairbanks Campus												
(2,500.0) Fairbanks Organized Research												
3,600.0 Statewide Services												
1,123.8 Education Trust of Alaska												
276.2 University of Alaska Foundation												
Transfer Positions Between Allocations for Anticipated Needs												
	Trout	0.0	0.0	0.0	0.0	0.0	0.0	0.0	0.0	-14	0	0
Position transfers deemed necessary to accurately reflect University position assignments for FY2020. Positions will be transferred between various University allocations.												
Align Authority with Anticipated Expenditures												
	LIT	0.0	3,009.8	181.9	-5,997.2	1,245.1	1,441.1	145.9	-26.6	0	0	0
Transfers within the allocation that University management and the Board of Regents have deemed necessary to accurately reflect revenue and expenditure levels for FY2020.												
Subtotal		140,789.6	77,169.2	5,351.1	35,476.5	9,065.3	5,249.7	2,920.4	5,557.4	571	27	0

Change Record Detail - Multiple Scenarios with Descriptions
University of Alaska

Component: Fairbanks Organized Research (750)
RDU: University of Alaska Fairbanks (236)

Scenario/Change Record Title	Trans Type	Totals	Personal Services	Travel	Services	Commodities	Capital Outlay	Grants, Benefits	Miscellaneous	Positions		
										PFT	PPT	NP
***** Changes From FY2020 Management Plan To FY2021 Governor *****												
	Totals	140,789.6	77,169.2	5,351.1	35,476.5	9,065.3	5,249.7	2,920.4	5,557.4	571	27	0

Personal Services Expenditure Detail
University of Alaska

Component: Fairbanks Organized Research (750)

RDU: University of Alaska Fairbanks (236)

Notes:

1. If a position is split, an asterisk (*) will appear in the Split/Count column. If the split position is also counted in the component, two asterisks (**) will appear in the column.

2. "Pool" PCN refers to UA temporary positions, such as adjunct faculty; student employees; and other non-permanent staff. Multiple incumbents share the same labor pool position number and pooled budget.

PCN	Job Class Title	Location	Time Status	Split/ Count	Employee Class	Benefit Rate	Annual Budgeted Salary	Annual Benefits	Total Costs	UGF Estimate
200320	Senior Administrator Officer	Fairbanks	FT		Sr. Administrator	26.2%	160,849	42,142	202,991	93,725
200420	Assistant Professor	Fairbanks	FT		United Academics BU	29.8%	92,500	27,565	120,065	55,436
200560	Professor	Fairbanks	FT		United Academics BU	29.8%	116,974	34,858	151,832	70,104
200581	Administrative Management 2	Fairbanks	FT		PERS - Classified	48.7%	100	0	100	0
201565	Professor	Fairbanks	FT		United Academics BU	29.8%	96,814	28,851	125,665	47,893
202880	Professor	Fairbanks	FT		United Academics BU	29.8%	89,800	26,760	116,560	53,818
202911	Professor	Fairbanks	FT		United Academics BU	29.8%	127,672	38,046	165,718	49,606
202985	Admin Specialist 2	Fairbanks	FT		PERS - Classified	48.7%	56,500	27,516	84,016	38,792
203840	Professor	Fairbanks	FT		United Academics BU	29.8%	160,300	47,769	208,069	72,037
203881	Professor	Fairbanks	FT		United Academics BU	29.8%	100	0	100	0
204075	Professor	Fairbanks	FT		United Academics BU	29.8%	126,445	37,681	164,126	49,111
204080	Professor	Fairbanks	FT		United Academics BU	29.8%	107,158	31,933	139,091	44,324
204156	Assistant Professor	Fairbanks	FT		United Academics BU	29.8%	85,400	25,449	110,849	36,079
204185	Professor	Fairbanks	FT		United Academics BU	29.8%	104,076	31,015	135,091	43,915
204190	Professor	Fairbanks	FT		United Academics BU	29.8%	98,694	29,411	128,105	59,148
204196	Professor	Fairbanks	FT		United Academics BU	29.8%	100	0	100	0
204256	Professor	Fairbanks	FT		United Academics BU	29.8%	115,194	34,328	149,522	69,037
204260	Associate Professor	Fairbanks	FT		United Academics BU	29.8%	92,039	27,428	119,467	55,160
204265	Administrative Professional 2	Fairbanks	FT		APT - Exempt Employees	40.7%	61,091	24,864	85,955	39,687
204280	Research Technician 4	Fairbanks	FT		PERS - Classified	48.7%	45,798	22,304	68,102	31,444
204300	Professor	Fairbanks	FT		United Academics BU	29.8%	123,112	36,687	159,799	73,782
204306	Professor	Fairbanks	FT		United Academics BU	29.8%	136,612	40,710	177,322	29,373
204335	Professor	Fairbanks	FT		United Academics BU	29.8%	131,487	39,183	170,670	40,925
204341	Associate Professor	Fairbanks	FT		United Academics BU	29.8%	99,800	29,740	129,540	35,719
204361	Associate Professor	Fairbanks	FT		United Academics BU	29.8%	123,933	36,932	160,865	47,785
204366	Professor	Fairbanks	FT		United Academics BU	29.8%	118,677	35,366	154,043	38,042
204390	Professor	Fairbanks	FT		United Academics BU	29.8%	109,800	32,720	142,520	45,428
204410	Human Resources Technician 3	Fairbanks	FT		PERS - Classified	48.7%	61,700	30,048	91,748	42,362
204445	Admin Specialist 2	Fairbanks	FT		PERS - Classified	48.7%	51,490	25,076	76,566	35,352
204446	Associate Professor	Fairbanks	FT		United Academics BU	29.8%	100	0	100	0

Personal Services Expenditure Detail
University of Alaska

Component: Fairbanks Organized Research (750)

RDU: University of Alaska Fairbanks (236)

Notes:

1. If a position is split, an asterisk (*) will appear in the Split/Count column. If the split position is also counted in the component, two asterisks (**) will appear in the column.

2. "Pool" PCN refers to UA temporary positions, such as adjunct faculty; student employees; and other non-permanent staff. Multiple incumbents share the same labor pool position number and pooled budget.

PCN	Job Class Title	Location	Time Status	Split/ Count	Employee Class	Benefit Rate	Annual Budgeted Salary	Annual Benefits	Total Costs	UGF Estimate
204516	Professor	Fairbanks	FT		United Academics BU	29.8%	112,725	33,592	146,317	67,557
204526	Professor	Fairbanks	FT		United Academics BU	29.8%	65,200	19,430	84,630	19,178
204551	Professor	Fairbanks	FT		United Academics BU	29.8%	93,647	27,907	121,554	56,124
204587	Professor	Fairbanks	FT		United Academics BU	29.8%	129,508	38,593	168,101	46,092
204653	Assistant Professor	Fairbanks	FT		United Academics BU	29.8%	63,100	18,804	81,904	0
206600	Associate Professor	Fairbanks	FT		United Academics BU	29.8%	118,100	35,194	153,294	53,099
208455	Library Professional 3	Fairbanks	FT		APT - Exempt Employees	40.7%	64,200	26,129	90,329	38,459
208891	Vice Chancellor (Admin)	Fairbanks	FT		Sr. Administrator	26.2%	210,062	55,036	265,098	91,801
208895	Fiscal Manager 2	Fairbanks	FT		APT - Exempt Employees	40.7%	109,900	44,729	154,629	71,395
209095	Admin Specialist 2	Fairbanks	FT		PERS - Classified	48.7%	100	0	100	0
209890	Admin Specialist 2	Fairbanks	FT		PERS - Classified	48.7%	49,600	24,155	73,755	0
210190	Administrative Management 4	Fairbanks	FT		APT - Exempt Employees	40.7%	116,600	47,456	164,056	75,748
210268	Associate Professor	Fairbanks	FT		United Academics BU	29.8%	110,300	32,869	143,169	36,558
210286	IS Net Technician 6	Fairbanks	FT		PERS - Classified	48.7%	100	0	100	0
211937	IS Professional 5A	Fairbanks	FT		APT - Exempt Employees	40.7%	116,600	47,456	164,056	71,980
212122	Assistant Professor	Fairbanks	FT		United Academics BU	29.8%	100	0	100	0
213755	Executive Director	Fairbanks	FT		Officer	26.2%	163,300	42,785	206,085	95,153
214146	Assistant Professor	Fairbanks	FT		United Academics BU	29.8%	105,000	31,290	136,290	54,717
217045	Associate Professor	Fairbanks	FT		United Academics BU	29.8%	126,200	37,608	163,808	65,085
240010	Professor	Fairbanks	FT		United Academics BU	29.8%	100	0	100	0
240035	Professor	Fairbanks	FT		United Academics BU	29.8%	153,794	45,831	199,625	67,479
240090	Research Professor	Fairbanks	FT		United Academics BU	29.8%	154,500	46,041	200,541	18,519
240116	Professor	Fairbanks	FT		United Academics BU	29.8%	134,510	40,084	174,594	23,739
240175	Director (Admin)	Fairbanks	FT		Sr. Administrator	26.2%	192,600	50,461	243,061	112,226
240250	Research Professional 4	Fairbanks	FT		APT - Exempt Employees	40.7%	109,900	44,729	154,629	0
240331	Admin Specialist 2	Fairbanks	FT		PERS - Classified	48.7%	67,595	32,919	100,514	46,409
240335	Administrative Management 2	Fairbanks	FT		APT - Exempt Employees	40.7%	107,800	43,875	151,675	70,031
240340	Admin Specialist 2 (Exempt)	Fairbanks	FT		APT - Exempt Employees	40.7%	44,900	18,274	63,174	14,877
240350	Assistant Professor	Fairbanks	FT		United Academics BU	29.8%	85,400	25,449	110,849	36,079
240355	Admin Specialist 2	Fairbanks	FT		PERS - Classified	48.7%	100	0	100	0

Personal Services Expenditure Detail
University of Alaska

Component: Fairbanks Organized Research (750)

RDU: University of Alaska Fairbanks (236)

Notes:

1. If a position is split, an asterisk (*) will appear in the Split/Count column. If the split position is also counted in the component, two asterisks (**) will appear in the column.

2. "Pool" PCN refers to UA temporary positions, such as adjunct faculty; student employees; and other non-permanent staff. Multiple incumbents share the same labor pool position number and pooled budget.

PCN	Job Class Title	Location	Time Status	Split/ Count	Employee Class	Benefit Rate	Annual Budgeted Salary	Annual Benefits	Total Costs	UGF Estimate
240365	Administrative Management 4	Fairbanks	FT		APT - Exempt Employees	40.7%	139,600	56,817	196,417	90,690
240380	Human Resources Technician 3	Fairbanks	FT		PERS - Classified	48.7%	60,579	29,502	90,081	41,592
240385	Research Professional 4	Fairbanks	FT		APT - Exempt Employees	40.7%	109,900	44,729	154,629	71,395
240430	Admin Specialist 2	Fairbanks	FT		PERS - Classified	48.7%	60,671	29,547	90,218	41,655
240445	Crafts & Trades III (CT3)	Fairbanks	FT		AHECTE- Labor Trades & Crafts	44.5%	70,800	31,506	102,306	47,237
240461	Administrative Professional 2	Fairbanks	FT		APT - Exempt Employees	40.7%	117,300	47,741	165,041	57,168
240467	Research Professional 5	Fairbanks	FT		APT - Exempt Employees	40.7%	116,600	47,456	164,056	75,748
240472	IS Professional 4A	Fairbanks	FT		APT - Exempt Employees	40.7%	93,700	38,136	131,836	0
240512	Administrative Management 1	Fairbanks	FT		APT - Exempt Employees	40.7%	71,300	29,019	100,319	11,499
240521	Admin Generalist 2	Fairbanks	FT		PERS - Classified	48.7%	61,100	29,756	90,856	41,950
240526	IS Professional 5A	Fairbanks	FT		APT - Exempt Employees	40.7%	100	0	100	0
240576	Admin Specialist 2	Fairbanks	FT		PERS - Classified	48.7%	58,711	28,592	87,303	40,310
240580	Administrative Management 4	Fairbanks	FT		APT - Exempt Employees	40.7%	112,100	45,625	157,725	10,914
240591	Assistant Professor	Fairbanks	FT		United Academics BU	29.8%	100	0	100	0
240595	Admin Specialist 2	Fairbanks	FT		PERS - Classified	48.7%	58,711	28,592	87,303	40,310
240600	Admin Specialist 2	Fairbanks	FT		PERS - Classified	48.7%	52,100	25,373	77,473	35,771
240616	Admin Specialist 4	Fairbanks	FT		APT - Exempt Employees	40.7%	73,040	29,727	102,767	47,450
240628	Communications Specialist 4	Fairbanks	FT		APT - Exempt Employees	40.7%	75,300	30,647	105,947	44,045
240650	Administrative Management 2	Fairbanks	FT		APT - Exempt Employees	40.7%	98,200	39,967	138,167	63,794
240655	Admin Specialist 2	Fairbanks	FT		PERS - Classified	48.7%	17,700	8,620	26,320	12,152
240671	Director (Admin)	Fairbanks	FT		Sr. Administrator	26.2%	139,000	36,418	175,418	50,694
240681	Communications Manager 2	Fairbanks	FT		APT - Exempt Employees	40.7%	87,400	35,572	122,972	48,268
240695	Fiscal Technician 4	Fairbanks	FT		PERS - Classified	48.7%	51,600	25,129	76,729	35,427
240700	IS Net Technician 7	Fairbanks	FT		PERS - Classified	48.7%	100	0	100	0
240716	Fiscal Professional 2	Fairbanks	FT		APT - Exempt Employees	40.7%	56,400	22,955	79,355	36,640
240730	Maint Service Worker IV (MSW4)	Fairbanks	FT		AHECTE- Labor Trades & Crafts	44.5%	46,500	20,693	67,193	24,819
240765	Fiscal Professional 2	Fairbanks	FT		APT - Exempt Employees	40.7%	14,100	5,739	19,839	9,160
240800	Director (Academic)	Fairbanks	FT		Sr. Administrator	26.2%	158,400	41,501	199,901	57,453
240838	Research Professional 4	Fairbanks	FT		APT - Exempt Employees	40.7%	95,800	38,991	134,791	54,440
240840	Fiscal Professional 2	Fairbanks	FT		APT - Exempt Employees	40.7%	54,450	22,161	76,611	0

Personal Services Expenditure Detail
University of Alaska

Component: Fairbanks Organized Research (750)

RDU: University of Alaska Fairbanks (236)

Notes:

1. If a position is split, an asterisk (*) will appear in the Split/Count column. If the split position is also counted in the component, two asterisks (**) will appear in the column.

2. "Pool" PCN refers to UA temporary positions, such as adjunct faculty; student employees; and other non-permanent staff. Multiple incumbents share the same labor pool position number and pooled budget.

PCN	Job Class Title	Location	Time Status	Split/ Count	Employee Class	Benefit Rate	Annual Budgeted Salary	Annual Benefits	Total Costs	UGF Estimate
240842	Fiscal Technician 3	Fairbanks	FT		PERS - Classified	48.7%	47,700	23,230	70,930	32,750
240843	Human Resources Technician 3	Fairbanks	FT		PERS - Classified	48.7%	40,400	19,675	60,075	27,738
240856	Professor	Fairbanks	FT		United Academics BU	29.8%	90,529	26,978	117,507	54,255
240859	Assistant Professor	Fairbanks	FT		United Academics BU	29.8%	104,900	31,260	136,160	38,116
240873	Communications Specialist 4	Fairbanks	FT		APT - Exempt Employees	40.7%	54,400	22,141	76,541	35,340
240874	Fiscal Manager 2	Fairbanks	FT		APT - Exempt Employees	40.7%	83,400	33,944	117,344	54,180
242750	Research Technician 4	Fairbanks	FT		PERS - Classified	48.7%	62,600	30,486	93,086	42,980
242768	Associate Professor	Fairbanks	FT		United Academics BU	29.8%	88,900	26,492	115,392	41,233
242771	Associate Professor	Fairbanks	FT		United Academics BU	29.8%	100	0	100	0
242773	Professor	Fairbanks	FT		United Academics BU	29.8%	129,600	38,621	168,221	45,428
242775	Assistant Professor	Fairbanks	FT		United Academics BU	29.8%	115,250	34,345	149,595	34,191
242795	Associate Professor	Fairbanks	FT		United Academics BU	29.8%	114,400	34,091	148,491	44,589
242815	Associate Professor	Fairbanks	FT		United Academics BU	29.8%	103,100	30,724	133,824	50,941
242830	Assistant Professor	Fairbanks	FT		United Academics BU	29.8%	17,600	5,245	22,845	0
242865	Administrative Management 4	Fairbanks	FT		APT - Exempt Employees	40.7%	120,800	49,166	169,966	78,476
242871	Professor	Fairbanks	FT		United Academics BU	29.8%	91,700	27,327	119,027	54,957
242920	Assistant Professor	Fairbanks	FT		United Academics BU	29.8%	92,400	27,535	119,935	41,532
242945	Fiscal Technician 3	Fairbanks	FT		PERS - Classified	48.7%	45,400	22,110	67,510	31,171
242950	Professor	Fairbanks	FT		United Academics BU	29.8%	105,100	31,320	136,420	47,226
243021	Professor	Fairbanks	FT		United Academics BU	29.8%	129,100	38,472	167,572	57,534
243061	Admin Specialist 3 (NonExempt)	Fairbanks	FT		PERS - Classified	48.7%	54,800	26,688	81,488	37,624
243065	Associate Professor	Fairbanks	FT		United Academics BU	29.8%	129,600	38,621	168,221	42,851
243071	Fiscal Technician 2	Fairbanks	FT		PERS - Classified	48.7%	100	0	100	0
243086	IS Professional 5A	Fairbanks	FT		APT - Exempt Employees	40.7%	103,900	42,287	146,187	67,497
243105	Admin Specialist 2	Fairbanks	FT		PERS - Classified	48.7%	55,536	27,046	82,582	38,130
243116	Administrative Professional 2	Fairbanks	FT	**	APT - Exempt Employees	40.7%	34,075	13,869	47,944	22,136
243151	Research Professional 4	Fairbanks	FT		APT - Exempt Employees	40.7%	87,700	35,694	123,394	56,973
245170	Professor	Fairbanks	FT		United Academics BU	29.8%	209,000	62,282	271,282	0
245195	Associate Dean (Admin)	Fairbanks	FT		Sr. Administrator	26.2%	100	0	100	0
245221	Admin Specialist 3	Fairbanks	FT		APT - Exempt Employees	40.7%	64,200	26,129	90,329	41,707

Personal Services Expenditure Detail
University of Alaska

Component: Fairbanks Organized Research (750)

RDU: University of Alaska Fairbanks (236)

Notes:

1. If a position is split, an asterisk (*) will appear in the Split/Count column. If the split position is also counted in the component, two asterisks (**) will appear in the column.

2. "Pool" PCN refers to UA temporary positions, such as adjunct faculty; student employees; and other non-permanent staff. Multiple incumbents share the same labor pool position number and pooled budget.

PCN	Job Class Title	Location	Time Status	Split/ Count	Employee Class	Benefit Rate	Annual Budgeted Salary	Annual Benefits	Total Costs	UGF Estimate
245245	Administrative Management 1	Fairbanks	FT		APT - Exempt Employees	40.7%	67,000	27,269	94,269	43,526
245359	Associate Professor	Fairbanks	FT		United Academics BU	29.8%	119,973	35,752	155,725	58,119
245375	Fiscal Technician 4	Fairbanks	FT		PERS - Classified	48.7%	46,800	22,792	69,592	32,132
245391	Administrative Professional 2	Fairbanks	FT		APT - Exempt Employees	40.7%	58,696	23,889	82,585	38,131
245410	Associate Professor	Fairbanks	FT		United Academics BU	29.8%	90,072	26,841	116,913	30,880
245435	Professor	Fairbanks	FT		United Academics BU	29.8%	128,359	38,251	166,610	40,406
245521	Professor	Fairbanks	FT		United Academics BU	29.8%	100	0	100	0
245560	Fac Svcs-MO&U Supervisor 3	Fairbanks	FT		APT - Exempt Employees	40.7%	81,022	32,976	113,998	0
245610	Fiscal Professional 3	Fairbanks	FT		APT - Exempt Employees	40.7%	80,700	32,845	113,545	52,426
245648	Senior Administrator Officer	Fairbanks	FT		Sr. Administrator	26.2%	171,500	44,933	216,433	24,997
245720	Admin Specialist 2	Fairbanks	FT		PERS - Classified	48.7%	68,900	33,554	102,454	47,305
245724	Admin Specialist 4	Fairbanks	FT		APT - Exempt Employees	40.7%	58,921	23,981	82,902	2,296
245806	Fiscal Professional 2	Fairbanks	FT		APT - Exempt Employees	40.7%	61,936	25,208	87,144	40,236
245811	Admin Generalist 4	Fairbanks	FT		PERS - Classified	48.7%	45,529	22,173	67,702	18,756
245830	Crafts & Trades III (CT3)	Fairbanks	FT		AHECTE- Labor Trades & Crafts	44.5%	71,807	31,954	103,761	0
245840	Administrative Management 2	Fairbanks	FT		APT - Exempt Employees	40.7%	64,446	26,230	90,676	0
245846	Crafts & Trades II (CT2)	Fairbanks	FT		AHECTE- Labor Trades & Crafts	44.5%	54,049	24,052	78,101	18,031
245860	Admin Specialist 2	Fairbanks	FT		PERS - Classified	48.7%	55,027	26,798	81,825	37,780
245890	IS Ops Technician 2	Fairbanks	FT		PERS - Classified	48.7%	53,400	26,006	79,406	36,663
247896	Associate Professor	Fairbanks	FT		United Academics BU	29.8%	56,848	16,941	73,789	34,070
247915	Assistant Professor	Fairbanks	FT		United Academics BU	29.8%	80,770	24,069	104,839	48,406
247920	Professor	Fairbanks	FT		United Academics BU	29.8%	100,300	29,889	130,189	60,111
247925	Associate Professor	Fairbanks	FT		United Academics BU	29.8%	123,400	36,773	160,173	55,436
247986	Admin Specialist 2	Fairbanks	FT		PERS - Classified	48.7%	61,800	30,097	91,897	42,430
248020	Administrative Professional 4	Fairbanks	FT		APT - Exempt Employees	40.7%	79,914	32,525	112,439	51,915
248030	Administrative Management 4	Fairbanks	FT		APT - Exempt Employees	40.7%	127,600	51,933	179,533	78,736
248065	Director (Academic)	Fairbanks	FT		Sr. Administrator	26.2%	198,000	51,876	249,876	57,686
248120	Research Technician 3	Fairbanks	FT		PERS - Classified	48.7%	53,676	26,140	79,816	36,853
248135	Fiscal Manager 1	Fairbanks	FT		APT - Exempt Employees	40.7%	76,000	30,932	106,932	49,373
248141	Research Technician 2	Fairbanks	FT		PERS - Classified	48.7%	100	0	100	0

Personal Services Expenditure Detail
University of Alaska

Component: Fairbanks Organized Research (750)

RDU: University of Alaska Fairbanks (236)

Notes:

1. If a position is split, an asterisk (*) will appear in the Split/Count column. If the split position is also counted in the component, two asterisks (**) will appear in the column.
2. "Pool" PCN refers to UA temporary positions, such as adjunct faculty; student employees; and other non-permanent staff. Multiple incumbents share the same labor pool position number and pooled budget.

PCN	Job Class Title	Location	Time Status	Split/ Count	Employee Class	Benefit Rate	Annual Budgeted Salary	Annual Benefits	Total Costs	UGF Estimate
248150	Research Technician 4	Fairbanks	FT		PERS - Classified	48.7%	42,300	20,600	62,900	29,042
248160	Administrative Professional 2	Fairbanks	FT		APT - Exempt Employees	40.7%	67,478	27,464	94,942	43,836
248175	IS Professional 3A	Fairbanks	FT		APT - Exempt Employees	40.7%	76,605	31,178	107,783	24,819
248180	Research Technician 4	Fairbanks	FT		PERS - Classified	48.7%	40,231	19,592	59,823	27,622
248190	Fiscal Technician 4	Fairbanks	FT		PERS - Classified	48.7%	38,700	18,847	57,547	26,570
248205	Admin Generalist 4	Fairbanks	FT		PERS - Classified	48.7%	100	0	100	0
248210	Fiscal Technician 3	Fairbanks	FT		PERS - Classified	48.7%	100	0	100	0
248221	Human Resources Technician 3	Fairbanks	FT		PERS - Classified	48.7%	52,600	25,616	78,216	36,114
248235	Admin Specialist 2	Fairbanks	FT		PERS - Classified	48.7%	69,500	33,847	103,347	47,717
248270	Communications Specialist 4	Fairbanks	FT		APT - Exempt Employees	40.7%	54,800	22,304	77,104	35,600
248275	Administrative Management 2	Fairbanks	FT		APT - Exempt Employees	40.7%	101,500	41,311	142,811	0
250281	Associate Dean/Faculty	Fairbanks	FT		Non-Represented Faculty	26.2%	144,900	37,964	182,864	70,680
250325	Fiscal Manager 1	Fairbanks	FT		APT - Exempt Employees	40.7%	65,000	26,455	91,455	21,113
250470	Fiscal Professional 2	Fairbanks	FT		APT - Exempt Employees	40.7%	65,500	26,659	92,159	42,551
250476	Admin Generalist 3	Fairbanks	FT		PERS - Classified	48.7%	40,600	19,772	60,372	27,875
250550	Professor	Fairbanks	FT		United Academics BU	29.8%	87,227	25,994	113,221	52,276
250686	Communications Specialist 4	Fairbanks	FT		APT - Exempt Employees	40.7%	68,400	27,839	96,239	42,227
250693	Administrative Professional 2	Fairbanks	FT		APT - Exempt Employees	40.7%	100	0	100	0
250770	Fiscal Professional 2	Fairbanks	FT		APT - Exempt Employees	40.7%	72,400	29,467	101,867	47,034
250851	IS Professional 5A	Fairbanks	FT		APT - Exempt Employees	40.7%	103,500	42,125	145,625	67,238
251085	Professor	Fairbanks	FT		United Academics BU	29.8%	161,300	48,067	209,367	72,517
270110	Fiscal Technician 3	Fairbanks	FT		PERS - Classified	48.7%	66,386	32,330	98,716	45,579
270182	Admin Generalist 3	Fairbanks	FT		PERS - Classified	48.7%	34,195	16,653	50,848	0
270919	Fiscal Professional 2	Fairbanks	FT		APT - Exempt Employees	40.7%	55,500	22,589	78,089	36,055
280209	Communications Manager 1	Fairbanks	FT		APT - Exempt Employees	40.7%	75,300	30,647	105,947	48,918
280254	Student Svcs Technician 3	Fairbanks	FT		PERS - Classified	48.7%	100	0	100	0
280525	Fiscal Technician 3	Fairbanks	FT		PERS - Classified	48.7%	63,800	31,071	94,871	43,804
280580	Research Professional 5	Fairbanks	FT		APT - Exempt Employees	40.7%	48,781	19,854	68,635	31,690
290001	Executive Director	Fairbanks	FT		Officer	26.2%	126,800	33,222	160,022	25,871
290002	Fiscal Professional 2	Fairbanks	FT		APT - Exempt Employees	40.7%	100	0	100	0

Personal Services Expenditure Detail
University of Alaska

Component: Fairbanks Organized Research (750)

RDU: University of Alaska Fairbanks (236)

Notes:

1. If a position is split, an asterisk (*) will appear in the Split/Count column. If the split position is also counted in the component, two asterisks (**) will appear in the column.

2. "Pool" PCN refers to UA temporary positions, such as adjunct faculty; student employees; and other non-permanent staff. Multiple incumbents share the same labor pool position number and pooled budget.

PCN	Job Class Title	Location	Time Status	Split/ Count	Employee Class	Benefit Rate	Annual Budgeted Salary	Annual Benefits	Total Costs	UGF Estimate
290007	Communications Manager 2	Fairbanks	FT		APT - Exempt Employees	40.7%	68,600	27,920	96,520	0
290009	Human Resources Technician 3	Fairbanks	FT		PERS - Classified	48.7%	50,800	24,740	75,540	34,878
290012	Communications Specialist 3	Fairbanks	FT		PERS - Classified	48.7%	100	0	100	0
290017	Professor	Fairbanks	FT		United Academics BU	29.8%	132,507	39,487	171,994	62,452
290114	Professor	Fairbanks	FT		United Academics BU	29.8%	100	0	100	0
290119	Professor	Fairbanks	FT		United Academics BU	29.8%	119,500	35,611	155,111	51,721
290152	Admin Generalist 3	Fairbanks	FT		PERS - Classified	48.7%	100	0	100	0
290157	Administrative Professional 2	Fairbanks	FT		APT - Exempt Employees	40.7%	100	0	100	0
290175	Associate Professor	Fairbanks	FT		United Academics BU	29.8%	100	0	100	0
290200	IS Ops Technician 2	Fairbanks	FT		PERS - Classified	48.7%	41,100	20,016	61,116	25,678
290204	Professor	Fairbanks	FT		United Academics BU	29.8%	135,500	40,379	175,879	47,286
290206	Associate Professor	Fairbanks	FT		United Academics BU	29.8%	80,900	24,108	105,008	48,484
290211	Professor	Fairbanks	FT		United Academics BU	29.8%	117,000	34,866	151,866	70,119
290257	Fiscal Technician 3	Fairbanks	FT		PERS - Classified	48.7%	100	0	100	0
290268	Professor	Fairbanks	FT		United Academics BU	29.8%	100	0	100	0
290275	Professor	Fairbanks	FT		United Academics BU	29.8%	130,300	38,829	169,129	54,477
411102	Term Asst Professor	Fairbanks	FT		United Academics BU	29.8%	98,934	29,482	128,416	38,796
420102	Research Asst Professor	Fairbanks	FT		United Academics BU	29.8%	124,579	37,125	161,704	13,664
421102	Research Assoc Professor	Fairbanks	FT		United Academics BU	29.8%	112,340	33,477	145,817	2,681
421300	Director (Academic-Faculty)	Fairbanks	FT		Non-Represented Faculty	26.2%	114,600	30,025	144,625	33,563
422100	Research Assoc Professor	Fairbanks	FT		United Academics BU	29.8%	10,000	2,980	12,980	0
422104	Research Assoc Professor	Fairbanks	PT		United Academics BU	29.8%	26,800	7,986	34,786	719
422700	Comm Specialist 3 (E)	Fairbanks	FT		APT - Exempt Employees	40.7%	70,500	28,694	99,194	0
422703	Administrative Professional 3	Fairbanks	FT		APT - Exempt Employees	40.7%	64,400	26,211	90,611	41,837
422805	Communications Specialist 2	Fairbanks	FT		PERS - Classified	48.7%	39,737	19,352	59,089	0
422807	Research Technician 4	Fairbanks	FT		PERS - Classified	48.7%	52,800	25,714	78,514	0
423100	Professor	Fairbanks	FT		United Academics BU	29.8%	153,400	45,713	199,113	68,981
423102	Research Assoc Professor	Fairbanks	FT		United Academics BU	29.8%	119,750	35,686	155,436	35,869
424705	Library Professional 2	Fairbanks	FT		APT - Exempt Employees	40.7%	58,800	23,932	82,732	0
436504	Crafts & Trades II (CT2)	Fairbanks	FT		AHECTE- Labor Trades & Crafts	44.5%	52,300	23,274	75,574	0

Personal Services Expenditure Detail
University of Alaska

Component: Fairbanks Organized Research (750)

RDU: University of Alaska Fairbanks (236)

Notes:

1. If a position is split, an asterisk (*) will appear in the Split/Count column. If the split position is also counted in the component, two asterisks (**) will appear in the column.
2. "Pool" PCN refers to UA temporary positions, such as adjunct faculty; student employees; and other non-permanent staff. Multiple incumbents share the same labor pool position number and pooled budget.

PCN	Job Class Title	Location	Time Status	Split/ Count	Employee Class	Benefit Rate	Annual Budgeted Salary	Annual Benefits	Total Costs	UGF Estimate
440100	Research Asst Professor	Fairbanks	FT		United Academics BU	29.8%	100	0	100	0
440101	Assistant Professor	Fairbanks	FT		United Academics BU	29.8%	127,900	38,114	166,014	19,178
440702	Fiscal Manager 2	Fairbanks	FT		APT - Exempt Employees	40.7%	66,800	27,188	93,988	0
440704	Administrative Management 2	Fairbanks	FT		APT - Exempt Employees	40.7%	89,478	36,418	125,896	58,128
440707	Research Professional 3	Fairbanks	FT		APT - Exempt Employees	40.7%	100	0	100	0
440708	Administrative Management 4	Fairbanks	FT		APT - Exempt Employees	40.7%	123,863	50,412	174,275	60,349
440709	Admin Specialist 3	Fairbanks	FT		APT - Exempt Employees	40.7%	100	0	100	0
440710	Administrative Management 2	Fairbanks	FT		APT - Exempt Employees	40.7%	108,778	44,273	153,051	12,603
440711	Fiscal Manager 2	Fairbanks	FT		APT - Exempt Employees	40.7%	98,488	40,085	138,573	0
440713	Admin Specialist 3	Fairbanks	FT		APT - Exempt Employees	40.7%	100	0	100	0
440800	Communications Specialist 3	Fairbanks	FT		PERS - Classified	48.7%	47,206	22,989	70,195	0
440801	Administrative Management 1	Fairbanks	FT		APT - Exempt Employees	40.7%	92,800	37,770	130,570	0
440807	Admin Generalist 4	Fairbanks	PT		PERS - Classified	48.7%	22,678	11,044	33,722	15,570
441700	IS Professional 3A	Fairbanks	FT		APT - Exempt Employees	40.7%	95,600	38,909	134,509	0
441704	Fiscal Manager 2	Fairbanks	FT		APT - Exempt Employees	40.7%	85,713	34,885	120,598	55,682
441707	IS Professional 3A	Fairbanks	FT		APT - Exempt Employees	40.7%	95,600	38,909	134,509	15,526
441708	IS Professional 3A	Fairbanks	FT		APT - Exempt Employees	40.7%	73,200	29,792	102,992	0
441709	IS Professional 3A	Fairbanks	FT		APT - Exempt Employees	40.7%	85,700	34,880	120,580	0
441710	IS Professional 4A	Fairbanks	FT		APT - Exempt Employees	40.7%	94,700	38,543	133,243	0
441801	Fiscal Technician 3	Fairbanks	FT		PERS - Classified	48.7%	48,975	23,851	72,826	33,625
441802	Admin Generalist 4	Fairbanks	FT		PERS - Classified	48.7%	22,600	11,006	33,606	0
450100	Research Assoc Professor	Fairbanks	FT		United Academics BU	29.8%	120,000	35,760	155,760	0
450106	Research Assoc Professor	Fairbanks	FT		United Academics BU	29.8%	120,000	35,760	155,760	0
450109	Associate Professor	Fairbanks	PT		United Academics BU	29.8%	73,800	21,992	95,792	4,974
450114	Research Asst Professor	Fairbanks	FT		United Academics BU	29.8%	70,600	21,039	91,639	4,794
450500	Crafts & Trades I (CT1)	Fairbanks	FT		AHECTE- Labor Trades & Crafts	44.5%	58,300	25,944	84,244	0
450501	Crafts & Trades III (CT3)	Fairbanks	FT		AHECTE- Labor Trades & Crafts	44.5%	63,100	28,080	91,180	0
450502	Crafts & Trades I (CT1)	Fairbanks	FT		AHECTE- Labor Trades & Crafts	44.5%	46,900	20,871	67,771	0
450700	Research Professional 2	Fairbanks	FT		APT - Exempt Employees	40.7%	71,600	29,141	100,741	0
450702	Research Technician 4	Fairbanks	FT		PERS - Classified	48.7%	62,300	30,340	92,640	0

Personal Services Expenditure Detail
University of Alaska

Component: Fairbanks Organized Research (750)

RDU: University of Alaska Fairbanks (236)

Notes:

1. If a position is split, an asterisk (*) will appear in the Split/Count column. If the split position is also counted in the component, two asterisks (**) will appear in the column.

2. "Pool" PCN refers to UA temporary positions, such as adjunct faculty; student employees; and other non-permanent staff. Multiple incumbents share the same labor pool position number and pooled budget.

PCN	Job Class Title	Location	Time Status	Split/ Count	Employee Class	Benefit Rate	Annual Budgeted Salary	Annual Benefits	Total Costs	UGF Estimate
450703	IS Professional 4A	Fairbanks	FT		APT - Exempt Employees	40.7%	68,100	27,717	95,817	0
450704	Research Professional 4	Fairbanks	FT		APT - Exempt Employees	40.7%	68,800	28,002	96,802	44,695
450705	Administrative Management 2	Fairbanks	FT		APT - Exempt Employees	40.7%	81,600	33,211	114,811	26,505
450708	Research Professional 5	Fairbanks	PT		APT - Exempt Employees	40.7%	53,700	21,856	75,556	0
450709	Administrative Management 2	Fairbanks	FT		APT - Exempt Employees	40.7%	32,100	13,065	45,165	0
450713	Research Professional 4	Fairbanks	FT		APT - Exempt Employees	40.7%	31,500	12,821	44,321	0
450800	Environmental Health/Safety 2	Fairbanks	FT		APT - Exempt Employees	40.7%	69,800	28,409	98,209	0
450802	Research Professional 3	Fairbanks	FT		APT - Exempt Employees	40.7%	58,700	23,891	82,591	0
450803	Admin Specialist 2	Fairbanks	FT		PERS - Classified	48.7%	61,700	30,048	91,748	0
450805	Fiscal Professional 1	Fairbanks	FT		PERS - Classified	48.7%	52,100	25,373	77,473	35,771
450807	IS Professional 3A	Fairbanks	FT		APT - Exempt Employees	40.7%	44,500	18,112	62,612	0
450808	Research Professional 2	Fairbanks	FT		APT - Exempt Employees	40.7%	72,900	29,670	102,570	0
450809	IS Professional 2A	Fairbanks	FT		PERS - Classified	48.7%	64,200	31,265	95,465	0
450810	Campus Services Generalist 3	Fairbanks	FT		PERS - Classified	48.7%	64,900	31,606	96,506	0
450811	Research Professional 1	Fairbanks	FT		PERS - Classified	48.7%	64,200	31,265	95,465	0
450814	Research Professional 3	Fairbanks	FT		PERS - Classified	48.7%	70,200	34,187	104,387	0
450815	Admin Specialist 4	Fairbanks	FT		APT - Exempt Employees	40.7%	76,800	31,258	108,058	0
450816	Research Technician 2	Fairbanks	FT		PERS - Classified	48.7%	55,000	26,785	81,785	0
450817	Research Professional 1	Fairbanks	FT		PERS - Classified	48.7%	59,900	29,171	89,071	0
450818	Research Technician 3	Fairbanks	FT		PERS - Classified	48.7%	61,100	29,756	90,856	0
450819	Admin Specialist 2	Fairbanks	FT		PERS - Classified	48.7%	41,200	20,064	61,264	7,072
450820	Research Technician 3	Fairbanks	FT		PERS - Classified	48.7%	45,400	22,110	67,510	0
450821	Research Technician 2	Fairbanks	FT		PERS - Classified	48.7%	55,600	27,077	82,677	0
450822	Fiscal Professional 1	Fairbanks	FT		PERS - Classified	48.7%	68,800	33,506	102,306	0
450823	Fiscal Technician 3	Fairbanks	FT		PERS - Classified	48.7%	55,900	27,223	83,123	38,380
450824	Research Technician 3	Fairbanks	FT		PERS - Classified	48.7%	65,500	31,899	97,399	0
450827	Cook	Fairbanks	FT		PERS - Classified	48.7%	40,700	19,821	60,521	0
450828	Research Technician 2	Fairbanks	FT		PERS - Classified	48.7%	54,200	26,395	80,595	0
450829	Research Technician 3	Fairbanks	FT		PERS - Classified	48.7%	55,900	27,223	83,123	0
450830	Research Technician 2	Fairbanks	FT		PERS - Classified	48.7%	45,600	22,207	67,807	0

Personal Services Expenditure Detail
University of Alaska

Component: Fairbanks Organized Research (750)

RDU: University of Alaska Fairbanks (236)

Notes:

1. If a position is split, an asterisk (*) will appear in the Split/Count column. If the split position is also counted in the component, two asterisks (**) will appear in the column.

2. "Pool" PCN refers to UA temporary positions, such as adjunct faculty; student employees; and other non-permanent staff. Multiple incumbents share the same labor pool position number and pooled budget.

PCN	Job Class Title	Location	Time Status	Split/ Count	Employee Class	Benefit Rate	Annual Budgeted Salary	Annual Benefits	Total Costs	UGF Estimate
450831	IS Professional 3A	Fairbanks	FT		APT - Exempt Employees	40.7%	59,300	24,135	83,435	0
450832	Research Technician 4	Fairbanks	FT		PERS - Classified	48.7%	50,500	24,594	75,094	8,651
450833	Fiscal Technician 1	Fairbanks	FT		PERS - Classified	48.7%	38,700	18,847	57,547	0
450834	Research Professional 4	Fairbanks	FT		APT - Exempt Employees	40.7%	70,900	28,856	99,756	0
450837	Research Technician 3	Fairbanks	FT		PERS - Classified	48.7%	45,400	22,110	67,510	0
450838	Research Professional 2	Fairbanks	FT		APT - Exempt Employees	40.7%	75,600	30,769	106,369	0
450839	Administrative Management 2	Fairbanks	FT		APT - Exempt Employees	40.7%	77,600	31,583	109,183	0
450840	Admin Specialist 3	Fairbanks	FT		APT - Exempt Employees	40.7%	81,500	33,171	114,671	0
450842	IS Professional 2A	Fairbanks	PT		PERS - Classified	48.7%	32,100	15,633	47,733	0
450843	Research Technician 2	Fairbanks	FT		PERS - Classified	48.7%	55,600	27,077	82,677	0
450847	Fiscal Technician 3	Fairbanks	FT		APT - Exempt Employees	40.7%	69,500	28,287	97,787	0
450848	Research Professional 2	Fairbanks	FT		APT - Exempt Employees	40.7%	16,000	6,512	22,512	0
450849	Research Technician 3	Fairbanks	FT		PERS - Classified	48.7%	52,400	25,519	77,919	0
450851	Research Technician 1	Fairbanks	FT		PERS - Classified	48.7%	35,700	17,386	53,086	0
450852	Research Technician 3	Fairbanks	FT		PERS - Classified	48.7%	34,000	16,558	50,558	0
450853	Research Technician 2	Fairbanks	FT		PERS - Classified	48.7%	30,600	14,902	45,502	0
450854	Research Technician 2	Fairbanks	FT		PERS - Classified	48.7%	42,300	20,600	62,900	0
451105	Admin Specialist 1	Fairbanks	FT		PERS - Classified	48.7%	45,530	22,173	67,703	0
451106	Research Asst Professor	Fairbanks	PT		United Academics BU	29.8%	87,200	25,986	113,186	5,753
451107	Research Asst Professor	Fairbanks	FT		United Academics BU	29.8%	100	0	100	0
451701	IS Professional 4A	Fairbanks	FT		APT - Exempt Employees	40.7%	68,200	27,757	95,957	0
451702	Research Professional 4	Fairbanks	FT		APT - Exempt Employees	40.7%	100	0	100	0
451703	Research Professional 4	Fairbanks	PT		APT - Exempt Employees	40.7%	50,383	20,506	70,889	0
451704	Research Professional 2	Fairbanks	FT		APT - Exempt Employees	40.7%	54,450	22,161	76,611	0
451705	IS Manager 3	Fairbanks	FT		APT - Exempt Employees	40.7%	102,500	41,718	144,218	0
451706	IS Professional 5A	Fairbanks	FT		APT - Exempt Employees	40.7%	84,100	34,229	118,329	0
451710	IS Professional 5A	Fairbanks	FT		APT - Exempt Employees	40.7%	89,200	36,304	125,504	0
451711	Research Professional 3	Fairbanks	FT		APT - Exempt Employees	40.7%	68,200	27,757	95,957	0
451800	Research Technician 2	Fairbanks	FT		PERS - Classified	48.7%	34,026	16,571	50,597	0
451805	Research Technician 4	Fairbanks	FT		PERS - Classified	48.7%	49,753	24,230	73,983	0

Personal Services Expenditure Detail
University of Alaska

Component: Fairbanks Organized Research (750)

RDU: University of Alaska Fairbanks (236)

Notes:

1. If a position is split, an asterisk (*) will appear in the Split/Count column. If the split position is also counted in the component, two asterisks (**) will appear in the column.

2. "Pool" PCN refers to UA temporary positions, such as adjunct faculty; student employees; and other non-permanent staff. Multiple incumbents share the same labor pool position number and pooled budget.

PCN	Job Class Title	Location	Time Status	Split/ Count	Employee Class	Benefit Rate	Annual Budgeted Salary	Annual Benefits	Total Costs	UGF Estimate
451806	Research Professional 1	Fairbanks	FT		PERS - Classified	48.7%	49,768	24,237	74,005	0
451811	Research Technician 3	Fairbanks	FT		PERS - Classified	48.7%	100	0	100	0
451814	Admin Generalist 4	Fairbanks	FT		PERS - Classified	48.7%	37,800	18,409	56,209	13,800
451821	Admin Generalist 2	Fairbanks	FT		PERS - Classified	48.7%	49,474	24,094	73,568	0
452100	Research Asst Professor	Fairbanks	PT		United Academics BU	29.8%	34,800	10,370	45,170	1,079
452102	Research Professor	Fairbanks	FT		United Academics BU	29.8%	158,600	47,263	205,863	7,971
452103	Research Assoc Professor	Fairbanks	FT		United Academics BU	29.8%	95,233	28,379	123,612	29,806
452104	Assistant Professor	Fairbanks	FT		United Academics BU	29.8%	106,700	31,797	138,497	19,837
452108	Research Assoc Professor	Fairbanks	FT		United Academics BU	29.8%	39,200	11,682	50,882	1,199
452113	Research Assoc Professor	Fairbanks	FT		United Academics BU	29.8%	82,400	24,555	106,955	9,889
452117	Research Asst Professor	Fairbanks	FT		United Academics BU	29.8%	100,500	29,949	130,449	19,178
452500	Maint Service Worker IV (MSW4)	Fairbanks	FT		AHECTE- Labor Trades & Crafts	44.5%	100	0	100	0
452700	Marine Engineering 5	Fairbanks	FT		PERS - Classified	48.7%	58,400	28,441	86,841	40,096
452701	Research Professional 4	Fairbanks	FT		APT - Exempt Employees	40.7%	100	0	100	0
452702	Research Professional 2	Fairbanks	FT		APT - Exempt Employees	40.7%	48,300	19,658	67,958	0
452703	Research Professional 5	Fairbanks	PT		APT - Exempt Employees	40.7%	36,300	14,774	51,074	0
452704	Research Professional 3	Fairbanks	FT		APT - Exempt Employees	40.7%	86,900	35,368	122,268	0
452705	Research Professional 2	Fairbanks	FT		APT - Exempt Employees	40.7%	63,800	25,967	89,767	41,447
452706	Research Professional 2	Fairbanks	FT		APT - Exempt Employees	40.7%	57,800	23,525	81,325	0
452707	Research Professional 3	Fairbanks	PT		APT - Exempt Employees	40.7%	36,700	14,937	51,637	0
452708	Research Professional 4	Fairbanks	FT		APT - Exempt Employees	40.7%	65,200	26,536	91,736	0
452709	Research Professional 3	Fairbanks	FT		APT - Exempt Employees	40.7%	77,100	31,380	108,480	0
452710	Marine Deck 5	Fairbanks	FT		PERS - Classified	48.7%	55,500	27,029	82,529	38,105
452711	Research Professional 4	Fairbanks	FT		APT - Exempt Employees	40.7%	100	0	100	0
452712	Research Professional 3	Fairbanks	FT		APT - Exempt Employees	40.7%	61,900	25,193	87,093	0
452714	Research Professional 4	Fairbanks	FT		APT - Exempt Employees	40.7%	88,700	36,101	124,801	0
452717	Research Professional 3	Fairbanks	PT		APT - Exempt Employees	40.7%	34,900	14,204	49,104	0
452718	Marine Engineering 6	Fairbanks	FT		APT - Exempt Employees	40.7%	67,700	27,554	95,254	43,981
452719	Marine Deck 7	Fairbanks	FT		APT - Exempt Employees	40.7%	98,900	40,252	139,152	64,249
452720	Marine Engineering 7	Fairbanks	FT		APT - Exempt Employees	40.7%	94,100	38,299	132,399	61,131

Personal Services Expenditure Detail
University of Alaska

Component: Fairbanks Organized Research (750)

RDU: University of Alaska Fairbanks (236)

Notes:

1. If a position is split, an asterisk (*) will appear in the Split/Count column. If the split position is also counted in the component, two asterisks (**) will appear in the column.

2. "Pool" PCN refers to UA temporary positions, such as adjunct faculty; student employees; and other non-permanent staff. Multiple incumbents share the same labor pool position number and pooled budget.

PCN	Job Class Title	Location	Time Status	Split/ Count	Employee Class	Benefit Rate	Annual Budgeted Salary	Annual Benefits	Total Costs	UGF Estimate
452721	Research Professional 2	Fairbanks	FT		APT - Exempt Employees	40.7%	78,600	31,990	110,590	51,062
452722	Marine Deck 7	Fairbanks	FT		APT - Exempt Employees	40.7%	98,900	40,252	139,152	64,249
452723	Marine Engineering 4	Fairbanks	FT		PERS - Classified	48.7%	50,300	24,496	74,796	34,535
452724	Marine Deck 4	Fairbanks	FT		PERS - Classified	48.7%	55,500	27,029	82,529	38,105
452725	Marine Steward 3	Fairbanks	FT		PERS - Classified	48.7%	51,300	24,983	76,283	35,221
452726	Marine Engineering 7	Fairbanks	FT		APT - Exempt Employees	40.7%	77,900	31,705	109,605	50,607
452727	Research Professional 3	Fairbanks	FT		APT - Exempt Employees	40.7%	100	0	100	0
452728	Research Professional 2	Fairbanks	FT		APT - Exempt Employees	40.7%	63,800	25,967	89,767	41,447
452729	Administrative Management 3	Fairbanks	PT		APT - Exempt Employees	40.7%	52,000	21,164	73,164	0
452732	Marine Deck 6	Fairbanks	FT		APT - Exempt Employees	40.7%	65,800	26,781	92,581	42,746
452733	Research Professional 2	Fairbanks	FT		APT - Exempt Employees	40.7%	55,000	22,385	77,385	0
452800	Research Professional 1	Fairbanks	FT		PERS - Classified	48.7%	29,500	14,367	43,867	0
452802	Admin Generalist 3	Fairbanks	PT		PERS - Classified	48.7%	34,800	16,948	51,748	23,893
452804	Research Technician 3	Fairbanks	FT		PERS - Classified	48.7%	100	0	100	0
452805	Research Technician 4	Fairbanks	FT		PERS - Classified	48.7%	57,000	27,759	84,759	0
452806	Marine Engineering 2	Fairbanks	FT		PERS - Classified	48.7%	40,000	19,480	59,480	27,463
452807	Marine Engineering 2	Fairbanks	FT		PERS - Classified	48.7%	40,400	19,675	60,075	27,738
452809	Research Technician 4	Fairbanks	FT		PERS - Classified	48.7%	50,300	24,496	74,796	0
452810	Marine Engineering 2	Fairbanks	FT		PERS - Classified	48.7%	40,400	19,675	60,075	27,738
452812	Fiscal Technician 2	Fairbanks	FT		PERS - Classified	48.7%	100	0	100	0
452813	Admin Generalist 4	Fairbanks	FT		PERS - Classified	48.7%	36,400	17,727	54,127	24,991
452815	Research Technician 4	Fairbanks	PT		PERS - Classified	48.7%	59,300	28,879	88,179	0
452816	Marine Deck 2	Fairbanks	FT		PERS - Classified	48.7%	45,600	22,207	67,807	31,308
452817	Research Professional 2	Fairbanks	FT		APT - Exempt Employees	40.7%	100	0	100	0
452818	Marine Engineering 3	Fairbanks	FT		PERS - Classified	48.7%	52,800	25,714	78,514	36,251
452820	IS Ops Technician 2	Fairbanks	FT		PERS - Classified	48.7%	51,300	24,983	76,283	35,221
452821	Research Technician 4	Fairbanks	FT		PERS - Classified	48.7%	100	0	100	0
452823	Research Technician 3	Fairbanks	FT		PERS - Classified	48.7%	100	0	100	0
452824	Marine Deck 2	Fairbanks	FT		PERS - Classified	48.7%	46,900	22,840	69,740	32,200
452827	Marine Steward 2	Fairbanks	FT		PERS - Classified	48.7%	43,800	21,331	65,131	30,072

Personal Services Expenditure Detail
University of Alaska

Component: Fairbanks Organized Research (750)

RDU: University of Alaska Fairbanks (236)

Notes:

1. If a position is split, an asterisk (*) will appear in the Split/Count column. If the split position is also counted in the component, two asterisks (**) will appear in the column.

2. "Pool" PCN refers to UA temporary positions, such as adjunct faculty; student employees; and other non-permanent staff. Multiple incumbents share the same labor pool position number and pooled budget.

PCN	Job Class Title	Location	Time Status	Split/ Count	Employee Class	Benefit Rate	Annual Budgeted Salary	Annual Benefits	Total Costs	UGF Estimate
452828	Marine Steward 1	Fairbanks	FT		PERS - Classified	48.7%	33,100	16,120	49,220	22,726
452831	Marine Deck 2	Fairbanks	FT		PERS - Classified	48.7%	40,000	19,480	59,480	27,463
452832	Marine Deck 2	Fairbanks	FT		PERS - Classified	48.7%	41,600	20,259	61,859	28,562
452834	Marine Deck 3	Fairbanks	FT		PERS - Classified	48.7%	47,900	23,327	71,227	32,887
453100	Research Asst Professor	Fairbanks	FT		United Academics BU	29.8%	101,600	30,277	131,877	15,223
453101	Term Asst Professor	Fairbanks	FT		United Academics BU	29.8%	71,000	21,158	92,158	29,786
453102	Research Asst Professor	Fairbanks	PT		United Academics BU	29.8%	36,100	10,758	46,858	0
453104	Assistant Professor	Fairbanks	FT		United Academics BU	29.8%	96,700	28,817	125,517	6,353
453106	Research Asst Professor	Fairbanks	FT		United Academics BU	29.8%	123,500	36,803	160,303	18,519
453107	Research Assoc Professor	Fairbanks	FT		United Academics BU	29.8%	119,600	35,641	155,241	17,919
453108	Term Professor	Fairbanks	FT		United Academics BU	29.8%	100	0	100	0
453109	Research Professor	Fairbanks	PT		United Academics BU	29.8%	67,800	20,204	88,004	10,188
453111	Research Asst Professor	Fairbanks	FT		United Academics BU	29.8%	107,200	31,946	139,146	16,062
453114	Research Professor	Fairbanks	FT		United Academics BU	29.8%	100	0	100	0
453115	Research Assoc Professor	Fairbanks	FT		United Academics BU	29.8%	126,700	37,757	164,457	18,998
453119	Research Asst Professor	Fairbanks	FT		United Academics BU	29.8%	126,800	37,757	164,557	18,998
453120	Research Asst Professor	Fairbanks	FT		United Academics BU	29.8%	113,600	33,853	147,453	34,041
453600	Senior Administrator Director	Fairbanks	FT		Sr. Administrator	26.2%	149,863	39,264	189,127	87,324
453601	Director (Admin)	Fairbanks	FT		Sr. Administrator	26.2%	144,400	37,833	182,233	0
453700	Fiscal Professional 2	Fairbanks	FT		APT - Exempt Employees	40.7%	73,200	29,792	102,992	47,554
453702	Research Professional 2	Fairbanks	FT		APT - Exempt Employees	40.7%	57,000	23,199	80,199	0
453703	Research Professional 3	Fairbanks	FT		APT - Exempt Employees	40.7%	58,700	23,891	82,591	0
453704	IS Professional 4A	Fairbanks	FT		APT - Exempt Employees	40.7%	64,300	26,170	90,470	4,158
453706	Research Professional 4	Fairbanks	FT		APT - Exempt Employees	40.7%	63,600	25,885	89,485	0
453707	Research Professional 4	Fairbanks	FT		APT - Exempt Employees	40.7%	82,400	33,537	115,937	26,765
453708	Research Professional 4	Fairbanks	PT		APT - Exempt Employees	40.7%	42,900	17,460	60,360	5,587
453709	Research Professional 3	Fairbanks	FT		APT - Exempt Employees	40.7%	67,500	27,473	94,973	8,770
453710	Research Professional 3	Fairbanks	FT		APT - Exempt Employees	40.7%	68,200	27,757	95,957	44,305
453711	Research Professional 3	Fairbanks	FT		APT - Exempt Employees	40.7%	66,300	26,984	93,284	8,640
453712	Fiscal Professional 2	Fairbanks	FT		APT - Exempt Employees	40.7%	74,549	30,341	104,890	48,430

Personal Services Expenditure Detail
University of Alaska

Component: Fairbanks Organized Research (750)

RDU: University of Alaska Fairbanks (236)

Notes:

1. If a position is split, an asterisk (*) will appear in the Split/Count column. If the split position is also counted in the component, two asterisks (**) will appear in the column.

2. "Pool" PCN refers to UA temporary positions, such as adjunct faculty; student employees; and other non-permanent staff. Multiple incumbents share the same labor pool position number and pooled budget.

PCN	Job Class Title	Location	Time Status	Split/ Count	Employee Class	Benefit Rate	Annual Budgeted Salary	Annual Benefits	Total Costs	UGF Estimate
453713	Fiscal Technician 3	Fairbanks	FT		PERS - Classified	48.7%	50,100	24,399	74,499	34,397
453715	Research Professional 3	Fairbanks	FT		APT - Exempt Employees	40.7%	58,800	23,932	82,732	7,666
453716	Research Professional 2	Fairbanks	FT		APT - Exempt Employees	40.7%	54,300	22,100	76,400	0
453717	Research Professional 3	Fairbanks	FT		APT - Exempt Employees	40.7%	62,000	25,234	87,234	0
453718	Research Professional 2	Fairbanks	FT		APT - Exempt Employees	40.7%	59,400	24,176	83,576	0
453719	Research Professional 3	Fairbanks	FT		APT - Exempt Employees	40.7%	69,600	28,327	97,927	0
453721	Research Professional 4	Fairbanks	FT		APT - Exempt Employees	40.7%	77,400	31,502	108,902	25,141
453724	Research Professional 4	Fairbanks	FT		APT - Exempt Employees	40.7%	73,100	29,752	102,852	0
453726	Research Professional 4	Fairbanks	FT		APT - Exempt Employees	40.7%	64,300	26,170	90,470	0
453800	Fiscal Professional 2	Fairbanks	FT		APT - Exempt Employees	40.7%	61,800	25,153	86,953	40,148
453801	Research Professional 3	Fairbanks	FT		APT - Exempt Employees	40.7%	80,000	32,560	112,560	51,971
453802	Communications Specialist 3	Fairbanks	FT		PERS - Classified	48.7%	37,200	18,116	55,316	25,541
453803	Communications Specialist 3	Fairbanks	FT		PERS - Classified	48.7%	49,900	24,301	74,201	26,090
453805	Admin Generalist 4	Fairbanks	FT		PERS - Classified	48.7%	49,600	24,155	73,755	0
453808	Communications Specialist 4	Fairbanks	FT		APT - Exempt Employees	40.7%	54,792	22,300	77,092	26,695
460100	Research Professor	Fairbanks	FT		United Academics BU	29.8%	147,300	43,895	191,195	22,055
460101	Research Assoc Professor	Fairbanks	FT		United Academics BU	29.8%	99,500	29,651	129,151	14,923
460103	Research Assoc Professor	Fairbanks	FT		United Academics BU	29.8%	127,600	38,025	165,625	0
460105	Director (Academic-Faculty)	Fairbanks	FT		Non-Represented Faculty	26.2%	148,700	38,959	187,659	69,340
460107	Associate Professor	Fairbanks	FT		United Academics BU	29.8%	111,100	33,108	144,208	16,661
460108	Research Associate (Academic)	Fairbanks	FT		United Academics BU	29.8%	72,000	21,456	93,456	0
460110	Research Assoc Professor	Fairbanks	FT		United Academics BU	29.8%	161,850	48,231	210,081	54,942
460112	Research Assoc Professor	Fairbanks	FT		United Academics BU	29.8%	118,000	35,164	153,164	31,823
460113	Director (Academic-Faculty)	Fairbanks	FT		Non-Represented Faculty	26.2%	187,400	49,099	236,499	0
460115	Research Assoc Professor	Fairbanks	FT		United Academics BU	29.8%	114,000	33,972	147,972	6,832
460116	Research Assoc Professor	Fairbanks	FT		United Academics BU	29.8%	102,400	30,515	132,915	30,685
460117	Research Asst Professor	Fairbanks	FT		United Academics BU	29.8%	91,000	27,118	118,118	0
460119	Research Asst Professor	Fairbanks	FT		United Academics BU	29.8%	90,100	26,850	116,950	8,091
460121	Research Professor	Fairbanks	FT		United Academics BU	29.8%	132,500	39,485	171,985	59,572
460122	Research Asst Professor	Fairbanks	FT		United Academics BU	29.8%	94,500	28,161	122,661	25,471

Personal Services Expenditure Detail
University of Alaska

Component: Fairbanks Organized Research (750)

RDU: University of Alaska Fairbanks (236)

Notes:

1. If a position is split, an asterisk (*) will appear in the Split/Count column. If the split position is also counted in the component, two asterisks (**) will appear in the column.

2. "Pool" PCN refers to UA temporary positions, such as adjunct faculty; student employees; and other non-permanent staff. Multiple incumbents share the same labor pool position number and pooled budget.

PCN	Job Class Title	Location	Time Status	Split/ Count	Employee Class	Benefit Rate	Annual Budgeted Salary	Annual Benefits	Total Costs	UGF Estimate
460123	Research Asst Professor	Fairbanks	FT		United Academics BU	29.8%	12,000	3,576	15,576	6,473
460124	Research Associate (Academic)	Fairbanks	FT		United Academics BU	29.8%	65,200	19,430	84,630	9,769
460129	Research Professor	Fairbanks	FT		United Academics BU	29.8%	160,500	47,829	208,329	24,032
460130	Research Assoc Professor	Fairbanks	FT		United Academics BU	29.8%	122,300	36,445	158,745	18,339
460131	Research Professor	Fairbanks	FT		United Academics BU	29.8%	178,800	53,282	232,082	42,851
460200	Research Assoc Professor	Fairbanks	FT		United Academics BU	29.8%	100,100	29,830	129,930	20,976
460500	Research Professional 3	Fairbanks	FT		APT - Exempt Employees	40.7%	76,800	31,258	108,058	0
460502	Crafts & Trades III (CT3)	Fairbanks	FT		AHECTE- Labor Trades & Crafts	44.5%	65,300	29,059	94,359	43,567
460504	Crafts & Trades II (CT2)	Fairbanks	FT		AHECTE- Labor Trades & Crafts	44.5%	62,900	27,991	90,891	0
460700	Admin Generalist 4	Fairbanks	FT		PERS - Classified	48.7%	45,400	22,110	67,510	6,248
460701	IS Professional 5A	Fairbanks	FT		APT - Exempt Employees	40.7%	103,500	42,125	145,625	0
460702	Research Professional 4	Fairbanks	FT		APT - Exempt Employees	40.7%	74,500	30,322	104,822	0
460703	Research Professional 4	Fairbanks	FT		APT - Exempt Employees	40.7%	82,300	33,496	115,796	5,327
460704	IS Professional 4A	Fairbanks	FT		APT - Exempt Employees	40.7%	82,400	33,537	115,937	0
460705	Research Professional 3	Fairbanks	FT		APT - Exempt Employees	40.7%	58,700	23,891	82,591	0
460706	Research Professional 1	Fairbanks	FT		PERS - Classified	48.7%	49,600	24,155	73,755	0
460707	Communications Specialist 2	Fairbanks	FT		PERS - Classified	48.7%	22,700	11,055	33,755	0
460708	Research Professional 2	Fairbanks	FT		APT - Exempt Employees	40.7%	55,300	22,507	77,807	0
460709	IS Professional 6A	Fairbanks	FT		APT - Exempt Employees	40.7%	134,100	54,579	188,679	0
460710	Fac Svcs-MO&U Supervisor 3	Fairbanks	FT		APT - Exempt Employees	40.7%	89,600	36,467	126,067	58,208
460711	IS Professional 4A	Fairbanks	FT		APT - Exempt Employees	40.7%	84,000	34,188	118,188	0
460712	IS Professional 6A	Fairbanks	FT		APT - Exempt Employees	40.7%	113,300	46,113	159,413	0
460713	IS Manager 2	Fairbanks	FT		APT - Exempt Employees	40.7%	86,600	35,246	121,846	5,652
460714	IS Professional 5A	Fairbanks	FT		APT - Exempt Employees	40.7%	76,000	30,932	106,932	0
460715	IS Professional 4A	Fairbanks	FT		APT - Exempt Employees	40.7%	85,700	34,880	120,580	0
460717	Research Professional 3	Fairbanks	FT		APT - Exempt Employees	40.7%	84,900	34,554	119,454	0
460718	Research Professional 3	Fairbanks	FT		APT - Exempt Employees	40.7%	64,200	26,129	90,329	0
460719	IS Manager 3	Fairbanks	FT		APT - Exempt Employees	40.7%	117,800	47,945	165,745	72,695
460720	Research Professional 4	Fairbanks	FT		APT - Exempt Employees	40.7%	92,800	37,770	130,570	0
460721	Research Asst Professor	Fairbanks	FT		United Academics BU	29.8%	88,200	26,284	114,484	21,156

Personal Services Expenditure Detail
University of Alaska

Component: Fairbanks Organized Research (750)

RDU: University of Alaska Fairbanks (236)

Notes:

1. If a position is split, an asterisk (*) will appear in the Split/Count column. If the split position is also counted in the component, two asterisks (**) will appear in the column.
2. "Pool" PCN refers to UA temporary positions, such as adjunct faculty; student employees; and other non-permanent staff. Multiple incumbents share the same labor pool position number and pooled budget.

PCN	Job Class Title	Location	Time Status	Split/ Count	Employee Class	Benefit Rate	Annual Budgeted Salary	Annual Benefits	Total Costs	UGF Estimate
460722	Administrative Management 5	Fairbanks	FT		APT - Exempt Employees	40.7%	146,700	59,707	206,407	0
460723	IS Professional 4A	Fairbanks	FT		APT - Exempt Employees	40.7%	81,500	33,171	114,671	0
460724	Research Professional 4	Fairbanks	FT		APT - Exempt Employees	40.7%	88,300	35,938	124,238	0
460725	IS Manager 3	Fairbanks	FT		APT - Exempt Employees	40.7%	106,700	43,427	150,127	0
460726	Administrative Management 5	Fairbanks	FT		APT - Exempt Employees	40.7%	89,200	36,304	125,504	0
460727	IS Professional 5A	Fairbanks	FT		APT - Exempt Employees	40.7%	113,300	46,113	159,413	0
460728	Research Professional 5	Fairbanks	FT		APT - Exempt Employees	40.7%	112,100	45,625	157,725	0
460729	Research Professional 3	Fairbanks	FT		APT - Exempt Employees	40.7%	60,500	24,624	85,124	0
460731	IS Professional 4A	Fairbanks	FT		APT - Exempt Employees	40.7%	83,200	33,862	117,062	21,633
460732	IS Professional 4A	Fairbanks	FT		APT - Exempt Employees	40.7%	32,100	13,065	45,165	0
460733	Research Professional 2	Fairbanks	FT		APT - Exempt Employees	40.7%	60,500	24,624	85,124	39,303
460734	IS Professional 5A	Fairbanks	FT		APT - Exempt Employees	40.7%	108,900	44,322	153,222	0
460735	IS Professional 4A	Fairbanks	FT		APT - Exempt Employees	40.7%	81,500	33,171	114,671	0
460736	IS Manager 3	Fairbanks	FT		APT - Exempt Employees	40.7%	40,800	16,606	57,406	0
460737	IS Professional 4A	Fairbanks	FT		APT - Exempt Employees	40.7%	87,400	35,572	122,972	5,652
460738	IS Professional 3A	Fairbanks	FT		APT - Exempt Employees	40.7%	78,300	31,868	110,168	0
460739	IS Professional 5A	Fairbanks	FT		APT - Exempt Employees	40.7%	105,600	42,979	148,579	0
460740	Research Professional 4	Fairbanks	PT		APT - Exempt Employees	40.7%	40,300	16,402	56,702	0
460743	IS Professional 4A	Fairbanks	FT		APT - Exempt Employees	40.7%	84,000	34,188	118,188	0
460744	IS Professional 4A	Fairbanks	FT		APT - Exempt Employees	40.7%	70,200	28,571	98,771	0
460745	IS Professional 4A	Fairbanks	FT		APT - Exempt Employees	40.7%	75,300	30,647	105,947	0
460746	IS Professional 4A	Fairbanks	FT		APT - Exempt Employees	40.7%	98,600	40,130	138,730	19,229
460747	Research Professional 3	Fairbanks	FT		APT - Exempt Employees	40.7%	79,200	32,234	111,434	30,858
460748	IS Professional 4A	Fairbanks	FT		APT - Exempt Employees	40.7%	93,700	38,136	131,836	0
460749	IS Professional 5A	Fairbanks	FT		APT - Exempt Employees	40.7%	94,700	38,543	133,243	0
460752	Administrative Management 5	Fairbanks	FT		APT - Exempt Employees	40.7%	121,400	49,410	170,810	0
460754	IS Professional 6A	Fairbanks	FT		APT - Exempt Employees	40.7%	87,400	35,572	122,972	8,510
460755	Research Professional 5	Fairbanks	FT		APT - Exempt Employees	40.7%	90,946	37,015	127,961	29,523
460756	Communications Specialist 3	Fairbanks	FT		PERS - Classified	48.7%	31,300	15,243	46,543	0
460757	IS Professional 4A	Fairbanks	FT		APT - Exempt Employees	40.7%	86,600	35,246	121,846	0

Personal Services Expenditure Detail
University of Alaska

Component: Fairbanks Organized Research (750)

RDU: University of Alaska Fairbanks (236)

Notes:

1. If a position is split, an asterisk (*) will appear in the Split/Count column. If the split position is also counted in the component, two asterisks (**) will appear in the column.
2. "Pool" PCN refers to UA temporary positions, such as adjunct faculty; student employees; and other non-permanent staff. Multiple incumbents share the same labor pool position number and pooled budget.

PCN	Job Class Title	Location	Time Status	Split/ Count	Employee Class	Benefit Rate	Annual Budgeted Salary	Annual Benefits	Total Costs	UGF Estimate
460758	IS Professional 4A	Fairbanks	FT		APT - Exempt Employees	40.7%	32,100	13,065	45,165	0
460759	Research Professional 3	Fairbanks	FT		APT - Exempt Employees	40.7%	76,800	31,258	108,058	24,946
460760	Research Professional 3	Fairbanks	FT		APT - Exempt Employees	40.7%	81,500	33,171	114,671	31,767
460761	Research Professional 5	Fairbanks	FT		APT - Exempt Employees	40.7%	93,700	38,136	131,836	18,255
460762	Research Professional 3	Fairbanks	FT		APT - Exempt Employees	40.7%	76,800	31,258	108,058	24,946
460763	IS Professional 4A	Fairbanks	FT		APT - Exempt Employees	40.7%	87,400	35,572	122,972	2,858
460764	IS Professional 4A	Fairbanks	FT		APT - Exempt Employees	40.7%	85,700	34,880	120,580	52,881
460766	Research Professional 1	Fairbanks	FT		PERS - Classified	48.7%	49,600	24,155	73,755	0
460767	IS Professional 3A	Fairbanks	FT		APT - Exempt Employees	40.7%	29,300	11,925	41,225	0
460768	IS Professional 3A	Fairbanks	FT		APT - Exempt Employees	40.7%	71,000	28,897	99,897	27,675
460769	Administrative Management 4	Fairbanks	FT		APT - Exempt Employees	40.7%	93,700	38,136	131,836	36,510
460770	Administrative Management 3	Fairbanks	FT		APT - Exempt Employees	40.7%	78,300	31,868	110,168	30,533
460771	IS Net Technician 8	Fairbanks	FT		APT - Exempt Employees	40.7%	76,800	31,258	108,058	0
460772	IS Ops Technician 3	Fairbanks	FT		PERS - Classified	48.7%	66,100	32,191	98,291	0
460774	IS Professional 3A	Fairbanks	FT		APT - Exempt Employees	40.7%	78,300	31,868	110,168	0
460775	IS Manager 3	Fairbanks	FT		APT - Exempt Employees	40.7%	81,500	33,171	114,671	0
460776	IS Manager 3	Fairbanks	FT		APT - Exempt Employees	40.7%	97,600	39,723	137,323	0
460800	IS Ops Technician 4	Fairbanks	FT		PERS - Classified	48.7%	79,900	38,911	118,811	0
460801	Research Technician 2	Fairbanks	FT		PERS - Classified	48.7%	41,400	20,162	61,562	4,257
460802	Admin Generalist 3	Fairbanks	FT		PERS - Classified	48.7%	42,700	20,795	63,495	29,317
460803	Human Resources Technician 2	Fairbanks	FT		PERS - Classified	48.7%	36,600	17,824	54,424	25,129
460804	IS Professional 4A	Fairbanks	FT		APT - Exempt Employees	40.7%	32,100	13,065	45,165	0
460806	Research Technician 3	Fairbanks	FT		PERS - Classified	48.7%	47,700	23,230	70,930	0
460808	Communications Specialist 3	Fairbanks	PT		PERS - Classified	48.7%	35,100	17,094	52,194	14,487
460809	Training & Development 3	Fairbanks	PT		PERS - Classified	48.7%	25,800	12,565	38,365	0
460810	Research Technician 4	Fairbanks	FT		PERS - Classified	48.7%	50,100	24,399	74,499	5,149
460811	Research Professional 2	Fairbanks	FT		APT - Exempt Employees	40.7%	52,100	21,205	73,305	8,445
460812	Admin Specialist 3	Fairbanks	FT		APT - Exempt Employees	40.7%	55,800	22,711	78,511	21,763
460813	IS Professional 4A	Fairbanks	FT		APT - Exempt Employees	40.7%	64,200	26,129	90,329	0
460814	Training & Development 3	Fairbanks	PT		PERS - Classified	48.7%	33,300	16,217	49,517	5,699

Personal Services Expenditure Detail
University of Alaska

Component: Fairbanks Organized Research (750)

RDU: University of Alaska Fairbanks (236)

Notes:

1. If a position is split, an asterisk (*) will appear in the Split/Count column. If the split position is also counted in the component, two asterisks (**) will appear in the column.
2. "Pool" PCN refers to UA temporary positions, such as adjunct faculty; student employees; and other non-permanent staff. Multiple incumbents share the same labor pool position number and pooled budget.

PCN	Job Class Title	Location	Time Status	Split/ Count	Employee Class	Benefit Rate	Annual Budgeted Salary	Annual Benefits	Total Costs	UGF Estimate
460815	IS Professional 2A	Fairbanks	FT		PERS - Classified	48.7%	84,900	41,346	126,246	0
460816	IS Professional 4A	Fairbanks	FT		APT - Exempt Employees	40.7%	101,400	41,270	142,670	6,561
460818	Fiscal Professional 2	Fairbanks	FT		APT - Exempt Employees	40.7%	74,500	30,322	104,822	2,404
460819	Research Technician 4	Fairbanks	FT		PERS - Classified	48.7%	49,600	24,155	73,755	8,514
460820	Research Professional 3	Fairbanks	FT		APT - Exempt Employees	40.7%	78,300	31,868	110,168	50,867
460821	Communications Specialist 3	Fairbanks	FT		PERS - Classified	48.7%	55,900	27,223	83,123	0
460822	Research Professional 1	Fairbanks	FT		PERS - Classified	48.7%	60,500	29,464	89,964	10,367
460823	IS Professional 2A	Fairbanks	FT		PERS - Classified	48.7%	100	0	100	0
460824	Research Technician 4	Fairbanks	FT		PERS - Classified	48.7%	62,900	30,632	93,532	0
460826	Communications Specialist 3	Fairbanks	FT		PERS - Classified	48.7%	55,300	26,931	82,231	0
460827	IS Professional 3A	Fairbanks	FT		APT - Exempt Employees	40.7%	64,200	26,129	90,329	0
460829	Research Technician 4	Fairbanks	FT		PERS - Classified	48.7%	54,200	26,395	80,595	0
460830	Admin Generalist 3	Fairbanks	FT		PERS - Classified	48.7%	48,200	23,473	71,673	0
460831	IS Professional 3A	Fairbanks	FT		APT - Exempt Employees	40.7%	67,500	27,473	94,973	0
460832	IS Professional 3A	Fairbanks	FT		APT - Exempt Employees	40.7%	81,500	33,171	114,671	0
460836	Research Technician 3	Fairbanks	FT		PERS - Classified	48.7%	66,100	32,191	98,291	0
460837	IS Net Technician 7	Fairbanks	FT		PERS - Classified	48.7%	54,200	26,395	80,595	37,212
460838	IS Ops Technician 4	Fairbanks	FT		PERS - Classified	48.7%	78,300	38,132	116,432	0
460839	Administrative Management 2	Fairbanks	FT		APT - Exempt Employees	40.7%	98,500	40,090	138,590	63,989
460840	IS Ops Technician 4	Fairbanks	FT		PERS - Classified	48.7%	85,700	41,736	127,436	0
460841	IS Professional 4A	Fairbanks	FT		APT - Exempt Employees	40.7%	78,300	31,868	110,168	0
460842	IS Professional 4A	Fairbanks	FT		APT - Exempt Employees	40.7%	32,100	13,065	45,165	0
460843	IS Ops Technician 4	Fairbanks	FT		PERS - Classified	48.7%	84,000	40,908	124,908	0
460844	IS Ops Technician 4	Fairbanks	FT		PERS - Classified	48.7%	87,400	42,564	129,964	0
460845	IS Professional 3A	Fairbanks	FT		APT - Exempt Employees	40.7%	60,600	24,664	85,264	19,684
460846	IS Ops Technician 3	Fairbanks	FT		PERS - Classified	48.7%	70,900	34,528	105,428	0
460848	Research Professional 2	Fairbanks	FT		APT - Exempt Employees	40.7%	59,300	24,135	83,435	0
460849	Research Technician 3	Fairbanks	FT		PERS - Classified	48.7%	38,700	18,847	57,547	0
460850	Communications Specialist 4	Fairbanks	FT		APT - Exempt Employees	40.7%	56,900	23,158	80,058	9,225
460851	Human Resources Technician 2	Fairbanks	FT		PERS - Classified	48.7%	41,900	20,405	62,305	28,768

Personal Services Expenditure Detail
University of Alaska

Component: Fairbanks Organized Research (750)

RDU: University of Alaska Fairbanks (236)

Notes:

1. If a position is split, an asterisk (*) will appear in the Split/Count column. If the split position is also counted in the component, two asterisks (**) will appear in the column.

2. "Pool" PCN refers to UA temporary positions, such as adjunct faculty; student employees; and other non-permanent staff. Multiple incumbents share the same labor pool position number and pooled budget.

PCN	Job Class Title	Location	Time Status	Split/ Count	Employee Class	Benefit Rate	Annual Budgeted Salary	Annual Benefits	Total Costs	UGF Estimate
460852	IS Professional 4A	Fairbanks	FT		APT - Exempt Employees	40.7%	103,500	42,125	145,625	0
460853	Library Technician 3	Fairbanks	FT		PERS - Classified	48.7%	40,200	19,577	59,777	27,600
460854	IS Professional 1A	Fairbanks	FT		PERS - Classified	48.7%	55,300	26,931	82,231	15,173
460855	Research Technician 4	Fairbanks	FT		PERS - Classified	48.7%	24,800	12,078	36,878	0
460856	Broadcast/Media Professional 2	Fairbanks	FT		PERS - Classified	48.7%	45,400	22,110	67,510	6,248
460857	Research Professional 3	Fairbanks	FT		PERS - Classified	48.7%	100	0	100	0
460858	IS Net Technician 6	Fairbanks	FT		PERS - Classified	48.7%	52,700	25,665	78,365	36,183
460859	Human Resources Technician 1	Fairbanks	FT		PERS - Classified	48.7%	35,700	17,386	53,086	0
460860	Associate Professor	Fairbanks	FT		United Academics BU	29.8%	113,000	33,674	146,674	27,089
460861	IS Professional 2A	Fairbanks	FT		PERS - Classified	48.7%	100	0	100	0
460862	IS Professional 2A	Fairbanks	FT		PERS - Classified	48.7%	66,100	32,191	98,291	45,383
460863	Communications Specialist 2	Fairbanks	FT		PERS - Classified	48.7%	49,600	24,155	73,755	6,797
460864	Admin Generalist 4	Fairbanks	FT		PERS - Classified	48.7%	22,700	11,055	33,755	0
460865	Admin Generalist 4	Fairbanks	FT		PERS - Classified	48.7%	47,700	23,230	70,930	0
461100	Research Asst Professor	Fairbanks	PT		United Academics BU	29.8%	118,500	35,313	153,813	7,791
461103	Research Asst Professor	Fairbanks	FT		United Academics BU	29.8%	81,200	24,198	105,398	5,334
461105	Professor	Fairbanks	FT		United Academics BU	29.8%	179,100	53,372	232,472	41,952
461107	Research Professor	Fairbanks	FT		United Academics BU	29.8%	130,900	39,008	169,908	8,630
461108	Research Assoc Professor	Fairbanks	FT		United Academics BU	29.8%	117,300	34,955	152,255	7,731
461112	Associate Professor	Fairbanks	FT		United Academics BU	29.8%	123,800	36,892	160,692	8,151
461114	Research Asst Professor	Fairbanks	PT		United Academics BU	29.8%	80,700	24,049	104,749	5,274
461115	Research Professor	Fairbanks	PT		United Academics BU	29.8%	142,400	42,435	184,835	9,349
461117	Research Asst Professor	Fairbanks	FT		United Academics BU	29.8%	87,100	25,956	113,056	5,693
461118	Research Asst Professor	Fairbanks	FT		United Academics BU	29.8%	113,900	33,942	147,842	7,491
461119	Research Asst Professor	Fairbanks	PT		United Academics BU	29.8%	99,300	29,591	128,891	6,532
461120	Research Asst Professor	Fairbanks	FT		United Academics BU	29.8%	83,100	24,764	107,864	5,454
461300	Research Professor	Fairbanks	FT		Non-Represented Faculty	26.2%	117,400	30,759	148,159	13,635
461301	Director (Academic-Faculty)	Fairbanks	FT		Non-Represented Faculty	26.2%	158,600	41,553	200,153	10,838
461302	Director (Academic-Faculty)	Fairbanks	FT		Non-Represented Faculty	26.2%	151,600	39,719	191,319	79,479

Personal Services Expenditure Detail
University of Alaska

Component: Fairbanks Organized Research (750)

RDU: University of Alaska Fairbanks (236)

Notes:

1. If a position is split, an asterisk (*) will appear in the Split/Count column. If the split position is also counted in the component, two asterisks (**) will appear in the column.

2. "Pool" PCN refers to UA temporary positions, such as adjunct faculty; student employees; and other non-permanent staff. Multiple incumbents share the same labor pool position number and pooled budget.

PCN	Job Class Title	Location	Time Status	Split/ Count	Employee Class	Benefit Rate	Annual Budgeted Salary	Annual Benefits	Total Costs	UGF Estimate
461703	Fiscal Manager 1	Fairbanks	FT		APT - Exempt Employees	40.7%	65,000	26,455	91,455	42,227
461704	Admin Specialist 2	Fairbanks	FT		PERS - Classified	48.7%	68,800	33,506	102,306	0
461705	Research Professional 3	Fairbanks	FT		APT - Exempt Employees	40.7%	59,000	24,013	83,013	0
461706	Research Professional 4	Fairbanks	FT		APT - Exempt Employees	40.7%	69,500	28,287	97,787	0
461707	Communications Specialist 4	Fairbanks	FT		APT - Exempt Employees	40.7%	56,100	22,833	78,933	36,445
461708	Research Professional 3	Fairbanks	FT		APT - Exempt Employees	40.7%	85,000	34,595	119,595	0
461710	Research Professional 3	Fairbanks	FT		APT - Exempt Employees	40.7%	64,000	26,048	90,048	0
461711	IS Professional 6A	Fairbanks	FT		APT - Exempt Employees	40.7%	40,800	16,606	57,406	0
461712	Research Professional 3	Fairbanks	FT		APT - Exempt Employees	40.7%	100	0	100	0
461713	Research Professional 3	Fairbanks	FT		APT - Exempt Employees	40.7%	66,000	26,862	92,862	0
461714	Communications Specialist 4	Fairbanks	FT		APT - Exempt Employees	40.7%	100	0	100	0
461716	Research Professional 3	Fairbanks	PT		APT - Exempt Employees	40.7%	40,000	16,280	56,280	0
461717	Administrative Professional 1	Fairbanks	FT		APT - Exempt Employees	40.7%	66,700	27,147	93,847	30,338
461718	IS Manager 3	Fairbanks	FT		APT - Exempt Employees	40.7%	40,800	16,606	57,406	0
461719	Communications Specialist 4	Fairbanks	FT		APT - Exempt Employees	40.7%	49,400	20,106	69,506	16,501
461721	Communications Specialist 2	Fairbanks	FT		APT - Exempt Employees	40.7%	54,000	21,978	75,978	0
461802	Fiscal Manager 2	Fairbanks	FT		APT - Exempt Employees	40.7%	76,800	31,258	108,058	42,227
461803	Fiscal Professional 1	Fairbanks	FT		PERS - Classified	48.7%	50,000	24,350	74,350	34,329
461804	Fiscal Technician 3	Fairbanks	FT		PERS - Classified	48.7%	47,200	22,986	70,186	32,406
461808	Training & Development 3	Fairbanks	FT		PERS - Classified	48.7%	42,300	20,600	62,900	0
462105	Research Assoc Professor	Fairbanks	FT		United Academics BU	29.8%	100	0	100	0
462701	IS Professional 4A	Fairbanks	FT		APT - Exempt Employees	40.7%	82,300	33,496	115,796	50,802
462703	IS Professional 4A	Fairbanks	FT		APT - Exempt Employees	40.7%	79,200	32,234	111,434	48,853
462708	IS Professional 3A	Fairbanks	FT		APT - Exempt Employees	40.7%	71,700	29,182	100,882	41,902
462709	IS Professional 4A	Fairbanks	FT		APT - Exempt Employees	40.7%	90,100	36,671	126,771	52,686
462710	IS Professional 4A	Fairbanks	FT		APT - Exempt Employees	40.7%	84,000	34,188	118,188	0
462718	IS Professional 6A	Fairbanks	PT		APT - Exempt Employees	40.7%	99,500	40,497	139,997	0
480104	Term Instructor	Fairbanks	FT		United Academics BU	29.8%	73,092	21,781	94,873	2,190
480832	Fiscal Technician 3	Fairbanks	FT		PERS - Classified	48.7%	33,037	16,089	49,126	22,682
POOL	Adjunct Faculty	Fairbanks	PT	*	Non-Represented Adjunct Faculty	0.0%	1,012,621	42,085	1,054,705	486,977

Personal Services Expenditure Detail
University of Alaska

Component: Fairbanks Organized Research (750)

RDU: University of Alaska Fairbanks (236)

Notes:

1. If a position is split, an asterisk (*) will appear in the Split/Count column. If the split position is also counted in the component, two asterisks (**) will appear in the column.
2. "Pool" PCN refers to UA temporary positions, such as adjunct faculty; student employees; and other non-permanent staff. Multiple incumbents share the same labor pool position number and pooled budget.

PCN	Job Class Title	Location	Time Status	Split/Count	Employee Class	Benefit Rate	Annual Budgeted Salary	Annual Benefits	Total Costs	UGF Estimate
POOL	Adjunct Faculty	Fairbanks	PT		UNAD Adjunct Faculty	10.9%	5,200	208	5,408	2,497
POOL	UA Labor Pool	Fairbanks	PT	*	Labor Pool	0.0%	17,492,735	0	17,492,735	3,553,760
Total Position Costs							61,062,484	16,106,716	77,169,200	15,983,179
Full Time Positions:		571								
Part Time Positions:		27								
Positions in Component:		598								
									Federal Receipts (1002)	33,079,788
									General Fund Receipts (1004)	15,983,179
									Interagency Receipts (1007)	1,529,981
									University Receipts (1048)	24,057,698
									UA Intra-agency Transfers (1174)	2,518,553
									UA Funding	77,169,200

State of Alaska FY2021 Governor's Operating Budget

University of Alaska Enterprise Entities Results Delivery Unit Budget Summary

Enterprise Entities Results Delivery Unit

Contribution to Department's Mission

The Enterprise Entities Unit includes the University of Alaska (UA) Foundation and the Education Trust of Alaska. The UA Foundation supports the university and its students through soliciting, managing, and investing donations for student aid and program support. The Education Trust of Alaska operates a college savings plan in accordance with Internal Revenue Code 529 to promote attendance at the University of Alaska and help individuals save and invest for their college education.

Results

(Additional performance information is available on the web at <https://omb.alaska.gov/results>.)

Core Services

- Provide resources for families to fund education, qualifying for better jobs and more opportunities.
- Manage and invest donations for the exclusive benefit of the University of Alaska.
- Secure and steward philanthropic support.

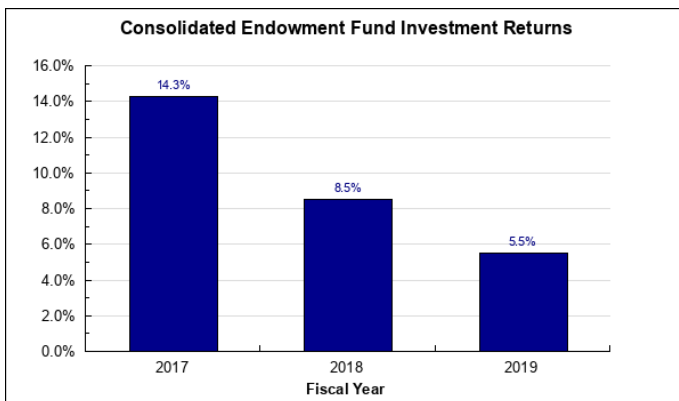
Measures by Core Service

(Additional performance information is available on the web at <https://omb.alaska.gov/results>.)

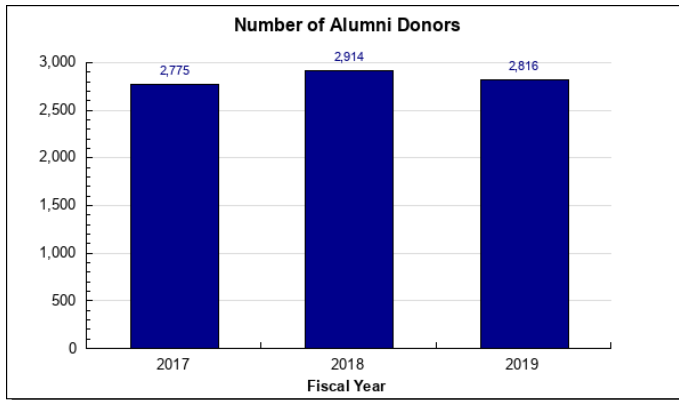
1. Provide resources for families to fund education, qualifying for better jobs and more opportunities.



2. Manage and invest donations for the exclusive benefit of the University of Alaska.



3. Secure and steward philanthropic support.



Major RDU Accomplishments in 2019

The UA Foundation distributed \$17.5 million for the benefit of UA, including \$3.4 million in distributions for student aid and \$14.1 million support for academic programs, research, and general operations, as directed by donors. The ability to provide support to the UA System in 2019 was augmented by an increase of \$11 million in total net assets over 2018, and a 5.5% return on the UA Foundation pooled endowment fund, outperforming approximately 60% of peers.

As of June 30, 2019, the Education Trust of Alaska held \$8.8 billion in assets for approximately 305,000 beneficiaries across the country, including approximately 29,000 Alaskans. Seventeen Alaska employers offered Alaska 529 (formerly UA College Savings Plan) as a benefit to their employees through payroll deduction.

The Education Planning Center portal was launched to assist families in establishing goals for education, searching for schools, applying for scholarships and financial aid and monitoring the college application process. The portal includes links to increase awareness of and encourage attendance at the University of Alaska.

As a major national sponsor of the new PBSKids program, the Education Trust of Alaska held the Children's Premiere event on the UAF campus introducing hundreds of children and their families to Molly of Denali, the first national children's program with an Alaska Native lead character and an emphasis on Alaskan culture and learning through informational text.

Key RDU Challenges

The biggest challenge affecting private giving at UA is the state budget crisis, which is creating uncertainty within the University. Many donors, particularly those considering larger gifts as well as corporate partners, have indicated that they intend to delay giving until there is more certainty about the future of UA.

Changes to the Permanent Fund Dividend would also impact giving, because it is the single largest source of contributions to Alaska 529.

Uncertainty for programs cuts at the University of Alaska could dissuade students from using their 529 plans to attend UA.

Tax reform may affect the tax-advantaged status of Section 529 plans or significantly change their purpose beyond paying for post-secondary education and K-12 tuition.

The potential for adverse investment market or economic conditions might affect families' inclination or ability to save for future education needs.

Significant Changes in Results to be Delivered in FY2021

Investments in the campaign effort, including increased staffing and support for fundraising, are expected to return between \$6 and \$12 for every dollar invested over the coming 3-5 years. As a revenue generating function, fundraising is one of the smartest investments for the future of education in Alaska. In order to achieve these results, the campaign effort must continue to be adequately resourced.

The fundraising (development) function is being reviewed along with other administrative units at UA.

Increased outreach and promotion of the University of Alaska to program participants nationally through direct communications as well as the Education Planning Center portal.

Increased number of Alaska businesses offering the Alaska 529 Plan payroll deduction to their employees.

Increased attendance at the University of Alaska by participants in the Trust's 529 plans.

Contact Information
<p>Contact: Michelle Rizk, Vice President, University Relations Phone: (907) 450-8187 E-mail: marizk@alaska.edu</p>

**Enterprise Entities
RDU Financial Summary by Component**

All dollars shown in thousands

	FY2019 Actuals				FY2020 Management Plan				FY2021 Governor			
	UGF+DGF Funds	Other Funds	Federal Funds	Total Funds	UGF+DGF Funds	Other Funds	Federal Funds	Total Funds	UGF+DGF Funds	Other Funds	Federal Funds	Total Funds
Formula Expenditures None.												
Non-Formula Expenditures												
UA Foundation	3,791.5	0.0	0.0	3,791.5	4,263.9	0.0	0.0	4,263.9	4,263.9	0.0	0.0	4,263.9
Education Trust of Alaska	2,225.5	0.0	0.0	2,225.5	2,749.2	0.0	0.0	2,749.2	2,749.2	0.0	0.0	2,749.2
Totals	6,017.0	0.0	0.0	6,017.0	7,013.1	0.0	0.0	7,013.1	7,013.1	0.0	0.0	7,013.1

Enterprise Entities
Summary of RDU Budget Changes by Component
From FY2020 Management Plan to FY2021 Governor

All dollars shown in thousands

	<u>Unrestricted Gen (UGF)</u>	<u>Designated Gen (DGF)</u>	<u>Other Funds</u>	<u>Federal Funds</u>	<u>Total Funds</u>
FY2020 Management Plan	0.0	7,013.1	0.0	0.0	7,013.1
FY2021 Governor	0.0	7,013.1	0.0	0.0	7,013.1

State of Alaska FY2021 Governor's Operating Budget

University of Alaska University of Alaska Foundation Component Budget Summary

Component: University of Alaska Foundation

Contribution to Department's Mission

The University of Alaska Foundation is a private nonprofit corporation, operated as a public foundation, which was established in 1974 to solicit, manage and invest donations for the exclusive benefit of the University of Alaska. The mission of the University of Alaska Foundation is to seek, secure and steward philanthropic support to build excellence at the University of Alaska.

Major Component Accomplishments in 2019

See Enterprise Entities RDU

Key Component Challenges

See Enterprise Entities RDU

Significant Changes in Results to be Delivered in FY2021

See Enterprise Entities RDU

Statutory and Regulatory Authority

No statutes and regulations.

Contact Information

Contact: Michelle Rizk, Vice President, University Relations
Phone: (907) 450-8187
E-mail: marizk@alaska.edu

University of Alaska Foundation Personal Services Information					
Authorized Positions			Personal Services Costs		
	<u>FY2020</u> <u>Management</u> <u>Plan</u>	<u>FY2021</u> <u>Governor</u>			
			Annual Salaries		0
Full-time	28	28	Premium Pay		0
Part-time	1	1	Annual Benefits		0
Nonpermanent	0	0	Labor Pool(s)		0
			<i>Less % Vacancy Factor</i>		()
Totals	29	29	Total Personal Services		

Position Classification Summary					
Job Class Title	Anchorage	Fairbanks	Juneau	Others	Total
No personal services.					
Totals	0	0	0	0	0

Component Detail All Funds
University of Alaska

Component: University of Alaska Foundation (3197)
RDU: Enterprise Entities (678)

Non-Formula Component

	FY2019 Actuals	FY2020 Conference Committee	FY2020 Authorized	FY2020 Management Plan	FY2021 Governor	FY2020 Management Plan vs FY2021 Governor	
71000 Personal Services	2,515.3	2,673.6	2,673.6	2,874.3	2,874.3	0.0	0.0%
72000 Travel	61.8	80.0	80.0	71.2	71.2	0.0	0.0%
73000 Services	1,167.7	1,124.1	1,124.1	1,225.5	1,225.5	0.0	0.0%
74000 Commodities	46.7	110.0	110.0	92.9	92.9	0.0	0.0%
75000 Capital Outlay	0.0	0.0	0.0	0.0	0.0	0.0	0.0%
77000 Grants, Benefits	0.0	0.0	0.0	0.0	0.0	0.0	0.0%
78000 Miscellaneous	0.0	0.0	0.0	0.0	0.0	0.0	0.0%
Totals	3,791.5	3,987.7	3,987.7	4,263.9	4,263.9	0.0	0.0%
Fund Sources:							
1048 Univ Rcpt (DGF)	3,791.5	3,987.7	3,987.7	4,263.9	4,263.9	0.0	0.0%
Unrestricted General (UGF)	0.0	0.0	0.0	0.0	0.0	0.0	0.0%
Designated General (DGF)	3,791.5	3,987.7	3,987.7	4,263.9	4,263.9	0.0	0.0%
Other Funds	0.0	0.0	0.0	0.0	0.0	0.0	0.0%
Federal Funds	0.0	0.0	0.0	0.0	0.0	0.0	0.0%
Positions:							
Permanent Full Time	28	28	28	28	28	0	0.0%
Permanent Part Time	1	1	1	1	1	0	0.0%
Non Permanent	0	0	0	0	0	0	0.0%

Change Record Detail - Multiple Scenarios with Descriptions
University of Alaska

Component: University of Alaska Foundation (3197)
RDU: Enterprise Entities (678)

Scenario/Change Record Title	Trans Type	Totals	Personal Services	Travel	Services	Commodities	Capital Outlay	Grants, Benefits	Miscellaneous	Positions		NP
										PFT	PPT	
***** Changes From FY2020 Conference Committee To FY2020 Authorized *****												
FY2020 Conference Committee	ConfCom	3,987.7	2,673.6	80.0	1,124.1	110.0	0.0	0.0	0.0	28	1	0
1048 Univ Rcpt		3,987.7										
Subtotal		3,987.7	2,673.6	80.0	1,124.1	110.0	0.0	0.0	0.0	28	1	0
***** Changes From FY2020 Authorized To FY2020 Management Plan *****												
Transfer Authority to Align Budgets with Anticipated Revenue	Trin	276.2	0.0	0.0	276.2	0.0	0.0	0.0	0.0	0	0	0
1048 Univ Rcpt		276.2										
Transfers between allocations deemed necessary for FY2020.												
1048 University Receipts												
(2,500.0) Fairbanks Campus												
(2,500.0) Fairbanks Organized Research												
3,600.0 Statewide Services												
1,123.8 Education Trust of Alaska												
276.2 University of Alaska Foundation												
Align Authority with Anticipated Expenditures	LIT	0.0	200.7	-8.8	-174.8	-17.1	0.0	0.0	0.0	0	0	0
Transfers within the allocation that University management and the Board of Regents have deemed necessary to accurately reflect revenue and expenditure levels for FY2020.												
Subtotal		4,263.9	2,874.3	71.2	1,225.5	92.9	0.0	0.0	0.0	28	1	0
***** Changes From FY2020 Management Plan To FY2021 Governor *****												
Totals		4,263.9	2,874.3	71.2	1,225.5	92.9	0.0	0.0	0.0	28	1	0

Personal Services Expenditure Detail
University of Alaska

Component: University of Alaska Foundation (3197)

RDU: Enterprise Entities (678)

Notes:

1. If a position is split, an asterisk (*) will appear in the Split/Count column. If the split position is also counted in the component, two asterisks (**) will appear in the column.

2. "Pool" PCN refers to UA temporary positions, such as adjunct faculty; student employees; and other non-permanent staff. Multiple incumbents share the same labor pool position number and pooled budget.

PCN	Job Class Title	Location	Time Status	Split/ Count	Employee Class	Benefit Rate	Annual Budgeted Salary	Annual Benefits	Total Costs	UGF Estimate
100002	Admin Specialist 3	Fairbanks	FT		APT - Exempt Employees	40.7%	61,714	25,118	86,832	0
100008	Associate Vice President	Fairbanks	FT	**	Sr. Administrator	26.2%	72,500	18,995	91,495	0
100031	Fiscal Technician 4	Fairbanks	FT		PERS - Classified	48.7%	55,307	26,935	82,242	0
100422	Executive Officer	Fairbanks	FT	**	Officer	26.2%	99,500	26,069	125,569	0
100459	Admin Specialist 2	Fairbanks	FT		PERS - Classified	48.7%	71,656	34,896	106,552	0
100504	Development 2	Fairbanks	FT		PERS - Classified	48.7%	52,083	25,364	77,447	0
100602	Admin Specialist 4	Fairbanks	FT		APT - Exempt Employees	40.7%	80,704	32,847	113,551	0
100612	Senior Administrator Director	Fairbanks	FT		Sr. Administrator	26.2%	110,455	28,939	139,394	0
100615	Fiscal Professional 2	Fairbanks	FT		APT - Exempt Employees	40.7%	71,656	29,164	100,820	0
100623	Development 5	Fairbanks	FT		APT - Exempt Employees	40.7%	102,502	41,718	144,220	0
100635	Development 3	Fairbanks	PT		APT - Exempt Employees	40.7%	48,179	19,609	67,788	0
100636	Development 5	Fairbanks	FT		APT - Exempt Employees	40.7%	120,203	48,923	169,126	0
100637	Admin Generalist 3	Fairbanks	FT		PERS - Classified	48.7%	52,645	25,638	78,283	0
100638	Admin Generalist 2	Fairbanks	FT		PERS - Classified	48.7%	35,339	17,210	52,549	0
100639	IS Professional 3A	Fairbanks	FT		APT - Exempt Employees	40.7%	62,296	25,354	87,650	0
100640	IS Ops Technician 3	Fairbanks	FT		PERS - Classified	48.7%	50,086	24,392	74,478	0
100641	IS Ops Technician 3	Fairbanks	FT		PERS - Classified	48.7%	50,086	24,392	74,478	0
100642	Admin Specialist 2	Fairbanks	FT		PERS - Classified	48.7%	49,088	23,906	72,994	0
100643	Administrative Management 1	Fairbanks	FT		APT - Exempt Employees	40.7%	68,162	27,742	95,904	0
100644	Admin Generalist 3	Fairbanks	FT		PERS - Classified	48.7%	40,227	19,591	59,818	0
100645	Admin Generalist 3	Fairbanks	FT		PERS - Classified	48.7%	41,891	20,401	62,292	0
100646	IS Professional 4A	Fairbanks	FT		APT - Exempt Employees	40.7%	88,296	35,936	124,232	0
100647	IS Professional 4A	Fairbanks	FT		APT - Exempt Employees	40.7%	66,123	26,912	93,035	0
100648	Admin Specialist 2	Fairbanks	FT		PERS - Classified	48.7%	39,832	19,398	59,230	0
100649	Development 4	Fairbanks	FT		APT - Exempt Employees	40.7%	90,085	36,665	126,750	0
100650	Development 4	Fairbanks	FT		APT - Exempt Employees	40.7%	94,661	38,527	133,188	0
100653	Senior Administrator Officer	Fairbanks	FT		Sr. Administrator	26.2%	137,000	35,894	172,894	0
101047	Fiscal Professional 2	Fairbanks	FT		APT - Exempt Employees	40.7%	71,656	29,164	100,820	0

Personal Services Expenditure Detail
University of Alaska

Component: University of Alaska Foundation (3197)

RDU: Enterprise Entities (678)

Notes:

1. If a position is split, an asterisk (*) will appear in the Split/Count column. If the split position is also counted in the component, two asterisks (**) will appear in the column.
2. "Pool" PCN refers to UA temporary positions, such as adjunct faculty; student employees; and other non-permanent staff. Multiple incumbents share the same labor pool position number and pooled budget.

PCN	Job Class Title	Location	Time Status	Split/Count	Employee Class	Benefit Rate	Annual Budgeted Salary	Annual Benefits	Total Costs	UGF Estimate
109026	IS Ops Technician 3	Fairbanks	FT		PERS - Classified	48.7%	49,088	23,906	72,994	0
POOL	UA Labor Pool	Fairbanks	PT	*	Labor Pool	0.0%	27,676	0	27,676	0
Total Position Costs							2,060,696	813,604	2,874,300	-
Full Time Positions:		28								
Part Time Positions:		<u>1</u>								
Positions in Component:		29								
							Federal Receipts (1002)	-	-	-
							General Fund Receipts (1004)	-	-	-
							Interagency Receipts (1007)	-	-	-
							University Receipts (1048)	2,874,300	-	-
							UA Intra-agency Transfers (1174)	-	-	-
							UA Funding	2,874,300		

State of Alaska FY2021 Governor's Operating Budget

University of Alaska Education Trust of Alaska Component Budget Summary

Component: Education Trust of Alaska

Contribution to Department's Mission

The Education Trust of Alaska was established in 2001, pursuant to the Alaska College Savings Act, to help inspire a college going culture in Alaska, to encourage attendance at the University of Alaska, and to help participants provide for the increasing cost of higher education through tax-advantaged savings and investments. The Trust offers three separately marketed Section 529 college savings plans to generate the critical mass needed to bring a high quality college savings program to Alaskans: Alaska 529, marketed to investors within Alaska; the T. Rowe Price College Savings Plan, nationally marketed directly to investors; and the John Hancock Freedom 529, marketed nationally through financial advisors.

Major Component Accomplishments in 2019

See Enterprise Entities RDU

Key Component Challenges

See Enterprise Entities RDU

Significant Changes in Results to be Delivered in FY2021

See Enterprise Entities RDU

Statutory and Regulatory Authority

No statutes and regulations.

Contact Information

Contact: Michelle Rizk, Vice President, University Relations
Phone: (907) 450-8187
E-mail: marizk@alaska.edu

Education Trust of Alaska Personal Services Information				
Authorized Positions			Personal Services Costs	
	<u>FY2020</u> <u>Management</u> <u>Plan</u>	<u>FY2021</u> <u>Governor</u>		
Full-time	7	7	Annual Salaries	0
Part-time	0	0	Premium Pay	0
Nonpermanent	0	0	Annual Benefits	0
			Labor Pool(s)	0
			<i>Less % Vacancy Factor</i>	<i>()</i>
Totals	7	7	Total Personal Services	

Position Classification Summary					
Job Class Title	Anchorage	Fairbanks	Juneau	Others	Total
No personal services.					
Totals	0	0	0	0	0

Component Detail All Funds
University of Alaska

Component: Education Trust of Alaska (3198)
RDU: Enterprise Entities (678)

Non-Formula Component

	FY2019 Actuals	FY2020 Conference Committee	FY2020 Authorized	FY2020 Management Plan	FY2021 Governor	FY2020 Management Plan vs FY2021 Governor	
71000 Personal Services	722.2	708.3	708.3	710.3	710.3	0.0	0.0%
72000 Travel	72.7	70.0	70.0	70.0	70.0	0.0	0.0%
73000 Services	1,406.9	816.5	816.5	1,927.9	1,927.9	0.0	0.0%
74000 Commodities	23.7	30.6	30.6	41.0	41.0	0.0	0.0%
75000 Capital Outlay	0.0	0.0	0.0	0.0	0.0	0.0	0.0%
77000 Grants, Benefits	0.0	0.0	0.0	0.0	0.0	0.0	0.0%
78000 Miscellaneous	0.0	0.0	0.0	0.0	0.0	0.0	0.0%
Totals	2,225.5	1,625.4	1,625.4	2,749.2	2,749.2	0.0	0.0%
Fund Sources:							
1048 Univ Rcpt (DGF)	2,225.5	1,625.4	1,625.4	2,749.2	2,749.2	0.0	0.0%
Unrestricted General (UGF)	0.0	0.0	0.0	0.0	0.0	0.0	0.0%
Designated General (DGF)	2,225.5	1,625.4	1,625.4	2,749.2	2,749.2	0.0	0.0%
Other Funds	0.0	0.0	0.0	0.0	0.0	0.0	0.0%
Federal Funds	0.0	0.0	0.0	0.0	0.0	0.0	0.0%
Positions:							
Permanent Full Time	7	7	7	7	7	0	0.0%
Permanent Part Time	0	0	0	0	0	0	0.0%
Non Permanent	0	0	0	0	0	0	0.0%

Change Record Detail - Multiple Scenarios with Descriptions
University of Alaska

Component: Education Trust of Alaska (3198)
RDU: Enterprise Entities (678)

Scenario/Change Record Title	Trans Type	Totals	Personal Services	Travel	Services	Commodities	Capital Outlay	Grants, Benefits	Miscellaneous	Positions		NP
										PFT	PPT	
***** Changes From FY2020 Conference Committee To FY2020 Authorized *****												
FY2020 Conference Committee	ConfCom	1,625.4	708.3	70.0	816.5	30.6	0.0	0.0	0.0	7	0	0
1048 Univ Rcpt		1,625.4										
Subtotal		1,625.4	708.3	70.0	816.5	30.6	0.0	0.0	0.0	7	0	0
***** Changes From FY2020 Authorized To FY2020 Management Plan *****												
Transfer Authority to Align Budgets with Anticipated Revenue	Trin	1,123.8	0.0	0.0	1,123.8	0.0	0.0	0.0	0.0	0	0	0
1048 Univ Rcpt		1,123.8										
Transfers between allocations deemed necessary for FY2020.												
1048 University Receipts												
(2,500.0) Fairbanks Campus												
(2,500.0) Fairbanks Organized Research												
3,600.0 Statewide Services												
1,123.8 Education Trust of Alaska												
276.2 University of Alaska Foundation												
Align Authority with Anticipated Expenditures	LIT	0.0	2.0	0.0	-12.4	10.4	0.0	0.0	0.0	0	0	0
Transfers within the allocation that University management and the Board of Regents have deemed necessary to accurately reflect revenue and expenditure levels for FY2020.												
Subtotal		2,749.2	710.3	70.0	1,927.9	41.0	0.0	0.0	0.0	7	0	0
***** Changes From FY2020 Management Plan To FY2021 Governor *****												
Totals		2,749.2	710.3	70.0	1,927.9	41.0	0.0	0.0	0.0	7	0	0

Personal Services Expenditure Detail
University of Alaska

Component: Education Trust of Alaska (3198)

RDU: Enterprise Entities (678)

Notes:

1. If a position is split, an asterisk (*) will appear in the Split/Count column. If the split position is also counted in the component, two asterisks (**) will appear in the column.

2. "Pool" PCN refers to UA temporary positions, such as adjunct faculty; student employees; and other non-permanent staff. Multiple incumbents share the same labor pool position number and pooled budget.

PCN	Job Class Title	Location	Time Status	Split/ Count	Employee Class	Benefit Rate	Annual Budgeted Salary	Annual Benefits	Total Costs	UGF Estimate
100032	Communications Manager 2	Fairbanks	FT		APT - Exempt Employees	40.7%	67,617	27,520	95,137	0
100507	Senior Administrator Director	Fairbanks	FT		Sr. Administrator	26.2%	98,700	25,859	124,559	0
100607	Admin Specialist 3	Fairbanks	FT		APT - Exempt Employees	40.7%	66,123	26,912	93,035	0
100620	Admin Specialist 3	Fairbanks	FT		APT - Exempt Employees	40.7%	66,123	26,912	93,035	0
100625	Admin Specialist 2	Fairbanks	FT	**	PERS - Classified	48.7%	26,042	12,682	38,724	0
100634	Administrative Professional 2	Fairbanks	FT	**	APT - Exempt Employees	40.7%	67,891	27,632	95,523	0
100654	Senior Administrator Officer	Fairbanks	FT	**	Sr. Administrator	26.2%	135,000	35,286	170,286	0
Total Position Costs							527,496	182,804	710,300	-

Full Time Positions: 7
Part Time Positions: -
Positions in Component: 7

Federal Receipts (1002) -
General Fund Receipts (1004) -
Interagency Receipts (1007) -
University Receipts (1048) 710,300
UA Intra-agency Transfers (1174) -
UA Funding 710,300

State of Alaska FY2021 Governor's Operating Budget

University of Alaska University of Alaska Anchorage CC Results Delivery Unit Budget Summary

University of Alaska Anchorage CC Results Delivery Unit

Contribution to Department's Mission

See University of Alaska Anchorage

Major RDU Accomplishments in 2019

See University of Alaska Anchorage

Key RDU Challenges

See University of Alaska Anchorage

Significant Changes in Results to be Delivered in FY2021

See University of Alaska Anchorage

Contact Information

Contact: Michelle Rizk, Vice President, University Relations

Phone: (907) 450-8187

E-mail: marizk@alaska.edu

**University of Alaska Anchorage CC
RDU Financial Summary by Component**

All dollars shown in thousands

	FY2019 Actuals				FY2020 Management Plan				FY2021 Governor			
	UGF+DGF Funds	Other Funds	Federal Funds	Total Funds	UGF+DGF Funds	Other Funds	Federal Funds	Total Funds	UGF+DGF Funds	Other Funds	Federal Funds	Total Funds
Formula Expenditures None.												
Non-Formula Expenditures												
Kenai Peninsula College	0.0	0.0	0.0	0.0	14,649.4	557.5	1,000.8	16,207.7	14,649.4	557.5	1,000.8	16,207.7
Kodiak College	0.0	0.0	0.0	0.0	4,864.6	331.8	367.7	5,564.1	4,864.6	331.8	367.7	5,564.1
Matanuska-Susitna College	0.0	0.0	0.0	0.0	12,963.9	172.3	245.0	13,381.2	12,963.9	172.3	245.0	13,381.2
Prince Wm Sound College	0.0	0.0	0.0	0.0	5,265.1	187.3	800.0	6,252.4	5,265.1	187.3	800.0	6,252.4
Totals	0.0	0.0	0.0	0.0	37,743.0	1,248.9	2,413.5	41,405.4	37,743.0	1,248.9	2,413.5	41,405.4

University of Alaska Anchorage CC
Summary of RDU Budget Changes by Component
From FY2020 Management Plan to FY2021 Governor

All dollars shown in thousands

	<u>Unrestricted Gen (UGF)</u>	<u>Designated Gen (DGF)</u>	<u>Other Funds</u>	<u>Federal Funds</u>	<u>Total Funds</u>
FY2020 Management Plan	15,827.8	21,915.2	1,248.9	2,413.5	41,405.4
FY2021 Governor	15,827.8	21,915.2	1,248.9	2,413.5	41,405.4

State of Alaska FY2021 Governor's Operating Budget

University of Alaska Kenai Peninsula College Component Budget Summary

Component: Kenai Peninsula College**Contribution to Department's Mission**

Kenai Peninsula College (KPC) is committed to excellence in education, training and life-long learning by offering accessible opportunities in a supportive environment.

KPC's strategic goals are to:

- Attract and retain highly qualified, innovative, culturally diverse and inspiring faculty and staff.
- Help students achieve their academic, workforce, professional and/or self-enrichment goals.
- Offer enhanced and expanded programs that meet both the current and future student needs.
- Support bipartite and tripartite faculty and student research, scholarship and creative activities.
- Provide supportive student services that promote student success in a safe stimulating learning environment to a culturally diverse student body.
- Provide the best equipped, aesthetically pleasing, and environmentally responsible facilities in the State.
- Integrate cutting edge technology to optimally support college function and growth.
- Provide responsible fiscal stewardship.
- Encourage students, faculty, and staff to contribute to their local and global community.
- Offer public programs and partnerships that meet both current and future needs of KPC's local and global community.

Core Services

- The Kenai Peninsula College (KPC) Kenai River Campus (KRC) offers two-year Associates of Arts and Associates of Applied Science degrees, as well as courses leading to vocational certificates. Some programs leading to baccalaureate degrees in Liberal Studies, Education, Psychology, Anthropology, and Fine Arts can be obtained at KPC. Other four-year degree programs are available at KPC via distance delivery through other University of Alaska campuses.
- KRC focuses on student success by providing academic advising, transfer information, financial aid assistance, career counseling and free tutoring. The college also serves students needing Adult Basic Education, GED tutoring and testing, English as a Second Language and literacy instruction.
- The Kachemak Bay Campus (KBC) in Homer delivers KPC's programs and services on the southern Kenai Peninsula. KBC offers academic courses leading to Associate of Arts and Associate of Applied Science degrees and vocational certificates in Office Management Technology and Small Business Management as well as a wide range of continuing education courses.
- The Resurrection Bay Extension Site in Seward offers general education requirement courses and personal enrichment classes utilizing high school classrooms and has an on-site coordinator at Seward High School who schedules these classes, hires adjunct faculty members, registers students and is available to answer questions.
- The Anchorage Extension Site at the University Center offers Associate of Applied Science degree programs in Process Technology, Industrial Process Instrumentation.
- The Kenai Peninsula Borough School District (KBBSD) Partnership allows students to take courses at lower costs as part of a career exploration process or to get a jump-start on their college education by taking some of the general education requirements common to most degree programs. Part of the tuition cost is covered by funding received from the Kenai Peninsula Borough.

Major Component Accomplishments in 2019

See University of Alaska Anchorage

Key Component Challenges

See University of Alaska Anchorage

Significant Changes in Results to be Delivered in FY2021

See University of Alaska Anchorage

Statutory and Regulatory Authority

No statutes and regulations.

Contact Information
<p>Contact: Michelle Rizk, Vice President, University Relations Phone: (907) 450-8187 E-mail: marizk@alaska.edu</p>

Kenai Peninsula College Personal Services Information					
Authorized Positions			Personal Services Costs		
	<u>FY2020</u> <u>Management</u> <u>Plan</u>	<u>FY2021</u> <u>Governor</u>			
			Annual Salaries		0
Full-time	99	99	Premium Pay		0
Part-time	5	5	Annual Benefits		0
Nonpermanent	0	0	Labor Pool(s)		0
			<i>Less % Vacancy Factor</i>		()
Totals	104	104	Total Personal Services		

Position Classification Summary					
Job Class Title	Anchorage	Fairbanks	Juneau	Others	Total
No personal services.					
Totals	0	0	0	0	0

Component Detail All Funds
University of Alaska

Component: Kenai Peninsula College (756)
RDU: University of Alaska Anchorage (235)

Non-Formula Component

	FY2019 Actuals	FY2020 Conference Committee	FY2020 Authorized	FY2020 Management Plan	FY2021 Governor	FY2020 Management Plan vs FY2021 Governor	
71000 Personal Services	10,147.0	0.0	0.0	0.0	0.0	0.0	0.0%
72000 Travel	109.5	0.0	0.0	0.0	0.0	0.0	0.0%
73000 Services	1,431.5	0.0	0.0	0.0	0.0	0.0	0.0%
74000 Commodities	666.3	0.0	0.0	0.0	0.0	0.0	0.0%
75000 Capital Outlay	766.5	0.0	0.0	0.0	0.0	0.0	0.0%
77000 Grants, Benefits	500.0	0.0	0.0	0.0	0.0	0.0	0.0%
78000 Miscellaneous	0.0	0.0	0.0	0.0	0.0	0.0	0.0%
Totals	13,620.8	0.0	0.0	0.0	0.0	0.0	0.0%
Fund Sources:							
1002 Fed Rcpts (Fed)	6.7	0.0	0.0	0.0	0.0	0.0	0.0%
1004 Gen Fund (UGF)	6,309.0	0.0	0.0	0.0	0.0	0.0	0.0%
1007 I/A Rcpts (Other)	154.5	0.0	0.0	0.0	0.0	0.0	0.0%
1048 Univ Rcpt (DGF)	6,861.4	0.0	0.0	0.0	0.0	0.0	0.0%
1151 VoTech Ed (DGF)	269.6	0.0	0.0	0.0	0.0	0.0	0.0%
1174 UA I/A (Other)	19.6	0.0	0.0	0.0	0.0	0.0	0.0%
Unrestricted General (UGF)	6,309.0	0.0	0.0	0.0	0.0	0.0	0.0%
Designated General (DGF)	7,131.0	0.0	0.0	0.0	0.0	0.0	0.0%
Other Funds	174.1	0.0	0.0	0.0	0.0	0.0	0.0%
Federal Funds	6.7	0.0	0.0	0.0	0.0	0.0	0.0%
Positions:							
Permanent Full Time	99	0	0	0	0	0	0.0%
Permanent Part Time	5	0	0	0	0	0	0.0%
Non Permanent	0	0	0	0	0	0	0.0%

Component Detail All Funds
University of Alaska

Component: Kenai Peninsula College (756)
RDU: University of Alaska Anchorage CC (699)

Non-Formula Component

	FY2019 Actuals	FY2020 Conference Committee	FY2020 Authorized	FY2020 Management Plan	FY2021 Governor	FY2020 Management Plan vs FY2021 Governor	
71000 Personal Services	0.0	10,582.9	10,582.9	10,536.6	10,536.6	0.0	0.0%
72000 Travel	0.0	130.9	130.9	157.7	157.7	0.0	0.0%
73000 Services	0.0	2,946.9	2,946.9	2,726.3	2,726.3	0.0	0.0%
74000 Commodities	0.0	1,888.2	1,888.2	2,084.5	2,084.5	0.0	0.0%
75000 Capital Outlay	0.0	272.9	272.9	240.9	240.9	0.0	0.0%
77000 Grants, Benefits	0.0	361.8	361.8	345.5	345.5	0.0	0.0%
78000 Miscellaneous	0.0	118.0	118.0	116.2	116.2	0.0	0.0%
Totals	0.0	16,301.6	16,301.6	16,207.7	16,207.7	0.0	0.0%
Fund Sources:							
1002 Fed Rcpts (Fed)	0.0	1,000.8	1,000.8	1,000.8	1,000.8	0.0	0.0%
1004 Gen Fund (UGF)	0.0	6,289.1	6,289.1	6,289.1	6,289.1	0.0	0.0%
1007 I/A Rcpts (Other)	0.0	489.3	489.3	489.3	489.3	0.0	0.0%
1048 Univ Rcpt (DGF)	0.0	8,186.7	8,186.7	8,186.7	8,186.7	0.0	0.0%
1151 VoTech Ed (DGF)	0.0	267.5	267.5	173.6	173.6	0.0	0.0%
1174 UA I/A (Other)	0.0	68.2	68.2	68.2	68.2	0.0	0.0%
Unrestricted General (UGF)	0.0	6,289.1	6,289.1	6,289.1	6,289.1	0.0	0.0%
Designated General (DGF)	0.0	8,454.2	8,454.2	8,360.3	8,360.3	0.0	0.0%
Other Funds	0.0	557.5	557.5	557.5	557.5	0.0	0.0%
Federal Funds	0.0	1,000.8	1,000.8	1,000.8	1,000.8	0.0	0.0%
Positions:							
Permanent Full Time	0	99	99	99	99	0	0.0%
Permanent Part Time	0	5	5	5	5	0	0.0%
Non Permanent	0	0	0	0	0	0	0.0%

Change Record Detail - Multiple Scenarios with Descriptions
University of Alaska

Component: Kenai Peninsula College (756)
RDU: University of Alaska Anchorage CC (699)

Scenario/Change Record Title	Trans Type	Totals	Personal Services	Travel	Services	Commodities	Capital Outlay	Grants, Benefits	Miscellaneous	Positions		NP
										PFT	PPT	
***** Changes From FY2020 Conference Committee To FY2020 Authorized *****												
FY2020 Conference Committee												
	ConfCom	16,301.6	10,582.9	130.9	2,946.9	1,888.2	272.9	361.8	118.0	99	5	0
1002 Fed Rcpts		1,000.8										
1004 Gen Fund		6,289.1										
1007 I/A Rcpts		489.3										
1048 Univ Rcpt		8,186.7										
1151 VoTech Ed		267.5										
1174 UA I/A		68.2										
Subtotal		16,301.6	10,582.9	130.9	2,946.9	1,888.2	272.9	361.8	118.0	99	5	0
***** Changes From FY2020 Authorized To FY2020 Management Plan *****												
Transfer Authority to Align with Distributions												
	Trout	-93.9	0.0	0.0	-93.9	0.0	0.0	0.0	0.0	0	0	0
1151 VoTech Ed		-93.9										
Transfers between allocations deemed necessary for FY2020.												
1151 Tech Voc Educ Program												
(93.9) Kenai Peninsula College												
(35.9) Kodiak College												
65.8 Matanuska-Susitna College												
(24.7) Prince William Sound College												
(20.0) Interior Alaska Campus												
(73.7) Kuskokwim Campus												
99.7 Northwest Campus												
99.6 UAF Community and Technical College												
(3.8) Juneau Campus												
(9.5) Ketchikan Campus												
(3.6) Sitka Campus												
Align Authority with Anticipated Expenditures												
	LIT	0.0	-46.3	26.8	-126.7	196.3	-32.0	-16.3	-1.8	0	0	0
Transfers within the allocation that University management and the Board of Regents have deemed necessary to accurately reflect revenue and expenditure levels for FY2020.												
Subtotal		16,207.7	10,536.6	157.7	2,726.3	2,084.5	240.9	345.5	116.2	99	5	0

Change Record Detail - Multiple Scenarios with Descriptions
University of Alaska

Component: Kenai Peninsula College (756)
RDU: University of Alaska Anchorage CC (699)

Scenario/Change Record Title	Trans Type	Totals	Personal Services	Travel	Services	Commodities	Capital Outlay	Grants, Benefits	Miscellaneous	Positions		
										PFT	PPT	NP
***** Changes From FY2020 Management Plan To FY2021 Governor *****												
	Totals	16,207.7	10,536.6	157.7	2,726.3	2,084.5	240.9	345.5	116.2	99	5	0

Personal Services Expenditure Detail
University of Alaska

Component: Kenai Peninsula College (756)
RDU: University of Alaska Anchorage (235)

Notes:

1. If a position is split, an asterisk (*) will appear in the Split/Count column. If the split position is also counted in the component, two asterisks (**) will appear in the column.
2. "Pool" PCN refers to UA temporary positions, such as adjunct faculty; student employees; and other non-permanent staff. Multiple incumbents share the same labor pool position number and pooled budget.

PCN	Job Class Title	Location	Time Status	Split/ Count	Employee Class	Benefit Rate	Annual Budgeted Salary	Annual Benefits	Total Costs	UGF Estimate
500001	Assistant Professor	Soldotna	FT		United Academics BU	29.8%	100	0	100	0
500002	Professor	Soldotna	FT		United Academics BU	29.8%	81,386	24,253	105,639	47,926
500003	Professor	Soldotna	FT		United Academics BU	29.8%	86,174	25,680	111,854	50,746
500004	Professor	Soldotna	FT		United Academics BU	29.8%	125,566	37,419	162,985	73,942
500006	Associate Professor	Soldotna	FT		United Academics BU	29.8%	70,995	21,157	92,152	41,807
500007	Assistant Professor	Soldotna	FT		United Academics BU	29.8%	58,309	17,376	75,685	34,337
500008	Term Asst Professor	Soldotna	FT		United Academics BU	29.8%	57,570	17,156	74,726	33,901
500010	Associate Professor	Soldotna	FT		United Academics BU	29.8%	94,894	28,278	123,172	55,881
500011	Student Svcs Manager 3	Soldotna	FT		APT - Exempt Employees	40.7%	82,138	33,430	115,568	52,431
500012	Associate Professor	Soldotna	FT		United Academics BU	29.8%	100	0	100	0
500013	Assistant Professor	Soldotna	FT		United Academics BU	29.8%	74,607	22,233	96,840	43,934
500014	Assistant Professor	Soldotna	FT		United Academics BU	29.8%	57,570	17,156	74,726	33,901
500015	Associate Professor	Soldotna	FT		United Academics BU	29.8%	73,651	21,948	95,599	43,371
500017	Associate Professor	Soldotna	FT		United Academics BU	29.8%	79,971	23,831	103,802	47,093
500018	Assistant Professor	Soldotna	FT		United Academics BU	29.8%	75,676	22,551	98,227	44,564
500019	Assistant Professor	Soldotna	FT		United Academics BU	29.8%	58,277	17,367	75,644	34,318
500021	Assistant Professor	Soldotna	FT		United Academics BU	29.8%	63,630	18,962	82,592	37,470
500022	Assistant Professor	Soldotna	FT		United Academics BU	29.8%	61,709	18,389	80,098	36,339
500023	Associate Professor	Soldotna	FT		United Academics BU	29.8%	108,048	32,198	140,246	63,627
500024	Associate Professor	Soldotna	FT		United Academics BU	29.8%	69,745	20,784	90,529	41,071
500026	Instructor	Soldotna	FT		United Academics BU	29.8%	57,570	17,156	74,726	33,901
500027	Professor	Soldotna	FT		United Academics BU	29.8%	85,395	25,448	110,843	50,287
500028	Associate Professor	Soldotna	FT		United Academics BU	29.8%	75,453	22,485	97,938	44,432
500030	Professor	Soldotna	FT		United Academics BU	29.8%	86,311	25,721	112,032	50,826
500031	Associate Professor	Soldotna	FT		United Academics BU	29.8%	100	0	100	0
500035	Associate Professor	Soldotna	PT		United Academics BU	29.8%	18,072	5,385	23,457	10,642
500071	Associate Professor	Soldotna	FT		United Academics BU	29.8%	85,278	25,413	110,691	50,218
500076	Assistant Professor	Soldotna	FT		United Academics BU	29.8%	100	0	100	0
500085	Term Asst Professor	Soldotna	FT		United Academics BU	29.8%	100	0	100	0
500086	Assistant Professor	Soldotna	FT		United Academics BU	29.8%	57,570	17,156	74,726	33,901

Personal Services Expenditure Detail
University of Alaska

Component: Kenai Peninsula College (756)
RDU: University of Alaska Anchorage (235)

Notes:

1. If a position is split, an asterisk (*) will appear in the Split/Count column. If the split position is also counted in the component, two asterisks (**) will appear in the column.
2. "Pool" PCN refers to UA temporary positions, such as adjunct faculty; student employees; and other non-permanent staff. Multiple incumbents share the same labor pool position number and pooled budget.

PCN	Job Class Title	Location	Time Status	Split/ Count	Employee Class	Benefit Rate	Annual Budgeted Salary	Annual Benefits	Total Costs	UGF Estimate
500105	Administrative Management 4	Soldotna	FT		APT - Exempt Employees	40.7%	123,567	50,292	173,859	78,876
500106	Administrative Management 2	Soldotna	FT		APT - Exempt Employees	40.7%	68,098	27,716	95,814	43,469
500107	Administrative Management 2	Soldotna	FT		APT - Exempt Employees	40.7%	76,613	31,181	107,794	48,904
500108	Comm Specialist 4 (NE)	Soldotna	FT		PERS - Classified	48.7%	76,613	37,311	113,924	51,685
500151	Admin Specialist 3	Soldotna	FT		APT - Exempt Employees	40.7%	38,618	15,718	54,336	24,651
500153	Admin Generalist 4	Soldotna	FT		PERS - Classified	48.7%	37,506	18,265	55,771	25,302
500154	Student Svcs Professional 2	Soldotna	FT		PERS - Classified	48.7%	50,468	24,578	75,046	34,047
500158	Fiscal Technician 2	Soldotna	FT		PERS - Classified	48.7%	25,337	12,339	37,676	17,093
500159	Fiscal Professional 2	Soldotna	FT		APT - Exempt Employees	40.7%	58,597	23,849	82,446	37,404
500160	Fiscal Technician 2	Soldotna	FT		PERS - Classified	48.7%	45,705	22,258	67,963	30,833
500163	Fiscal Technician 3	Soldotna	FT		PERS - Classified	48.7%	49,960	24,331	74,291	13,482
500164	Student Svcs Professional 2	Soldotna	FT		PERS - Classified	48.7%	44,812	21,823	66,635	15,115
500166	Library Technician 3	Soldotna	PT		PERS - Classified	48.7%	22,270	10,845	33,115	15,024
500167	Human Resources Technician 3	Soldotna	FT		PERS - Classified	48.7%	65,351	31,826	97,177	44,087
500170	Student Svcs Professional 2	Soldotna	FT		PERS - Classified	48.7%	54,660	26,619	81,279	36,875
500181	Research Technician 4	Soldotna	FT		PERS - Classified	48.7%	34,550	16,826	51,376	23,308
500184	IS Manager 1	Soldotna	FT		APT - Exempt Employees	40.7%	71,469	29,088	100,557	45,620
500185	Student Svcs Technician 2	Soldotna	FT		PERS - Classified	48.7%	41,365	20,145	61,510	13,952
500186	Associate Professor	Soldotna	FT		United Academics BU	29.8%	69,049	20,577	89,626	40,661
500187	Assistant Professor	Soldotna	FT		United Academics BU	29.8%	100	0	100	0
500188	Associate Director/Faculty	Soldotna	FT		Non-Represented Faculty	26.2%	93,131	24,400	117,531	53,321
500189	Associate Professor	Soldotna	FT		United Academics BU	29.8%	71,005	21,159	92,164	41,813
500192	Admin Specialist 1	Soldotna	PT		PERS - Classified	48.7%	19,151	9,327	28,478	12,920
500205	Fiscal Technician 2	Soldotna	FT		PERS - Classified	48.7%	42,170	20,537	62,707	28,449
500206	Fac Svcs-MO&U Supervisor 4	Soldotna	FT		APT - Exempt Employees	40.7%	61,561	25,055	86,616	39,296
500209	Crafts & Trades III (CT3)	Soldotna	FT		AHECTE- Labor Trades & Crafts	44.5%	71,369	31,759	103,128	46,787
500210	Maint Service Worker IV (MSW4)	Soldotna	FT		AHECTE- Labor Trades & Crafts	44.5%	41,605	18,514	60,119	27,275
500215	Communications Specialist 2	Soldotna	FT		PERS - Classified	48.7%	38,029	18,520	56,549	25,655
500216	Admin Specialist 1	Soldotna	FT		PERS - Classified	48.7%	48,034	23,393	71,427	32,405
500220	Admin Generalist 2	Soldotna	FT		PERS - Classified	48.7%	28,142	13,705	41,847	0

Personal Services Expenditure Detail
University of Alaska

Component: Kenai Peninsula College (756)
RDU: University of Alaska Anchorage (235)

Notes:

1. If a position is split, an asterisk (*) will appear in the Split/Count column. If the split position is also counted in the component, two asterisks (**) will appear in the column.
2. "Pool" PCN refers to UA temporary positions, such as adjunct faculty; student employees; and other non-permanent staff. Multiple incumbents share the same labor pool position number and pooled budget.

PCN	Job Class Title	Location	Time Status	Split/ Count	Employee Class	Benefit Rate	Annual	Annual	Total	UGF
							Budgeted Salary	Benefits	Costs	Estimate
500221	Admin Generalist 2	Soldotna	PT		PERS - Classified	48.7%	100	0	100	0
500222	IS Net Technician 7	Soldotna	FT		PERS - Classified	48.7%	55,189	26,877	82,066	37,231
500223	Student Svcs Technician 2	Soldotna	FT		PERS - Classified	48.7%	41,365	20,145	61,510	27,906
500224	Fiscal Technician 2	Soldotna	FT		PERS - Classified	48.7%	40,942	19,939	60,881	27,620
500225	Admin Generalist 4	Soldotna	FT		PERS - Classified	48.7%	31,744	15,459	47,203	21,415
500226	Maint Service Workr III (MSW3)	Soldotna	FT		AHECTE- Labor Trades & Crafts	44.5%	36,973	16,453	53,426	24,238
500227	Maintenance Serv Worker (MSW1)	Soldotna	FT		AHECTE- Labor Trades & Crafts	44.5%	28,495	12,680	41,175	14,010
500228	Associate Professor	Soldotna	FT		United Academics BU	29.8%	91,358	27,225	118,583	53,798
500229	Assistant Professor	Soldotna	FT		United Academics BU	29.8%	100	0	100	0
500300	Instructional Designer 4	Soldotna	FT		APT - Exempt Employees	40.7%	73,650	29,976	103,626	47,013
500301	Assistant Professor	Soldotna	FT		United Academics BU	29.8%	62,620	18,661	81,281	36,875
500302	IS Net Technician 7	Soldotna	FT		PERS - Classified	48.7%	54,660	26,619	81,279	36,875
500303	Instructional Designer 2	Soldotna	FT		PERS - Classified	48.7%	46,230	22,514	68,744	31,188
500304	IS Net Technician 5	Soldotna	FT		PERS - Classified	48.7%	46,150	22,475	68,625	31,134
500305	IS Net Technician 6	Soldotna	FT		PERS - Classified	48.7%	32,179	15,671	47,850	21,709
500306	Student Svcs Professional 3	Soldotna	FT		APT - Exempt Employees	40.7%	55,189	22,462	77,651	35,228
500307	Crafts & Trades I (CT1)	Soldotna	FT		AHECTE- Labor Trades & Crafts	44.5%	100	0	100	0
500308	Student Svcs Manager 1	Soldotna	FT		APT - Exempt Employees	40.7%	60,376	24,573	84,949	0
500309	Stu Svcs Profess 2 (Exempt)	Soldotna	FT		APT - Exempt Employees	40.7%	50,468	20,540	71,008	0
500310	Admin Generalist 3	Soldotna	FT		PERS - Classified	48.7%	24,660	12,009	36,669	8,318
500311	Training & Development 4	Soldotna	PT		APT - Exempt Employees	40.7%	100	0	100	0
500312	Student Svcs Professional 2	Soldotna	FT		PERS - Classified	48.7%	50,468	24,578	75,046	13,619
500313	IS Net Technician 6	Soldotna	FT		PERS - Classified	48.7%	34,552	16,827	51,379	23,309
500314	Admin Generalist 3	Soldotna	FT		PERS - Classified	48.7%	12,892	6,278	19,170	8,697
500315	Training & Development 4	Soldotna	FT		APT - Exempt Employees	40.7%	41,485	16,884	58,369	0
500316	Admin Specialist 3	Soldotna	FT		APT - Exempt Employees	40.7%	24,014	9,774	33,788	11,496
500317	Student Svcs Professional 1	Soldotna	FT		PERS - Classified	48.7%	30,949	15,072	46,021	12,319
500318	Physical Health Provider 3	Soldotna	FT		APT - Exempt Employees	40.7%	31,733	12,915	44,648	0
500319	Student Svcs Professional 1	Soldotna	FT		PERS - Classified	48.7%	49,960	24,331	74,291	0
500320	Training & Development 2	Soldotna	FT		PERS - Classified	48.7%	24,859	12,106	36,965	5,534

Personal Services Expenditure Detail
University of Alaska

Component: Kenai Peninsula College (756)
RDU: University of Alaska Anchorage (235)

Notes:

1. If a position is split, an asterisk (*) will appear in the Split/Count column. If the split position is also counted in the component, two asterisks (**) will appear in the column.
2. "Pool" PCN refers to UA temporary positions, such as adjunct faculty; student employees; and other non-permanent staff. Multiple incumbents share the same labor pool position number and pooled budget.

PCN	Job Class Title	Location	Time Status	Split/Count	Employee Class	Benefit Rate	Annual Budgeted Salary	Annual Benefits	Total Costs	UGF Estimate
500321	Maint Service Workr III (MSW3)	Soldotna	FT		AHECTE- Labor Trades & Crafts	44.5%	40,013	17,806	57,819	26,231
500322	Student Svcs Technician 1	Soldotna	FT		PERS - Classified	48.7%	22,480	10,948	33,428	15,165
500323	Library Technician 2	Soldotna	FT		PERS - Classified	48.7%	24,024	11,700	35,724	6,483
500324	IS Net Technician 5	Soldotna	FT		PERS - Classified	48.7%	50,469	24,578	75,047	34,047
500477	Assistant Professor	Soldotna	FT		United Academics BU	29.8%	61,610	18,360	79,970	36,280
500478	Student Svcs Manager 1	Soldotna	FT		APT - Exempt Employees	40.7%	52,741	21,466	74,207	33,666
500479	Admin Generalist 3	Soldotna	FT		PERS - Classified	48.7%	47,060	22,918	69,978	31,748
500480	Student Svcs Technician 3	Soldotna	FT		PERS - Classified	48.7%	45,705	22,258	67,963	30,833
500496	Director (Admin)	Soldotna	FT		Sr. Administrator	26.2%	146,958	38,503	185,461	84,139
500497	Admin Specialist 3 (NonExempt)	Soldotna	FT		PERS - Classified	48.7%	63,403	30,877	94,280	42,773
500498	Associate Professor	Soldotna	FT		United Academics BU	29.8%	84,944	25,313	110,257	50,021
500499	Associate Professor	Soldotna	FT		United Academics BU	29.8%	100	0	100	0
500500	Maint Service Worker II (MSW2)	Soldotna	FT		AHECTE- Labor Trades & Crafts	44.5%	25,760	11,463	37,223	16,887
500501	Student Svcs Professional 2	Soldotna	FT		PERS - Classified	48.7%	49,960	24,331	74,291	0
POOL	Adjunct Faculty	Soldotna	PT	*	Non-Represented Adjunct Faculty	0.0%	232,376	9,466	241,842	109,718
POOL	Adjunct Faculty	Soldotna	PT		UNAD Adjunct Faculty	10.9%	1,133,649	46,505	1,180,154	535,409
POOL	UA Labor Pool	Soldotna	PT	*	Labor Pool	0.0%	1,846,394	0	1,846,394	779,030
Total Position Costs							8,476,177	2,060,423	10,536,600	4,401,135

Full Time Positions: 99
Part Time Positions: 5
Positions in Component: 104

Federal Receipts (1002) 353,611
General Fund Receipts (1004) 4,401,135
Interagency Receipts (1007) 172,883
University Receipts (1048) 5,571,708
UA Intra-agency Transfers (1174) 37,263
UA Funding 10,536,600

State of Alaska FY2021 Governor's Operating Budget

University of Alaska Kodiak College Component Budget Summary

Component: Kodiak College

Contribution to Department's Mission

Kodiak College (KOC), established in 1968, is the only public institution of higher learning on Kodiak Island. Kodiak College serves the City of Kodiak, the largest U.S. Coast Guard base in the nation, and seven remote Alaska Native village communities, six of which are accessible only by boat or small plane.

The vision for Kodiak College is to be Kodiak Island's first choice as a vibrant gathering place for learners.

Core values for Kodiak College include: diversity, equity, respect, knowledge and expertise, lifelong learning, and service and engagement.

Core Services

- Offers the Associate of Arts General Program degree, which students typically use as a transfer degree to other UA campuses.
- Offers Associate of Applied Science degrees and undergraduate certificates; all are fields considered to be in high demand for 21st century workers: General Business, Accounting, and Technology with a Welding concentration.
- Prepares and places clerical and office workers in many of the area's businesses, nonprofits, and government offices through the Occupational Endorsement Certificates in the Computer Information and Office Systems program.
- Supports the Associate of Applied Science in Registered Nursing degree through collaboration between Kodiak College and the School of Nursing, UAA.
- Supports the Bachelor of Elementary Education and Bachelor of Liberal Studies degrees through collaboration between Kodiak and the College of Education, UAA.
- Provides support for eLearning students with free public computers, audio-visual connective meeting rooms, and a consortium library with over 50,000 volumes and full access to the complete UA database online and an increasing number of distance education. Provides Adult and Basic Education and English as a Second Language programs.
- Provides non-credit community education for personal enrichment and workforce development.
- Provides non-credit vessel maintenance and repair courses, and other non-credit maritime related training to promote safety and workforce development for the Kodiak based fishing fleet.
- Provides Certified Nursing Assistant training on an annual basis to support local healthcare industry needs.

Major Component Accomplishments in 2019

See University of Alaska Anchorage

Key Component Challenges

See University of Alaska Anchorage

Significant Changes in Results to be Delivered in FY2021

See University of Alaska Anchorage

Statutory and Regulatory Authority

No statutes and regulations.

Contact Information

Contact: Michelle Rizk, Vice President, University Relations
Phone: (907) 450-8187
E-mail: marizk@alaska.edu

Kodiak College Personal Services Information				
Authorized Positions			Personal Services Costs	
	<u>FY2020</u> <u>Management</u> <u>Plan</u>	<u>FY2021</u> <u>Governor</u>		
Full-time	31	31	Annual Salaries	0
Part-time	5	5	Premium Pay	0
Nonpermanent	0	0	Annual Benefits	0
			Labor Pool(s)	0
			<i>Less % Vacancy Factor</i>	()
Totals	36	36	Total Personal Services	

Position Classification Summary					
Job Class Title	Anchorage	Fairbanks	Juneau	Others	Total
No personal services.					
Totals	0	0	0	0	0

Component Detail All Funds
University of Alaska

Component: Kodiak College (757)
RDU: University of Alaska Anchorage (235)

Non-Formula Component

	FY2019 Actuals	FY2020 Conference Committee	FY2020 Authorized	FY2020 Management Plan	FY2021 Governor	FY2020 Management Plan vs FY2021 Governor	
71000 Personal Services	3,207.3	0.0	0.0	0.0	0.0	0.0	0.0%
72000 Travel	55.2	0.0	0.0	0.0	0.0	0.0	0.0%
73000 Services	348.5	0.0	0.0	0.0	0.0	0.0	0.0%
74000 Commodities	307.7	0.0	0.0	0.0	0.0	0.0	0.0%
75000 Capital Outlay	101.0	0.0	0.0	0.0	0.0	0.0	0.0%
77000 Grants, Benefits	134.5	0.0	0.0	0.0	0.0	0.0	0.0%
78000 Miscellaneous	38.2	0.0	0.0	0.0	0.0	0.0	0.0%
Totals	4,192.4	0.0	0.0	0.0	0.0	0.0	0.0%
Fund Sources:							
1004 Gen Fund (UGF)	2,420.0	0.0	0.0	0.0	0.0	0.0	0.0%
1007 I/A Rcpts (Other)	158.3	0.0	0.0	0.0	0.0	0.0	0.0%
1048 Univ Rcpt (DGF)	1,508.9	0.0	0.0	0.0	0.0	0.0	0.0%
1151 VoTech Ed (DGF)	105.2	0.0	0.0	0.0	0.0	0.0	0.0%
Unrestricted General (UGF)	2,420.0	0.0	0.0	0.0	0.0	0.0	0.0%
Designated General (DGF)	1,614.1	0.0	0.0	0.0	0.0	0.0	0.0%
Other Funds	158.3	0.0	0.0	0.0	0.0	0.0	0.0%
Federal Funds	0.0	0.0	0.0	0.0	0.0	0.0	0.0%
Positions:							
Permanent Full Time	31	0	0	0	0	0	0.0%
Permanent Part Time	5	0	0	0	0	0	0.0%
Non Permanent	0	0	0	0	0	0	0.0%

Component Detail All Funds
University of Alaska

Component: Kodiak College (757)
RDU: University of Alaska Anchorage CC (699)

Non-Formula Component

	FY2019 Actuals	FY2020 Conference Committee	FY2020 Authorized	FY2020 Management Plan	FY2021 Governor	FY2020 Management Plan vs FY2021 Governor	
71000 Personal Services	0.0	3,979.3	3,979.3	3,968.4	3,968.4	0.0	0.0%
72000 Travel	0.0	59.6	59.6	59.6	59.6	0.0	0.0%
73000 Services	0.0	774.1	774.1	773.2	773.2	0.0	0.0%
74000 Commodities	0.0	525.8	525.8	500.8	500.8	0.0	0.0%
75000 Capital Outlay	0.0	47.3	47.3	47.3	47.3	0.0	0.0%
77000 Grants, Benefits	0.0	194.8	194.8	194.8	194.8	0.0	0.0%
78000 Miscellaneous	0.0	19.1	19.1	20.0	20.0	0.0	0.0%
Totals	0.0	5,600.0	5,600.0	5,564.1	5,564.1	0.0	0.0%
Fund Sources:							
1002 Fed Rcpts (Fed)	0.0	367.7	367.7	367.7	367.7	0.0	0.0%
1004 Gen Fund (UGF)	0.0	2,303.3	2,303.3	2,303.3	2,303.3	0.0	0.0%
1007 I/A Rcpts (Other)	0.0	323.5	323.5	323.5	323.5	0.0	0.0%
1048 Univ Rcpt (DGF)	0.0	2,489.4	2,489.4	2,489.4	2,489.4	0.0	0.0%
1151 VoTech Ed (DGF)	0.0	107.8	107.8	71.9	71.9	0.0	0.0%
1174 UA I/A (Other)	0.0	8.3	8.3	8.3	8.3	0.0	0.0%
Unrestricted General (UGF)	0.0	2,303.3	2,303.3	2,303.3	2,303.3	0.0	0.0%
Designated General (DGF)	0.0	2,597.2	2,597.2	2,561.3	2,561.3	0.0	0.0%
Other Funds	0.0	331.8	331.8	331.8	331.8	0.0	0.0%
Federal Funds	0.0	367.7	367.7	367.7	367.7	0.0	0.0%
Positions:							
Permanent Full Time	0	31	31	31	31	0	0.0%
Permanent Part Time	0	5	5	5	5	0	0.0%
Non Permanent	0	0	0	0	0	0	0.0%

Change Record Detail - Multiple Scenarios with Descriptions
University of Alaska

Component: Kodiak College (757)
RDU: University of Alaska Anchorage CC (699)

Scenario/Change Record Title	Trans Type	Totals	Personal Services	Travel	Services	Commodities	Capital Outlay	Grants, Benefits	Miscellaneous	Positions		NP
										PFT	PPT	
***** Changes From FY2020 Conference Committee To FY2020 Authorized *****												
FY2020 Conference Committee												
	ConfCom	5,600.0	3,979.3	59.6	774.1	525.8	47.3	194.8	19.1	31	5	0
1002 Fed Rcpts		367.7										
1004 Gen Fund		2,303.3										
1007 I/A Rcpts		323.5										
1048 Univ Rcpt		2,489.4										
1151 VoTech Ed		107.8										
1174 UA I/A		8.3										
Subtotal		5,600.0	3,979.3	59.6	774.1	525.8	47.3	194.8	19.1	31	5	0
***** Changes From FY2020 Authorized To FY2020 Management Plan *****												
Transfer Authority to Align with Distributions												
	Trout	-35.9	0.0	0.0	-35.9	0.0	0.0	0.0	0.0	0	0	0
1151 VoTech Ed		-35.9										
Transfers between allocations deemed necessary for FY2020.												
1151 Tech Voc Educ Program												
(93.9) Kenai Peninsula College												
(35.9) Kodiak College												
65.8 Matanuska-Susitna College												
(24.7) Prince William Sound College												
(20.0) Interior Alaska Campus												
(73.7) Kuskokwim Campus												
99.7 Northwest Campus												
99.6 UAF Community and Technical College												
(3.8) Juneau Campus												
(9.5) Ketchikan Campus												
(3.6) Sitka Campus												
Align Authority with Anticipated Expenditures												
	LIT	0.0	-10.9	0.0	35.0	-25.0	0.0	0.0	0.9	0	0	0
Transfers within the allocation that University management and the Board of Regents have deemed necessary to accurately reflect revenue and expenditure levels for FY2020.												
Subtotal		5,564.1	3,968.4	59.6	773.2	500.8	47.3	194.8	20.0	31	5	0

Change Record Detail - Multiple Scenarios with Descriptions
University of Alaska

Component: Kodiak College (757)
RDU: University of Alaska Anchorage CC (699)

Scenario/Change Record Title	Trans Type	Totals	Personal Services	Travel	Services	Commodities	Capital Outlay	Grants, Benefits	Miscellaneous	Positions		
										PFT	PPT	NP
***** Changes From FY2020 Management Plan To FY2021 Governor *****												
	Totals	5,564.1	3,968.4	59.6	773.2	500.8	47.3	194.8	20.0	31	5	0

Personal Services Expenditure Detail
University of Alaska

Component: Kodiak College (757)

RDU: University of Alaska Anchorage (235)

Notes:

1. If a position is split, an asterisk (*) will appear in the Split/Count column. If the split position is also counted in the component, two asterisks (**) will appear in the column.

2. "Pool" PCN refers to UA temporary positions, such as adjunct faculty; student employees; and other non-permanent staff. Multiple incumbents share the same labor pool position number and pooled budget.

PCN	Job Class Title	Location	Time Status	Split/ Count	Employee Class	Benefit Rate	Annual Budgeted Salary	Annual Benefits	Total Costs	UGF Estimate
540001	Director (Admin)	Kodiak	FT		Sr. Administrator	26.2%	122,132	31,999	154,131	76,610
540002	Assistant Professor	Kodiak	FT		United Academics BU	29.8%	67,581	20,139	87,720	43,601
540009	Admin Specialist 2	Kodiak	FT		PERS - Classified	48.7%	59,571	29,011	88,582	44,029
540012	Admin Specialist 3	Kodiak	FT		APT - Exempt Employees	40.7%	59,571	24,245	83,816	41,660
540014	Associate Professor	Kodiak	FT		United Academics BU	29.8%	76,191	22,705	98,896	49,156
540015	Fiscal Technician 3	Kodiak	FT		PERS - Classified	48.7%	49,833	24,269	74,102	36,832
540030	Library Professional 2	Kodiak	FT		APT - Exempt Employees	40.7%	48,450	19,719	68,169	33,883
540032	Library Technician 2	Kodiak	PT		PERS - Classified	48.7%	14,653	7,136	21,789	10,830
540043	Student Svcs Professional 2	Kodiak	PT		PERS - Classified	48.7%	100	0	100	0
540044	Student Svcs Professional 2	Kodiak	FT		PERS - Classified	48.7%	55,549	27,052	82,601	41,056
540061	Crafts & Trades III (CT3)	Kodiak	FT		AHECTE- Labor Trades & Crafts	44.5%	77,783	34,613	112,396	55,866
540062	Maintenance Serv Worker (MSW1)	Kodiak	FT		AHECTE- Labor Trades & Crafts	44.5%	36,554	16,267	52,821	26,254
540064	Term Asst Professor	Kodiak	FT		United Academics BU	29.8%	59,714	17,795	77,509	38,525
540103	Associate Professor	Kodiak	FT		United Academics BU	29.8%	72,758	21,682	94,440	46,941
540104	Professor	Kodiak	FT		United Academics BU	29.8%	92,928	27,693	120,621	59,954
540121	Media Services Technician	Kodiak	PT		PERS - Classified	48.7%	100	0	100	0
540123	Associate Professor	Kodiak	FT		United Academics BU	29.8%	79,300	23,631	102,931	40,929
540143	IS Net Technician 7	Kodiak	FT		PERS - Classified	48.7%	81,863	39,867	121,730	60,505
540145	Term Asst Professor	Kodiak	FT		United Academics BU	29.8%	69,028	20,570	89,598	44,534
540147	Term Asst Professor	Kodiak	FT		United Academics BU	29.8%	58,686	17,488	76,174	37,862
540150	Student Svcs Professional 3	Kodiak	FT		APT - Exempt Employees	40.7%	43,201	17,583	60,784	0
540152	Maint Service Worker II (MSW2)	Kodiak	FT		AHECTE- Labor Trades & Crafts	44.5%	21,505	9,570	31,075	15,445
540154	Administrative Professional 3	Kodiak	PT		APT - Exempt Employees	40.7%	100	0	100	0
540202	Assistant Professor	Kodiak	FT		United Academics BU	29.8%	79,032	23,552	102,584	50,988
540223	Student Svcs Technician 1	Kodiak	PT		PERS - Classified	48.7%	100	0	100	0
540225	Admin Generalist 4	Kodiak	FT		PERS - Classified	48.7%	49,833	24,269	74,102	36,832
540226	Associate Professor	Kodiak	FT		United Academics BU	29.8%	81,349	24,242	105,591	52,483
540227	Term Asst Professor	Kodiak	FT		United Academics BU	29.8%	66,481	19,811	86,292	42,891
540228	Associate Professor	Kodiak	FT		United Academics BU	29.8%	78,069	23,265	101,334	50,367
540232	Training & Development 4	Kodiak	FT		APT - Exempt Employees	40.7%	51,017	20,764	71,781	35,678

Personal Services Expenditure Detail
University of Alaska

Component: Kodiak College (757)
RDU: University of Alaska Anchorage (235)

Notes:

1. If a position is split, an asterisk (*) will appear in the Split/Count column. If the split position is also counted in the component, two asterisks (**) will appear in the column.
2. "Pool" PCN refers to UA temporary positions, such as adjunct faculty; student employees; and other non-permanent staff. Multiple incumbents share the same labor pool position number and pooled budget.

PCN	Job Class Title	Location	Time Status	Split/Count	Employee Class	Benefit Rate	Annual Budgeted Salary	Annual Benefits	Total Costs	UGF Estimate	
540252	Student Svcs Professional 1	Kodiak	FT		PERS - Classified	48.7%	50,299	24,496	74,795	37,176	
540253	Fiscal Technician 2	Kodiak	FT		PERS - Classified	48.7%	44,202	21,526	65,728	32,670	
540254	Fiscal Technician 2	Kodiak	FT		PERS - Classified	48.7%	44,202	21,526	65,728	32,670	
540322	Instructional Designer 3	Kodiak	FT		APT - Exempt Employees	40.7%	100	0	100	0	
540401	Professor	Kodiak	FT		United Academics BU	29.8%	89,757	26,748	116,505	57,908	
540421	IS Net Technician 7	Kodiak	FT		PERS - Classified	48.7%	53,144	25,881	79,025	39,279	
POOL	Adjunct Faculty	Kodiak	PT	*	Non-Represented Adjunct Faculty	0.0%	46,921	1,919	48,840	24,276	
POOL	Adjunct Faculty	Kodiak	PT		UNAD Adjunct Faculty	10.9%	238,532	9,643	248,175	123,354	
POOL	UA Labor Pool	Kodiak	PT	*	Labor Pool	0.0%	1,027,535	0	1,027,535	490,301	
Total Position Costs							3,247,725	720,675	3,968,400	1,911,346	
Full Time Positions:				31							
Part Time Positions:				5							
Positions in Component:				36							
								Federal Receipts (1002)	58,182		
								General Fund Receipts (1004)	1,911,346		
								Interagency Receipts (1007)	51,188		
								University Receipts (1048)	1,940,797		
								UA Intra-agency Transfers (1174)	6,888		
								UA Funding	3,968,400		

**State of Alaska
FY2021 Governor's Operating Budget**

**University of Alaska
Matanuska-Susitna College
Component Budget Summary**

Component: Matanuska-Susitna College

Contribution to Department's Mission

Matanuska-Susitna College (MSC), an extended campus of the University of Alaska Anchorage, primarily serves the Matanuska-Susitna Borough. The mission of the college reflects a desire to build on the strengths of the history of the state, its diverse languages and cultures, and individual experiences of the students. MSC's curriculum offers well-developed general education components, allows students to pursue individual interests, and offers a meaningful variety of certificate, associate, and baccalaureate degree programs. The college faculty and staff are dedicated to providing an atmosphere conducive to the free exchange of ideas and to the principles of academic freedom.

The college is also dedicated to providing excellent, life-long learning opportunities for all adults, including workforce development and community education offerings. The college's open enrollment policy, instructional methods dedicated to a variety of learning styles, and a comprehensive range of student services are essential to its missions.

Core Services

- MSC offers Certificates in: Cisco-Certified Network Associate; Commercial Refrigeration Systems; Residential and Light Commercial Heating and Ventilation; Refrigeration and Heating Technology.
- MSC offers Associate of Applied Science degrees in: Accounting; Computer Systems Technology; General Business; Human Services; Paramedical Technology; Refrigeration and Heating Technology.
- MSC offers the Associate of Arts degree in General Education.

Major Component Accomplishments in 2019

See University of Alaska Anchorage

Key Component Challenges

See University of Alaska Anchorage

Significant Changes in Results to be Delivered in FY2021

See University of Alaska Anchorage

Statutory and Regulatory Authority

No statutes and regulations.

Contact Information

Contact: Michelle Rizk, Vice President, University Relations
Phone: (907) 450-8187
E-mail: marizk@alaska.edu

Matanuska-Susitna College Personal Services Information				
Authorized Positions			Personal Services Costs	
	<u>FY2020</u> <u>Management</u> <u>Plan</u>	<u>FY2021</u> <u>Governor</u>		
			Annual Salaries	0
Full-time	73	73	Premium Pay	0
Part-time	2	2	Annual Benefits	0
Nonpermanent	0	0	Labor Pool(s)	0
			<i>Less % Vacancy Factor</i>	<i>()</i>
Totals	75	75	Total Personal Services	

Position Classification Summary					
Job Class Title	Anchorage	Fairbanks	Juneau	Others	Total
No personal services.					
Totals	0	0	0	0	0

Component Detail All Funds
University of Alaska

Component: Matanuska-Susitna College (758)
RDU: University of Alaska Anchorage (235)

Non-Formula Component

	FY2019 Actuals	FY2020 Conference Committee	FY2020 Authorized	FY2020 Management Plan	FY2021 Governor	FY2020 Management Plan vs FY2021 Governor
71000 Personal Services	7,180.7	0.0	0.0	0.0	0.0	0.0 0.0%
72000 Travel	17.9	0.0	0.0	0.0	0.0	0.0 0.0%
73000 Services	949.7	0.0	0.0	0.0	0.0	0.0 0.0%
74000 Commodities	577.4	0.0	0.0	0.0	0.0	0.0 0.0%
75000 Capital Outlay	288.2	0.0	0.0	0.0	0.0	0.0 0.0%
77000 Grants, Benefits	295.3	0.0	0.0	0.0	0.0	0.0 0.0%
78000 Miscellaneous	0.0	0.0	0.0	0.0	0.0	0.0 0.0%
Totals	9,309.2	0.0	0.0	0.0	0.0	0.0 0.0%
Fund Sources:						
1004 Gen Fund (UGF)	4,652.1	0.0	0.0	0.0	0.0	0.0 0.0%
1048 Univ Rcpt (DGF)	4,490.1	0.0	0.0	0.0	0.0	0.0 0.0%
1151 VoTech Ed (DGF)	157.3	0.0	0.0	0.0	0.0	0.0 0.0%
1174 UA I/A (Other)	9.7	0.0	0.0	0.0	0.0	0.0 0.0%
Unrestricted General (UGF)	4,652.1	0.0	0.0	0.0	0.0	0.0 0.0%
Designated General (DGF)	4,647.4	0.0	0.0	0.0	0.0	0.0 0.0%
Other Funds	9.7	0.0	0.0	0.0	0.0	0.0 0.0%
Federal Funds	0.0	0.0	0.0	0.0	0.0	0.0 0.0%
Positions:						
Permanent Full Time	73	0	0	0	0	0 0.0%
Permanent Part Time	2	0	0	0	0	0 0.0%
Non Permanent	0	0	0	0	0	0 0.0%

Component Detail All Funds
University of Alaska

Component: Matanuska-Susitna College (758)
RDU: University of Alaska Anchorage CC (699)

Non-Formula Component

	FY2019 Actuals	FY2020 Conference Committee	FY2020 Authorized	FY2020 Management Plan	FY2021 Governor	FY2020 Management Plan vs FY2021 Governor	
71000 Personal Services	0.0	9,244.8	9,244.8	9,205.9	9,205.9	0.0	0.0%
72000 Travel	0.0	40.7	40.7	57.6	57.6	0.0	0.0%
73000 Services	0.0	2,743.5	2,743.5	2,861.3	2,861.3	0.0	0.0%
74000 Commodities	0.0	745.7	745.7	770.0	770.0	0.0	0.0%
75000 Capital Outlay	0.0	135.8	135.8	156.0	156.0	0.0	0.0%
77000 Grants, Benefits	0.0	375.0	375.0	300.0	300.0	0.0	0.0%
78000 Miscellaneous	0.0	29.9	29.9	30.4	30.4	0.0	0.0%
Totals	0.0	13,315.4	13,315.4	13,381.2	13,381.2	0.0	0.0%
Fund Sources:							
1002 Fed Rcpts (Fed)	0.0	245.0	245.0	245.0	245.0	0.0	0.0%
1004 Gen Fund (UGF)	0.0	4,568.7	4,568.7	4,568.7	4,568.7	0.0	0.0%
1007 I/A Rcpts (Other)	0.0	122.3	122.3	122.3	122.3	0.0	0.0%
1048 Univ Rcpt (DGF)	0.0	8,172.1	8,172.1	8,172.1	8,172.1	0.0	0.0%
1151 VoTech Ed (DGF)	0.0	157.3	157.3	223.1	223.1	0.0	0.0%
1174 UA I/A (Other)	0.0	50.0	50.0	50.0	50.0	0.0	0.0%
Unrestricted General (UGF)	0.0	4,568.7	4,568.7	4,568.7	4,568.7	0.0	0.0%
Designated General (DGF)	0.0	8,329.4	8,329.4	8,395.2	8,395.2	0.0	0.0%
Other Funds	0.0	172.3	172.3	172.3	172.3	0.0	0.0%
Federal Funds	0.0	245.0	245.0	245.0	245.0	0.0	0.0%
Positions:							
Permanent Full Time	0	73	73	73	73	0	0.0%
Permanent Part Time	0	2	2	2	2	0	0.0%
Non Permanent	0	0	0	0	0	0	0.0%

Change Record Detail - Multiple Scenarios with Descriptions
University of Alaska

Component: Matanuska-Susitna College (758)
RDU: University of Alaska Anchorage CC (699)

Scenario/Change Record Title	Trans Type	Totals	Personal Services	Travel	Services	Commodities	Capital Outlay	Grants, Benefits	Miscellaneous	Positions		NP
										PFT	PPT	
***** Changes From FY2020 Conference Committee To FY2020 Authorized *****												
FY2020 Conference Committee												
ConfCom		13,315.4	9,244.8	40.7	2,743.5	745.7	135.8	375.0	29.9	73	2	0
1002 Fed Rcpts		245.0										
1004 Gen Fund		4,568.7										
1007 I/A Rcpts		122.3										
1048 Univ Rcpt		8,172.1										
1151 VoTech Ed		157.3										
1174 UA I/A		50.0										
Subtotal		13,315.4	9,244.8	40.7	2,743.5	745.7	135.8	375.0	29.9	73	2	0
***** Changes From FY2020 Authorized To FY2020 Management Plan *****												
Transfer Authority to Align with Distributions												
Trin		65.8	0.0	0.0	65.8	0.0	0.0	0.0	0.0	0	0	0
1151 VoTech Ed		65.8										
Transfers between allocations deemed necessary for FY2020.												
1151 Tech Voc Educ Program												
(93.9) Kenai Peninsula College												
(35.9) Kodiak College												
65.8 Matanuska-Susitna College												
(24.7) Prince William Sound College												
(20.0) Interior Alaska Campus												
(73.7) Kuskokwim Campus												
99.7 Northwest Campus												
99.6 UAF Community and Technical College												
(3.8) Juneau Campus												
(9.5) Ketchikan Campus												
(3.6) Sitka Campus												
Align Authority with Anticipated Expenditures												
LIT		0.0	-38.9	16.9	52.0	24.3	20.2	-75.0	0.5	0	0	0
Transfers within the allocation that University management and the Board of Regents have deemed necessary to accurately reflect revenue and expenditure levels for FY2020.												
Subtotal		13,381.2	9,205.9	57.6	2,861.3	770.0	156.0	300.0	30.4	73	2	0

Change Record Detail - Multiple Scenarios with Descriptions
University of Alaska

Component: Matanuska-Susitna College (758)
RDU: University of Alaska Anchorage CC (699)

Scenario/Change Record Title	Trans Type	Totals	Personal Services	Travel	Services	Commodities	Capital Outlay	Grants, Benefits	Miscellaneous	Positions		
										PFT	PPT	NP
***** Changes From FY2020 Management Plan To FY2021 Governor *****												
	Totals	13,381.2	9,205.9	57.6	2,861.3	770.0	156.0	300.0	30.4	73	2	0

Personal Services Expenditure Detail
University of Alaska

Component: Matanuska-Susitna College (758)
RDU: University of Alaska Anchorage (235)

Notes:

1. If a position is split, an asterisk (*) will appear in the Split/Count column. If the split position is also counted in the component, two asterisks (**) will appear in the column.
2. "Pool" PCN refers to UA temporary positions, such as adjunct faculty; student employees; and other non-permanent staff. Multiple incumbents share the same labor pool position number and pooled budget.

PCN	Job Class Title	Location	Time Status	Split/ Count	Employee Class	Benefit Rate	Annual Budgeted Salary	Annual Benefits	Total Costs	UGF Estimate
580005	Administrative Management 2	Palmer	FT		APT - Exempt Employees	40.7%	64,694	26,330	91,024	33,923
580008	Human Resources Technician 2	Palmer	FT		PERS - Classified	48.7%	100	0	100	0
580011	Communications Specialist 2	Palmer	FT		PERS - Classified	48.7%	100	0	100	0
580012	Fiscal Technician 2	Palmer	FT		PERS - Classified	48.7%	46,594	22,691	69,285	25,821
580013	Fiscal Technician 2	Palmer	FT		PERS - Classified	48.7%	48,521	23,630	72,151	26,889
580014	Fiscal Technician 2	Palmer	FT		PERS - Classified	48.7%	100	0	100	0
580015	Student Svcs Technician 2	Palmer	FT		PERS - Classified	48.7%	40,540	19,743	60,283	22,466
580016	Communications Specialist 3	Palmer	FT		PERS - Classified	48.7%	56,290	27,413	83,703	31,195
580017	Library Technician 3	Palmer	FT		PERS - Classified	48.7%	40,540	19,743	60,283	22,466
580018	Campus Services Generalist 3	Palmer	FT		PERS - Classified	48.7%	22,071	10,749	32,820	0
580019	Student Svcs Professional 2	Palmer	FT		PERS - Classified	48.7%	55,189	26,877	82,066	30,584
580020	Assistant Professor	Palmer	FT		United Academics BU	29.8%	64,240	19,144	83,384	31,075
580021	Admin Generalist 3	Palmer	FT		PERS - Classified	48.7%	27,503	13,394	40,897	15,242
580031	Director (Admin)	Palmer	FT		Sr. Administrator	26.2%	141,857	37,167	179,024	66,719
580049	Admin Generalist 4	Palmer	FT		PERS - Classified	48.7%	53,008	25,815	78,823	29,376
580106	Student Svcs Professional 1	Palmer	FT		PERS - Classified	48.7%	45,705	22,258	67,963	25,329
580113	Student Svcs Manager 1	Palmer	FT		APT - Exempt Employees	40.7%	66,642	27,123	93,765	34,945
580119	Student Svcs Technician 2	Palmer	FT		PERS - Classified	48.7%	49,452	24,083	73,535	27,405
580126	Fac Svcs-MO&U Supervisor 4	Palmer	FT		APT - Exempt Employees	40.7%	97,295	39,599	136,894	51,018
580127	Associate Professor	Palmer	PT		United Academics BU	29.8%	100	0	100	0
580128	Associate Professor	Palmer	FT		United Academics BU	29.8%	80,717	24,054	104,771	39,046
580129	Library Technician 3	Palmer	FT		PERS - Classified	48.7%	56,883	27,702	84,585	31,523
580130	Admin Generalist 3	Palmer	FT		PERS - Classified	48.7%	53,009	25,815	78,824	29,376
580131	Fiscal Technician 4	Palmer	FT		PERS - Classified	48.7%	62,810	30,588	93,398	34,808
580132	Associate Professor	Palmer	FT		United Academics BU	29.8%	68,466	20,403	88,869	33,120
580133	Student Svcs Manager 2	Palmer	FT		APT - Exempt Employees	40.7%	80,529	32,775	113,304	42,226
580134	Assistant Professor	Palmer	FT		United Academics BU	29.8%	65,650	19,564	85,214	31,758
580135	Assistant Professor	Palmer	FT		United Academics BU	29.8%	70,700	21,069	91,769	34,200
580136	Assistant Professor	Palmer	FT		United Academics BU	29.8%	57,642	17,177	74,819	27,884
580137	Associate Professor	Palmer	FT		United Academics BU	29.8%	70,996	21,157	92,153	34,344

Personal Services Expenditure Detail
University of Alaska

Component: Matanuska-Susitna College (758)
RDU: University of Alaska Anchorage (235)

Notes:

1. If a position is split, an asterisk (*) will appear in the Split/Count column. If the split position is also counted in the component, two asterisks (**) will appear in the column.
2. "Pool" PCN refers to UA temporary positions, such as adjunct faculty; student employees; and other non-permanent staff. Multiple incumbents share the same labor pool position number and pooled budget.

PCN	Job Class Title	Location	Time Status	Split/ Count	Employee Class	Benefit Rate	Annual Budgeted Salary	Annual Benefits	Total Costs	UGF Estimate
580138	Instructor	Palmer	FT		United Academics BU	29.8%	75,750	22,574	98,324	36,643
580139	Assistant Professor	Palmer	FT		United Academics BU	29.8%	70,700	21,069	91,769	34,200
580140	Instructor	Palmer	FT		United Academics BU	29.8%	86,558	25,794	112,352	41,872
580154	Student Svcs Technician 3	Palmer	FT		PERS - Classified	48.7%	45,239	22,031	67,270	25,070
580156	Assistant Professor	Palmer	PT		United Academics BU	29.8%	100	0	100	0
580157	IS Net Technician 7	Palmer	FT		PERS - Classified	48.7%	55,740	27,145	82,885	30,890
580158	IS Net Technician 6	Palmer	FT		PERS - Classified	48.7%	50,976	24,825	75,801	28,250
580176	Admin Specialist 2	Palmer	FT		PERS - Classified	48.7%	50,468	24,578	75,046	27,968
580189	Professor	Palmer	FT		Non-Represented Faculty	26.2%	102,747	26,920	129,667	48,324
580196	Library Technician 3	Palmer	FT		PERS - Classified	48.7%	43,482	21,176	64,658	24,097
580241	Crafts & Trades II (CT2)	Palmer	FT		AHECTE- Labor Trades & Crafts	44.5%	59,317	26,396	85,713	31,944
580243	Crafts & Trades I (CT1)	Palmer	FT		AHECTE- Labor Trades & Crafts	44.5%	50,702	22,562	73,264	27,304
580245	Maint Service Workr III (MSW3)	Palmer	FT		AHECTE- Labor Trades & Crafts	44.5%	33,536	14,924	48,460	18,060
580246	Maint Service Workr III (MSW3)	Palmer	FT		AHECTE- Labor Trades & Crafts	44.5%	39,216	17,451	56,667	21,119
580247	Library Technician 3	Palmer	FT		PERS - Classified	48.7%	50,976	24,825	75,801	28,250
580281	Professor	Palmer	FT		United Academics BU	29.8%	80,634	24,029	104,663	39,006
580284	Associate Professor	Palmer	FT		United Academics BU	29.8%	60,600	18,059	78,659	29,315
580290	Associate Professor	Palmer	FT		United Academics BU	29.8%	64,064	19,091	83,155	30,990
580300	Student Svcs Technician 3	Palmer	FT		PERS - Classified	48.7%	37,987	18,500	56,487	21,052
580301	Communications Specialist 3	Palmer	FT		PERS - Classified	48.7%	49,960	24,331	74,291	27,687
580302	Admin Specialist 2	Palmer	FT		PERS - Classified	48.7%	49,960	24,331	74,291	27,687
580303	Admin Specialist 3	Palmer	FT		APT - Exempt Employees	40.7%	65,351	26,598	91,949	34,268
580334	Assistant Professor	Palmer	FT		United Academics BU	29.8%	70,700	21,069	91,769	34,200
580336	Professor	Palmer	FT		United Academics BU	29.8%	86,378	25,741	112,119	41,785
580337	Assistant Professor	Palmer	FT		United Academics BU	29.8%	65,650	19,564	85,214	31,758
580340	Term Asst Professor	Palmer	FT		United Academics BU	29.8%	72,506	21,607	94,113	35,074
580345	Assistant Professor	Palmer	FT		United Academics BU	29.8%	65,306	19,461	84,767	31,591
580349	Assistant Professor	Palmer	FT		United Academics BU	29.8%	100	0	100	0
580350	Assistant Professor	Palmer	FT		United Academics BU	29.8%	71,168	21,208	92,376	34,427
580351	Assistant Professor	Palmer	FT		United Academics BU	29.8%	90,336	26,920	117,256	43,699

Personal Services Expenditure Detail
University of Alaska

Component: Matanuska-Susitna College (758)
RDU: University of Alaska Anchorage (235)

Notes:

1. If a position is split, an asterisk (*) will appear in the Split/Count column. If the split position is also counted in the component, two asterisks (**) will appear in the column.
2. "Pool" PCN refers to UA temporary positions, such as adjunct faculty; student employees; and other non-permanent staff. Multiple incumbents share the same labor pool position number and pooled budget.

PCN	Job Class Title	Location	Time Status	Split/ Count	Employee Class	Benefit Rate	Annual Budgeted Salary	Annual Benefits	Total Costs	UGF Estimate
580352	Associate Professor	Palmer	FT		United Academics BU	29.8%	71,432	21,287	92,719	34,555
580353	Associate Professor	Palmer	FT		Non-Represented Faculty	26.2%	100	0	100	0
580358	IS Manager 1	Palmer	FT		APT - Exempt Employees	40.7%	84,636	34,447	119,083	44,380
580460	Student Svcs Technician 3	Palmer	FT		PERS - Classified	48.7%	44,795	21,815	66,610	24,824
580461	Student Svcs Professional 2	Palmer	FT		PERS - Classified	48.7%	55,189	26,877	82,066	30,584
580462	Term Asst Professor	Palmer	FT		United Academics BU	29.8%	80,800	24,078	104,878	39,086
580463	Student Svcs Professional 2	Palmer	FT		PERS - Classified	48.7%	59,148	28,805	87,953	32,778
580464	Admin Generalist 4	Palmer	FT		PERS - Classified	48.7%	46,150	22,475	68,625	25,575
580465	Research Technician 4	Palmer	FT		PERS - Classified	48.7%	49,960	24,331	74,291	27,687
580466	Admin Generalist 2	Palmer	FT		PERS - Classified	48.7%	100	0	100	0
580467	Student Svcs Professional 2	Palmer	FT		PERS - Classified	48.7%	56,883	27,702	84,585	31,523
580468	Associate Professor	Palmer	FT		United Academics BU	29.8%	72,699	21,664	94,363	35,167
580469	IS Net Technician 6	Palmer	FT		PERS - Classified	48.7%	100	0	100	0
580470	Admin Generalist 3	Palmer	FT		PERS - Classified	48.7%	49,960	24,331	74,291	27,687
580821	Assistant Professor	Palmer	FT		United Academics BU	29.8%	67,525	20,122	87,647	32,665
POOL	Adjunct Faculty	Palmer	PT	*	Non-Represented Adjunct Faculty	0.0%	69,075	2,785	71,859	26,781
POOL	Adjunct Faculty	Palmer	PT		UNAD Adjunct Faculty	10.9%	1,013,290	40,932	1,054,222	392,889
POOL	UA Labor Pool	Palmer	PT	*	Labor Pool	0.0%	2,449,418	0	2,449,418	0
Total Position Costs							7,605,409	1,600,491	9,205,900	2,505,448

Full Time Positions:	73
Part Time Positions:	<u>2</u>
Positions in Component:	75

Federal Receipts (1002)	969,322
General Fund Receipts (1004)	2,505,448
Interagency Receipts (1007)	483,870
University Receipts (1048)	5,219,840
UA Intra-agency Transfers (1174)	<u>27,420</u>
UA Funding	9,205,900

State of Alaska FY2021 Governor's Operating Budget

University of Alaska Prince William Sound College Component Budget Summary

Component: Prince William Sound College**Contribution to Department's Mission**

The mission of Prince William Sound College (PWSC) is to use its unique resources and magnificent landscape to enrich the lives of our students and our communities.

Located in Valdez, Alaska, with centers in Cordova and the Copper River Basin, PWSC provides access to a variety of educational and training opportunities in a geographically rich, culturally diverse, and inclusive environment.

Prince William Sound College attracts people with an adventuresome spirit who want to combine the love of outdoor activities with the opportunity to achieve their academic and career goals.

As a community campus of UAA, PWSC is accredited by the Northwest Commission on Colleges and Universities to offer college level courses and programs, both on-campus and online, leading to occupational endorsements, Associate of Arts, and Associate of Applied Science degrees.

Core Services

- PWSC serves approximately 2,200 students annually. Its diverse student population includes local, out-of-state, international, rural, and distance learners. Classes originate from the main campus in Valdez, and from extension centers in Cordova and Glennallen. The total service area is over 44,000 square miles and includes many rural villages.
- PWSC provides quality instruction in higher education, offering an Associate of Arts degree designed for transfer, Associate of Applied Science in Outdoor Leadership and Industrial Technology with specialized training in Millwright, Safety Management, and Oil Spill Response.
- In partnership with the UAA College of Health, PWSC offers an Associate of Applied Science in Nursing degree, which supports the local workforce at Providence Valdez Medical Center.
- PWSC provides Oil Spill Response training for fishing vessel fleets in cooperation with Alyeska Pipeline Service Company and key partners in several locations throughout the Gulf of Alaska, ensuring that federally-mandated training requirements are met for the oil transportation industry. Approximately 1,600 commercial fishermen are trained each year.
- Through outreach and engagement, PWSC's contributions play an integral role in developing and sustaining the Valdez, Cordova, and Glennallen communities. Its involvement in partnerships with various organizations have made it an important voice in the community, one that others look to for assistance and advice. Such institutions include industry leaders like Alaska Pipeline Service Company, schools in Valdez, Glennallen, and Cordova, hospitals like Providence Valdez Medical Center and Cordova
- Medical Center, area Native Corporations, and the U.S. Coast Guard. PWSC offers its own valuable resources to the community to learn and engage with others, including the Health and Fitness Center, Maxine and Jesse Whitney Museum, Last Frontier Theatre Conference, and array of educational opportunities, outreach programs and classes, and hosted events.

Major Component Accomplishments in 2019

See University of Alaska Anchorage

Key Component Challenges

See University of Alaska Anchorage

Significant Changes in Results to be Delivered in FY2021

See University of Alaska Anchorage

Statutory and Regulatory Authority

No statutes and regulations.

Contact Information
<p>Contact: Michelle Rizk, Vice President, University Relations Phone: (907) 450-8187 E-mail: marizk@alaska.edu</p>

Prince William Sound College Personal Services Information					
Authorized Positions			Personal Services Costs		
	<u>FY2020</u> <u>Management</u> <u>Plan</u>	<u>FY2021</u> <u>Governor</u>			
			Annual Salaries		0
Full-time	39	39	Premium Pay		0
Part-time	0	0	Annual Benefits		0
Nonpermanent	0	0	Labor Pool(s)		0
			<i>Less % Vacancy Factor</i>		()
Totals	39	39	Total Personal Services		

Position Classification Summary					
Job Class Title	Anchorage	Fairbanks	Juneau	Others	Total
No personal services.					
Totals	0	0	0	0	0

Component Detail All Funds
University of Alaska

Component: Prince William Sound College (759)
RDU: University of Alaska Anchorage (235)

Non-Formula Component

	FY2019 Actuals	FY2020 Conference Committee	FY2020 Authorized	FY2020 Management Plan	FY2021 Governor	FY2020 Management Plan vs FY2021 Governor
71000 Personal Services	3,798.4	0.0	0.0	0.0	0.0	0.0 0.0%
72000 Travel	90.3	0.0	0.0	0.0	0.0	0.0 0.0%
73000 Services	766.3	0.0	0.0	0.0	0.0	0.0 0.0%
74000 Commodities	273.6	0.0	0.0	0.0	0.0	0.0 0.0%
75000 Capital Outlay	190.5	0.0	0.0	0.0	0.0	0.0 0.0%
77000 Grants, Benefits	92.0	0.0	0.0	0.0	0.0	0.0 0.0%
78000 Miscellaneous	33.8	0.0	0.0	0.0	0.0	0.0 0.0%
Totals	5,244.9	0.0	0.0	0.0	0.0	0.0 0.0%
Fund Sources:						
1002 Fed Rcpts (Fed)	121.9	0.0	0.0	0.0	0.0	0.0 0.0%
1004 Gen Fund (UGF)	2,693.1	0.0	0.0	0.0	0.0	0.0 0.0%
1007 I/A Rcpts (Other)	122.2	0.0	0.0	0.0	0.0	0.0 0.0%
1048 Univ Rcpt (DGF)	2,169.7	0.0	0.0	0.0	0.0	0.0 0.0%
1151 VoTech Ed (DGF)	114.2	0.0	0.0	0.0	0.0	0.0 0.0%
1174 UA I/A (Other)	23.8	0.0	0.0	0.0	0.0	0.0 0.0%
Unrestricted General (UGF)	2,693.1	0.0	0.0	0.0	0.0	0.0 0.0%
Designated General (DGF)	2,283.9	0.0	0.0	0.0	0.0	0.0 0.0%
Other Funds	146.0	0.0	0.0	0.0	0.0	0.0 0.0%
Federal Funds	121.9	0.0	0.0	0.0	0.0	0.0 0.0%
Positions:						
Permanent Full Time	39	0	0	0	0	0 0.0%
Permanent Part Time	0	0	0	0	0	0 0.0%
Non Permanent	0	0	0	0	0	0 0.0%

Component Detail All Funds
University of Alaska

Component: Prince William Sound College (759)
RDU: University of Alaska Anchorage CC (699)

Non-Formula Component

	FY2019 Actuals	FY2020 Conference Committee	FY2020 Authorized	FY2020 Management Plan	FY2021 Governor	FY2020 Management Plan vs FY2021 Governor	
71000 Personal Services	0.0	4,859.5	4,859.5	4,865.7	4,865.7	0.0	0.0%
72000 Travel	0.0	59.5	59.5	53.0	53.0	0.0	0.0%
73000 Services	0.0	965.2	965.2	973.4	973.4	0.0	0.0%
74000 Commodities	0.0	308.3	308.3	290.6	290.6	0.0	0.0%
75000 Capital Outlay	0.0	45.0	45.0	29.7	29.7	0.0	0.0%
77000 Grants, Benefits	0.0	27.5	27.5	27.5	27.5	0.0	0.0%
78000 Miscellaneous	0.0	12.1	12.1	12.5	12.5	0.0	0.0%
Totals	0.0	6,277.1	6,277.1	6,252.4	6,252.4	0.0	0.0%
Fund Sources:							
1002 Fed Rcpts (Fed)	0.0	800.0	800.0	800.0	800.0	0.0	0.0%
1004 Gen Fund (UGF)	0.0	2,666.7	2,666.7	2,666.7	2,666.7	0.0	0.0%
1007 I/A Rcpts (Other)	0.0	177.3	177.3	177.3	177.3	0.0	0.0%
1048 Univ Rcpt (DGF)	0.0	2,508.9	2,508.9	2,508.9	2,508.9	0.0	0.0%
1151 VoTech Ed (DGF)	0.0	114.2	114.2	89.5	89.5	0.0	0.0%
1174 UA I/A (Other)	0.0	10.0	10.0	10.0	10.0	0.0	0.0%
Unrestricted General (UGF)	0.0	2,666.7	2,666.7	2,666.7	2,666.7	0.0	0.0%
Designated General (DGF)	0.0	2,623.1	2,623.1	2,598.4	2,598.4	0.0	0.0%
Other Funds	0.0	187.3	187.3	187.3	187.3	0.0	0.0%
Federal Funds	0.0	800.0	800.0	800.0	800.0	0.0	0.0%
Positions:							
Permanent Full Time	0	39	39	39	39	0	0.0%
Permanent Part Time	0	0	0	0	0	0	0.0%
Non Permanent	0	0	0	0	0	0	0.0%

Change Record Detail - Multiple Scenarios with Descriptions
University of Alaska

Component: Prince William Sound College (759)
RDU: University of Alaska Anchorage CC (699)

Scenario/Change Record Title	Trans Type	Totals	Personal Services	Travel	Services	Commodities	Capital Outlay	Grants, Benefits	Miscellaneous	Positions		NP
										PFT	PPT	
***** Changes From FY2020 Conference Committee To FY2020 Authorized *****												
FY2020 Conference Committee												
	ConfCom	6,277.1	4,859.5	59.5	965.2	308.3	45.0	27.5	12.1	39	0	0
1002 Fed Rcpts		800.0										
1004 Gen Fund		2,666.7										
1007 I/A Rcpts		177.3										
1048 Univ Rcpt		2,508.9										
1151 VoTech Ed		114.2										
1174 UA I/A		10.0										
Subtotal		6,277.1	4,859.5	59.5	965.2	308.3	45.0	27.5	12.1	39	0	0
***** Changes From FY2020 Authorized To FY2020 Management Plan *****												
Transfer Authority to Align with Distributions												
	Trout	-24.7	0.0	0.0	-24.7	0.0	0.0	0.0	0.0	0	0	0
1151 VoTech Ed		-24.7										
Transfers between allocations deemed necessary for FY2020.												
1151 Tech Voc Educ Program												
(93.9) Kenai Peninsula College												
(35.9) Kodiak College												
65.8 Matanuska-Susitna College												
(24.7) Prince William Sound College												
(20.0) Interior Alaska Campus												
(73.7) Kuskokwim Campus												
99.7 Northwest Campus												
99.6 UAF Community and Technical College												
(3.8) Juneau Campus												
(9.5) Ketchikan Campus												
(3.6) Sitka Campus												
Align Authority with Anticipated Expenditures												
	LIT	0.0	6.2	-6.5	32.9	-17.7	-15.3	0.0	0.4	0	0	0
Transfers within the allocation that University management and the Board of Regents have deemed necessary to accurately reflect revenue and expenditure levels for FY2020.												
Subtotal		6,252.4	4,865.7	53.0	973.4	290.6	29.7	27.5	12.5	39	0	0

Change Record Detail - Multiple Scenarios with Descriptions
University of Alaska

Component: Prince William Sound College (759)
RDU: University of Alaska Anchorage CC (699)

Scenario/Change Record Title	Trans Type	Totals	Personal Services	Travel	Services	Commodities	Capital Outlay	Grants, Benefits	Miscellaneous	Positions		
										PFT	PPT	NP
***** Changes From FY2020 Management Plan To FY2021 Governor *****												
	Totals	6,252.4	4,865.7	53.0	973.4	290.6	29.7	27.5	12.5	39	0	0

Personal Services Expenditure Detail
University of Alaska

Component: Prince William Sound College (759)
RDU: University of Alaska Anchorage (235)

Notes:

1. If a position is split, an asterisk (*) will appear in the Split/Count column. If the split position is also counted in the component, two asterisks (**) will appear in the column.
2. "Pool" PCN refers to UA temporary positions, such as adjunct faculty; student employees; and other non-permanent staff. Multiple incumbents share the same labor pool position number and pooled budget.

PCN	Job Class Title	Location	Time Status	Split/ Count	Employee Class	Benefit Rate	Annual Budgeted Salary	Annual Benefits	Total Costs	UGF Estimate
620001	Term Asst Professor	Valdez	FT		United Academics BU	29.8%	63,903	19,043	82,946	46,105
620004	Training & Development 4	Valdez	FT		APT - Exempt Employees	40.7%	77,015	31,345	108,360	60,231
620005	Stu Svcs Profess 2 (Exempt)	Valdez	FT		APT - Exempt Employees	40.7%	36,518	14,863	51,381	0
620006	Admin Specialist 3	Valdez	FT		APT - Exempt Employees	40.7%	61,286	24,943	86,229	47,930
620007	Administrative Management 2	Valdez	FT		APT - Exempt Employees	40.7%	84,234	34,283	118,517	65,877
620008	Student Svcs Manager 1	Valdez	FT		APT - Exempt Employees	40.7%	44,650	18,173	62,823	34,919
620010	Fiscal Technician 1	Valdez	FT		PERS - Classified	48.7%	40,370	19,660	60,030	33,367
620016	Administrative Management 2	Valdez	FT		APT - Exempt Employees	40.7%	79,344	32,293	111,637	40,334
620017	Fiscal Technician 2	Valdez	FT		PERS - Classified	48.7%	45,472	22,145	67,617	37,584
620018	Assistant Professor	Valdez	FT		United Academics BU	29.8%	70,629	21,047	91,676	50,957
620019	Assistant Professor	Valdez	FT		United Academics BU	29.8%	64,640	19,263	83,903	46,637
620021	Associate Professor	Valdez	FT		United Academics BU	29.8%	84,916	25,305	110,221	61,265
620023	Student Svcs Professional 1	Valdez	FT		PERS - Classified	48.7%	37,558	18,291	55,849	31,043
620027	Administrative Management 3	Valdez	FT		APT - Exempt Employees	40.7%	87,620	35,661	123,281	68,525
620028	Student Svcs Manager 1	Valdez	FT		APT - Exempt Employees	40.7%	37,315	15,187	52,502	29,183
620031	Assistant Professor	Valdez	FT		United Academics BU	29.8%	67,845	20,218	88,063	48,949
620035	Director (Admin)	Valdez	FT		Sr. Administrator	26.2%	137,412	36,002	173,414	96,390
620036	Admin Generalist 3	Valdez	FT		PERS - Classified	48.7%	36,950	17,995	54,945	15,270
620037	Admin Generalist 2	Valdez	FT		PERS - Classified	48.7%	36,950	17,995	54,945	30,540
620038	Maint Service Worker IV (MSW4)	Valdez	FT		AHECTE- Labor Trades & Crafts	44.5%	47,118	20,968	68,086	37,845
620039	Maint Service Workr III (MSW3)	Valdez	FT		AHECTE- Labor Trades & Crafts	44.5%	41,040	18,263	59,303	32,963
620040	Maintenance Serv Worker (MSW1)	Valdez	FT		AHECTE- Labor Trades & Crafts	44.5%	54,915	24,437	79,352	44,107
620041	Maint Service Worker IV (MSW4)	Valdez	FT		AHECTE- Labor Trades & Crafts	44.5%	46,175	20,548	66,723	37,087
620042	Crafts & Trades I (CT1)	Valdez	FT		AHECTE- Labor Trades & Crafts	44.5%	57,409	25,547	82,956	46,110
620047	Instructional Designer 3	Valdez	FT		APT - Exempt Employees	40.7%	60,174	24,491	84,665	47,060
620048	Admin Generalist 3	Valdez	FT		PERS - Classified	48.7%	45,472	22,145	67,617	37,584
620049	Fiscal Technician 2	Valdez	FT		PERS - Classified	48.7%	56,058	27,300	83,358	46,334
620050	Admin Specialist 2	Valdez	FT		PERS - Classified	48.7%	56,523	27,527	84,050	46,718
620051	Student Svcs Professional 1	Valdez	FT		PERS - Classified	48.7%	46,444	22,618	69,062	38,388
620053	Term Asst Professor	Valdez	FT		United Academics BU	29.8%	53,530	15,952	69,482	38,621

Personal Services Expenditure Detail
University of Alaska

Component: Prince William Sound College (759)
RDU: University of Alaska Anchorage (235)

Notes:

1. If a position is split, an asterisk (*) will appear in the Split/Count column. If the split position is also counted in the component, two asterisks (**) will appear in the column.
2. "Pool" PCN refers to UA temporary positions, such as adjunct faculty; student employees; and other non-permanent staff. Multiple incumbents share the same labor pool position number and pooled budget.

PCN	Job Class Title	Location	Time Status	Split/ Count	Employee Class	Benefit Rate	Annual Budgeted Salary	Annual Benefits	Total Costs	UGF Estimate
620055	Admin Generalist 3	Valdez	FT		PERS - Classified	48.7%	53,305	25,960	79,265	44,058
620058	Term Asst Professor	Valdez	FT		United Academics BU	29.8%	80,701	24,049	104,750	58,224
620059	Term Asst Professor	Valdez	FT		United Academics BU	29.8%	83,286	24,819	108,105	60,089
620061	Athletics Facs, Ops & Pgms 3	Valdez	FT		APT - Exempt Employees	40.7%	55,464	22,574	78,038	0
620062	Communications Specialist 4	Valdez	FT		APT - Exempt Employees	40.7%	61,286	24,943	86,229	47,930
620063	Training & Development 4	Valdez	FT		APT - Exempt Employees	40.7%	69,733	28,381	98,114	38,175
620064	IS Net Technician 6	Valdez	FT		PERS - Classified	48.7%	55,464	27,011	82,475	45,843
620065	Admin Generalist 3	Valdez	FT		PERS - Classified	48.7%	50,701	24,691	75,392	41,906
620066	Admin Specialist 3	Valdez	FT		APT - Exempt Employees	40.7%	69,850	28,429	98,279	54,627
POOL	Adjunct Faculty	Valdez	PT	*	Non-Represented Adjunct Faculty	0.0%	128,774	5,257	134,030	74,499
POOL	Adjunct Faculty	Valdez	PT		UNAD Adjunct Faculty	10.9%	277,065	11,133	288,198	160,192
POOL	UA Labor Pool	Valdez	PT	*	Labor Pool	0.0%	1,179,832	0	1,179,832	629,566
Total Position Costs							3,924,946	940,754	4,865,700	2,553,035

Full Time Positions:	39
Part Time Positions:	-
Positions in Component:	39

Federal Receipts (1002)	85,214
General Fund Receipts (1004)	2,553,035
Interagency Receipts (1007)	18,886
University Receipts (1048)	2,198,991
UA Intra-agency Transfers (1174)	9,574
UA Funding	4,865,700

State of Alaska FY2021 Governor's Operating Budget

University of Alaska University of Alaska Fairbanks CC Results Delivery Unit Budget Summary

University of Alaska Fairbanks CC Results Delivery Unit

Contribution to Department's Mission

See University of Alaska Fairbanks

Major RDU Accomplishments in 2019

See University of Alaska Fairbanks

Key RDU Challenges

See University of Alaska Fairbanks

Significant Changes in Results to be Delivered in FY2021

See University of Alaska Fairbanks

Contact Information

Contact: Michelle Rizk, Vice President, University Relations

Phone: (907) 450-8187

E-mail: marizk@alaska.edu

**University of Alaska Fairbanks CC
RDU Financial Summary by Component**

All dollars shown in thousands

	FY2019 Actuals				FY2020 Management Plan				FY2021 Governor			
	UGF+DGF Funds	Other Funds	Federal Funds	Total Funds	UGF+DGF Funds	Other Funds	Federal Funds	Total Funds	UGF+DGF Funds	Other Funds	Federal Funds	Total Funds
Formula Expenditures None.												
Non-Formula Expenditures												
Bristol Bay Campus	0.0	0.0	0.0	0.0	2,334.8	316.6	1,401.2	4,052.6	2,334.8	316.6	1,401.2	4,052.6
Chukchi Campus	0.0	0.0	0.0	0.0	1,200.5	0.0	984.9	2,185.4	1,200.5	0.0	984.9	2,185.4
College of Rural and Comm Dev	0.0	0.0	0.0	0.0	8,175.4	593.5	442.3	9,211.2	8,175.4	593.5	442.3	9,211.2
Interior Alaska Campus	0.0	0.0	0.0	0.0	3,176.8	467.5	1,594.7	5,239.0	3,176.8	467.5	1,594.7	5,239.0
Kuskokwim Campus	0.0	0.0	0.0	0.0	4,829.5	313.5	826.1	5,969.1	4,829.5	313.5	826.1	5,969.1
Northwest Campus	0.0	0.0	0.0	0.0	1,993.6	116.1	2,920.7	5,030.4	1,993.6	116.1	2,920.7	5,030.4
UAF Community and Tech College	0.0	0.0	0.0	0.0	12,300.8	444.1	560.1	13,305.0	12,300.8	444.1	560.1	13,305.0
Totals	0.0	0.0	0.0	0.0	34,011.4	2,251.3	8,730.0	44,992.7	34,011.4	2,251.3	8,730.0	44,992.7

University of Alaska Fairbanks CC
Summary of RDU Budget Changes by Component
From FY2020 Management Plan to FY2021 Governor

All dollars shown in thousands

	<u>Unrestricted Gen (UGF)</u>	<u>Designated Gen (DGF)</u>	<u>Other Funds</u>	<u>Federal Funds</u>	<u>Total Funds</u>
FY2020 Management Plan	15,911.0	18,100.4	2,251.3	8,730.0	44,992.7
FY2021 Governor	15,911.0	18,100.4	2,251.3	8,730.0	44,992.7

State of Alaska FY2021 Governor's Operating Budget

University of Alaska Bristol Bay Campus Component Budget Summary

Component: Bristol Bay Campus

Contribution to Department's Mission

The mission of the Bristol Bay Campus, College of Rural & Community Development of the University of Alaska Fairbanks is to provide educational opportunities by which rural Alaskans can effect social and economic changes in their communities and thus protect and enrich the quality of their lives and cultures.

Core Services

- Provides high-quality postsecondary educational services to rural communities.
- Serves 49 communities in the Bristol Bay and Aleutian/Pribilof islands regions.
- Provides access to degree programs, professional certificates and endorsements, and skill-based and community-based courses.
- Provides community services, including the Marine Advisory Program (in collaboration with the Alaska Sea Grant program in the UAF College of Fisheries and Ocean Sciences) and ABE/GED (Adult Basic Education/General Educational Development) services.
- Academic home for the environmental studies program, offering occupational endorsements in sustainable energy and in rural waste management and spill response.

Major Component Accomplishments in 2019

See University of Alaska Fairbanks

Key Component Challenges

See University of Alaska Fairbanks

Significant Changes in Results to be Delivered in FY2021

See University of Alaska Fairbanks

Statutory and Regulatory Authority

No statutes and regulations.

Contact Information

Contact: Michelle Rizk, Vice President, University Relations
Phone: (907) 450-8187
E-mail: marizk@alaska.edu

Bristol Bay Campus Personal Services Information					
Authorized Positions			Personal Services Costs		
	<u>FY2020</u> <u>Management</u> <u>Plan</u>	<u>FY2021</u> <u>Governor</u>			
			Annual Salaries		0
Full-time	26	26	Premium Pay		0
Part-time	2	2	Annual Benefits		0
Nonpermanent	0	0	Labor Pool(s)		0
			<i>Less % Vacancy Factor</i>		()
Totals	28	28	Total Personal Services		

Position Classification Summary					
Job Class Title	Anchorage	Fairbanks	Juneau	Others	Total
No personal services.					
Totals	0	0	0	0	0

Component Detail All Funds
University of Alaska

Component: Bristol Bay Campus (1417)
RDU: University of Alaska Fairbanks (236)

Non-Formula Component

	FY2019 Actuals	FY2020 Conference Committee	FY2020 Authorized	FY2020 Management Plan	FY2021 Governor	FY2020 Management Plan vs FY2021 Governor	
71000 Personal Services	2,122.8	0.0	0.0	0.0	0.0	0.0	0.0%
72000 Travel	146.2	0.0	0.0	0.0	0.0	0.0	0.0%
73000 Services	498.8	0.0	0.0	0.0	0.0	0.0	0.0%
74000 Commodities	173.3	0.0	0.0	0.0	0.0	0.0	0.0%
75000 Capital Outlay	0.0	0.0	0.0	0.0	0.0	0.0	0.0%
77000 Grants, Benefits	117.9	0.0	0.0	0.0	0.0	0.0	0.0%
78000 Miscellaneous	0.0	0.0	0.0	0.0	0.0	0.0	0.0%
Totals	3,059.0	0.0	0.0	0.0	0.0	0.0	0.0%
Fund Sources:							
1002 Fed Rcpts (Fed)	1,331.7	0.0	0.0	0.0	0.0	0.0	0.0%
1004 Gen Fund (UGF)	1,250.0	0.0	0.0	0.0	0.0	0.0	0.0%
1007 I/A Rcpts (Other)	175.9	0.0	0.0	0.0	0.0	0.0	0.0%
1048 Univ Rcpt (DGF)	263.7	0.0	0.0	0.0	0.0	0.0	0.0%
1151 VoTech Ed (DGF)	7.7	0.0	0.0	0.0	0.0	0.0	0.0%
1174 UA I/A (Other)	30.0	0.0	0.0	0.0	0.0	0.0	0.0%
Unrestricted General (UGF)	1,250.0	0.0	0.0	0.0	0.0	0.0	0.0%
Designated General (DGF)	271.4	0.0	0.0	0.0	0.0	0.0	0.0%
Other Funds	205.9	0.0	0.0	0.0	0.0	0.0	0.0%
Federal Funds	1,331.7	0.0	0.0	0.0	0.0	0.0	0.0%
Positions:							
Permanent Full Time	24	0	0	0	0	0	0.0%
Permanent Part Time	2	0	0	0	0	0	0.0%
Non Permanent	0	0	0	0	0	0	0.0%

Component Detail All Funds
University of Alaska

Component: Bristol Bay Campus (1417)
RDU: University of Alaska Fairbanks CC (700)

Non-Formula Component

	FY2019 Actuals	FY2020 Conference Committee	FY2020 Authorized	FY2020 Management Plan	FY2021 Governor	FY2020 Management Plan vs FY2021 Governor	
71000 Personal Services	0.0	2,458.6	2,458.6	2,434.8	2,434.8	0.0	0.0%
72000 Travel	0.0	174.2	174.2	142.3	142.3	0.0	0.0%
73000 Services	0.0	1,182.7	1,182.7	1,268.2	1,268.2	0.0	0.0%
74000 Commodities	0.0	136.2	136.2	106.8	106.8	0.0	0.0%
75000 Capital Outlay	0.0	0.0	0.0	0.0	0.0	0.0	0.0%
77000 Grants, Benefits	0.0	100.9	100.9	100.5	100.5	0.0	0.0%
78000 Miscellaneous	0.0	0.0	0.0	0.0	0.0	0.0	0.0%
Totals	0.0	4,052.6	4,052.6	4,052.6	4,052.6	0.0	0.0%
Fund Sources:							
1002 Fed Rcpts (Fed)	0.0	1,401.2	1,401.2	1,401.2	1,401.2	0.0	0.0%
1004 Gen Fund (UGF)	0.0	1,100.3	1,100.3	1,100.3	1,100.3	0.0	0.0%
1007 I/A Rcpts (Other)	0.0	266.6	266.6	266.6	266.6	0.0	0.0%
1048 Univ Rcpt (DGF)	0.0	1,149.5	1,149.5	1,149.5	1,149.5	0.0	0.0%
1151 VoTech Ed (DGF)	0.0	85.0	85.0	85.0	85.0	0.0	0.0%
1174 UA I/A (Other)	0.0	50.0	50.0	50.0	50.0	0.0	0.0%
Unrestricted General (UGF)	0.0	1,100.3	1,100.3	1,100.3	1,100.3	0.0	0.0%
Designated General (DGF)	0.0	1,234.5	1,234.5	1,234.5	1,234.5	0.0	0.0%
Other Funds	0.0	316.6	316.6	316.6	316.6	0.0	0.0%
Federal Funds	0.0	1,401.2	1,401.2	1,401.2	1,401.2	0.0	0.0%
Positions:							
Permanent Full Time	0	24	24	26	26	0	0.0%
Permanent Part Time	0	2	2	2	2	0	0.0%
Non Permanent	0	0	0	0	0	0	0.0%

Change Record Detail - Multiple Scenarios with Descriptions
University of Alaska

Component: Bristol Bay Campus (1417)
RDU: University of Alaska Fairbanks CC (700)

Scenario/Change Record Title	Trans Type	Totals	Personal Services	Travel	Services	Commodities	Capital Outlay	Grants, Benefits	Miscellaneous	Positions		NP
										PFT	PPT	
***** Changes From FY2020 Conference Committee To FY2020 Authorized *****												
FY2020 Conference Committee												
	ConfCom	4,052.6	2,458.6	174.2	1,182.7	136.2	0.0	100.9	0.0	24	2	0
1002 Fed Rcpts		1,401.2										
1004 Gen Fund		1,100.3										
1007 I/A Rcpts		266.6										
1048 Univ Rcpt		1,149.5										
1151 VoTech Ed		85.0										
1174 UA I/A		50.0										
Subtotal		4,052.6	2,458.6	174.2	1,182.7	136.2	0.0	100.9	0.0	24	2	0
***** Changes From FY2020 Authorized To FY2020 Management Plan *****												
Transfer Positions Between Allocations for Anticipated Needs												
	Trin	0.0	0.0	0.0	0.0	0.0	0.0	0.0	0.0	2	0	0
Position transfers deemed necessary to accurately reflect University position assignments for FY2020. Positions will be transferred between various University allocations.												
Align Authority with Anticipated Expenditures												
	LIT	0.0	-23.8	-31.9	85.5	-29.4	0.0	-0.4	0.0	0	0	0
Transfers within the allocation that University management and the Board of Regents have deemed necessary to accurately reflect revenue and expenditure levels for FY2020.												
Subtotal		4,052.6	2,434.8	142.3	1,268.2	106.8	0.0	100.5	0.0	26	2	0
***** Changes From FY2020 Management Plan To FY2021 Governor *****												
Totals		4,052.6	2,434.8	142.3	1,268.2	106.8	0.0	100.5	0.0	26	2	0

Personal Services Expenditure Detail
University of Alaska

Component: Bristol Bay Campus (1417)
RDU: University of Alaska Fairbanks (236)

Notes:

1. If a position is split, an asterisk (*) will appear in the Split/Count column. If the split position is also counted in the component, two asterisks (**) will appear in the column.
2. "Pool" PCN refers to UA temporary positions, such as adjunct faculty; student employees; and other non-permanent staff. Multiple incumbents share the same labor pool position number and pooled budget.

PCN	Job Class Title	Location	Time Status	Split/ Count	Employee Class	Benefit Rate	Annual Budgeted Salary	Annual Benefits	Total Costs	UGF Estimate
201781	Associate Professor	Dillingham	FT		United Academics BU	29.8%	111,100	33,108	144,208	0
201966	IS Ops Technician 2	Dillingham	FT		PERS - Classified	48.7%	41,200	20,064	61,264	14,752
204581	Associate Professor	Dillingham	FT		United Academics BU	29.8%	82,652	24,630	107,282	41,444
214196	Administrative Management 2	Dillingham	FT		APT - Exempt Employees	40.7%	79,700	32,438	112,138	38,690
270161	Administrative Management 3	Dillingham	PT		APT - Exempt Employees	40.7%	100	0	100	0
270209	Professor	Dillingham	FT		United Academics BU	29.8%	107,100	31,916	139,016	53,570
280228	Admin Generalist 4	Dillingham	FT		PERS - Classified	48.7%	61,200	29,804	91,004	43,825
280236	Director (Academic)	Dillingham	FT		Sr. Administrator	26.2%	104,000	27,248	131,248	63,206
280237	Admin Specialist 3	Dillingham	PT		APT - Exempt Employees	40.7%	100	0	100	0
280239	Administrative Professional 2	Dillingham	FT		APT - Exempt Employees	40.7%	59,000	24,013	83,013	39,977
280301	Student Svcs Professional 1	Dillingham	FT		PERS - Classified	48.7%	100	0	100	0
280585	Admin Generalist 2	Dillingham	FT		PERS - Classified	48.7%	36,700	17,873	54,573	6,588
452116	Research Asst Professor	Dillingham	FT		United Academics BU	29.8%	115,600	34,449	150,049	1,750
482003	Term Asst Professor	Dillingham	FT		United Academics BU	29.8%	85,700	25,539	111,239	53,570
482004	Term Instructor	Dillingham	FT		United Academics BU	29.8%	71,800	21,396	93,196	0
482005	Term Asst Professor	Dillingham	FT		United Academics BU	29.8%	65,600	19,549	85,149	0
482702	Student Svcs Manager 1	Dillingham	FT		APT - Exempt Employees	40.7%	67,300	27,391	94,691	38,757
482706	Admin Specialist 3	Dillingham	FT		APT - Exempt Employees	40.7%	100	0	100	0
482800	Student Svcs Professional 2	Dillingham	FT		PERS - Classified	48.7%	50,900	24,788	75,688	0
482801	Student Svcs Technician 2	Dillingham	FT		PERS - Classified	48.7%	39,100	19,042	58,142	0
482802	Admin Specialist 3	Dillingham	FT		APT - Exempt Employees	40.7%	56,900	23,158	80,058	0
482805	Training & Development 3	Dillingham	FT		PERS - Classified	48.7%	54,200	26,395	80,595	0
482806	Training & Development 1	Dillingham	FT		PERS - Classified	48.7%	39,100	19,042	58,142	0
482807	Student Svcs Technician 2	Dillingham	FT		PERS - Classified	48.7%	100	0	100	0
482809	Admin Generalist 3	Dillingham	FT		PERS - Classified	48.7%	77,600	37,791	115,391	13,892
482810	Fiscal Technician 2	Dillingham	FT		PERS - Classified	48.7%	47,400	23,084	70,484	33,943
482813	Student Svcs Professional 2	Dillingham	FT		PERS - Classified	48.7%	50,900	24,788	75,688	0
484700	Admin Specialist 2 (Exempt)	Dillingham	FT		APT - Exempt Employees	40.7%	40,700	16,565	57,265	26,087
POOL	Adjunct Faculty	Dillingham	PT	*	Non-Represented Adjunct Faculty	0.0%	6,071	243	6,314	3,041

Personal Services Expenditure Detail
University of Alaska

Component: Bristol Bay Campus (1417)
RDU: University of Alaska Fairbanks (236)

Notes:

1. If a position is split, an asterisk (*) will appear in the Split/Count column. If the split position is also counted in the component, two asterisks (**) will appear in the column.
2. "Pool" PCN refers to UA temporary positions, such as adjunct faculty; student employees; and other non-permanent staff. Multiple incumbents share the same labor pool position number and pooled budget.

PCN	Job Class Title	Location	Time Status	Split/Count	Employee Class	Benefit Rate	Annual Budgeted Salary	Annual Benefits	Total Costs	UGF Estimate
POOL	Adjunct Faculty	Dillingham	PT		UNAD Adjunct Faculty	10.9%	89,421	3,577	92,998	44,785
POOL	UA Labor Pool	Dillingham	PT	*	Labor Pool	0.0%	205,464	0	205,464	47,494
Total Position Costs							1,846,909	587,891	2,434,800	565,370
		Full Time Positions:	26							
		Part Time Positions:	<u>2</u>							
		Positions in Component:	28							
									Federal Receipts (1002)	1,046,897
									General Fund Receipts (1004)	565,370
									Interagency Receipts (1007)	199,188
									University Receipts (1048)	591,150
									UA Intra-agency Transfers (1174)	<u>32,195</u>
									UA Funding	2,434,800

State of Alaska FY2021 Governor's Operating Budget

University of Alaska Chukchi Campus Component Budget Summary

Component: Chukchi Campus

Contribution to Department's Mission

To be a responsive and collaborative rural college, that inspires and develops each student to contribute to the cultural and civic needs of their community.

Core Services

- Provides academic, vocational and community-interest courses, as well as academic, financial aid advising and other student support for Northwest Arctic Borough residents on a broad selection of UA local and distance educational programs, which lead to occupational endorsements, certificates, and associate's, bachelor's and master's degrees.
- Serves Northwest Arctic Borough communities throughout an area the size of the state of Indiana (38,000 square miles) from its headquarters in Kotzebue.

Major Component Accomplishments in 2019

See University of Alaska Fairbanks

Key Component Challenges

See University of Alaska Fairbanks

Significant Changes in Results to be Delivered in FY2021

See University of Alaska Fairbanks

Statutory and Regulatory Authority

No statutes and regulations.

Contact Information

Contact: Michelle Rizk, Vice President, University Relations
Phone: (907) 450-8187
E-mail: marizk@alaska.edu

Chukchi Campus Personal Services Information				
Authorized Positions			Personal Services Costs	
	<u>FY2020</u> <u>Management</u> <u>Plan</u>	<u>FY2021</u> <u>Governor</u>		
Full-time	9	9	Annual Salaries	0
Part-time	0	0	Premium Pay	0
Nonpermanent	0	0	Annual Benefits	0
			Labor Pool(s)	0
			<i>Less % Vacancy Factor</i>	()
Totals	9	9	Total Personal Services	

Position Classification Summary					
Job Class Title	Anchorage	Fairbanks	Juneau	Others	Total
No personal services.					
Totals	0	0	0	0	0

Component Detail All Funds
University of Alaska

Component: Chukchi Campus (744)
RDU: University of Alaska Fairbanks (236)

Non-Formula Component

	FY2019 Actuals	FY2020 Conference Committee	FY2020 Authorized	FY2020 Management Plan	FY2021 Governor	FY2020 Management Plan vs FY2021 Governor
71000 Personal Services	477.0	0.0	0.0	0.0	0.0	0.0 0.0%
72000 Travel	35.3	0.0	0.0	0.0	0.0	0.0 0.0%
73000 Services	351.4	0.0	0.0	0.0	0.0	0.0 0.0%
74000 Commodities	68.9	0.0	0.0	0.0	0.0	0.0 0.0%
75000 Capital Outlay	6.4	0.0	0.0	0.0	0.0	0.0 0.0%
77000 Grants, Benefits	17.9	0.0	0.0	0.0	0.0	0.0 0.0%
78000 Miscellaneous	0.0	0.0	0.0	0.0	0.0	0.0 0.0%
Totals	956.9	0.0	0.0	0.0	0.0	0.0 0.0%
Fund Sources:						
1002 Fed Rcpts (Fed)	35.8	0.0	0.0	0.0	0.0	0.0 0.0%
1004 Gen Fund (UGF)	782.4	0.0	0.0	0.0	0.0	0.0 0.0%
1007 I/A Rcpts (Other)	4.5	0.0	0.0	0.0	0.0	0.0 0.0%
1048 Univ Rcpt (DGF)	127.2	0.0	0.0	0.0	0.0	0.0 0.0%
1174 UA I/A (Other)	7.0	0.0	0.0	0.0	0.0	0.0 0.0%
Unrestricted General (UGF)	782.4	0.0	0.0	0.0	0.0	0.0 0.0%
Designated General (DGF)	127.2	0.0	0.0	0.0	0.0	0.0 0.0%
Other Funds	11.5	0.0	0.0	0.0	0.0	0.0 0.0%
Federal Funds	35.8	0.0	0.0	0.0	0.0	0.0 0.0%
Positions:						
Permanent Full Time	9	0	0	0	0	0 0.0%
Permanent Part Time	0	0	0	0	0	0 0.0%
Non Permanent	0	0	0	0	0	0 0.0%

Component Detail All Funds
University of Alaska

Component: Chukchi Campus (744)

Non-Formula Component

RDU: University of Alaska Fairbanks CC (700)

	FY2019 Actuals	FY2020 Conference Committee	FY2020 Authorized	FY2020 Management Plan	FY2021 Governor	FY2020 Management Plan vs FY2021 Governor	
71000 Personal Services	0.0	718.6	718.6	662.9	662.9	0.0	0.0%
72000 Travel	0.0	29.2	29.2	29.2	29.2	0.0	0.0%
73000 Services	0.0	1,385.4	1,385.4	1,446.1	1,446.1	0.0	0.0%
74000 Commodities	0.0	26.4	26.4	26.4	26.4	0.0	0.0%
75000 Capital Outlay	0.0	0.0	0.0	0.0	0.0	0.0	0.0%
77000 Grants, Benefits	0.0	25.8	25.8	20.8	20.8	0.0	0.0%
78000 Miscellaneous	0.0	0.0	0.0	0.0	0.0	0.0	0.0%
Totals	0.0	2,185.4	2,185.4	2,185.4	2,185.4	0.0	0.0%
Fund Sources:							
1002 Fed Rcpts (Fed)	0.0	984.9	984.9	984.9	984.9	0.0	0.0%
1004 Gen Fund (UGF)	0.0	607.8	607.8	607.8	607.8	0.0	0.0%
1048 Univ Rcpt (DGF)	0.0	592.7	592.7	592.7	592.7	0.0	0.0%
Unrestricted General (UGF)	0.0	607.8	607.8	607.8	607.8	0.0	0.0%
Designated General (DGF)	0.0	592.7	592.7	592.7	592.7	0.0	0.0%
Other Funds	0.0	0.0	0.0	0.0	0.0	0.0	0.0%
Federal Funds	0.0	984.9	984.9	984.9	984.9	0.0	0.0%
Positions:							
Permanent Full Time	0	9	9	9	9	0	0.0%
Permanent Part Time	0	0	0	0	0	0	0.0%
Non Permanent	0	0	0	0	0	0	0.0%

Change Record Detail - Multiple Scenarios with Descriptions
University of Alaska

Component: Chukchi Campus (744)
RDU: University of Alaska Fairbanks CC (700)

Scenario/Change Record Title	Trans Type	Totals	Personal Services	Travel	Services	Commodities	Capital Outlay	Grants, Benefits	Miscellaneous	Positions		NP
										PFT	PPT	
***** Changes From FY2020 Conference Committee To FY2020 Authorized *****												
FY2020 Conference Committee												
ConfCom		2,185.4	718.6	29.2	1,385.4	26.4	0.0	25.8	0.0	9	0	0
1002 Fed Rcpts		984.9										
1004 Gen Fund		607.8										
1048 Univ Rcpt		592.7										
Subtotal		2,185.4	718.6	29.2	1,385.4	26.4	0.0	25.8	0.0	9	0	0
***** Changes From FY2020 Authorized To FY2020 Management Plan *****												
Align Authority with Anticipated Expenditures												
LIT		0.0	-55.7	0.0	60.7	0.0	0.0	-5.0	0.0	0	0	0
Transfers within the allocation that University management and the Board of Regents have deemed necessary to accurately reflect revenue and expenditure levels for FY2020.												
Subtotal		2,185.4	662.9	29.2	1,446.1	26.4	0.0	20.8	0.0	9	0	0
***** Changes From FY2020 Management Plan To FY2021 Governor *****												
Totals		2,185.4	662.9	29.2	1,446.1	26.4	0.0	20.8	0.0	9	0	0

Personal Services Expenditure Detail
University of Alaska

Component: Chukchi Campus (744)
RDU: University of Alaska Fairbanks (236)

Notes:

1. If a position is split, an asterisk (*) will appear in the Split/Count column. If the split position is also counted in the component, two asterisks (**) will appear in the column.
2. "Pool" PCN refers to UA temporary positions, such as adjunct faculty; student employees; and other non-permanent staff. Multiple incumbents share the same labor pool position number and pooled budget.

PCN	Job Class Title	Location	Time Status	Split/Count	Employee Class	Benefit Rate	Annual Budgeted Salary	Annual Benefits	Total Costs	UGF Estimate
270000	Director (Academic)	Kotzebue	FT		Sr. Administrator	26.2%	103,000	26,986	129,986	69,188
270002	Student Svcs Technician 3	Kotzebue	FT		PERS - Classified	48.7%	48,400	23,571	71,971	38,308
270014	Student Svcs Professional 2	Kotzebue	FT		PERS - Classified	48.7%	58,200	28,343	86,543	46,065
270016	Professor	Kotzebue	FT		United Academics BU	29.8%	100	0	100	0
483000	Term Asst Professor	Kotzebue	FT		United Academics BU	29.8%	100	0	100	0
483101	Term Asst Professor	Kotzebue	FT		Non-Represented Faculty	26.2%	100	0	100	0
483700	Admin Specialist 2 (Exempt)	Kotzebue	FT		APT - Exempt Employees	40.7%	65,000	26,455	91,455	0
483800	Library Technician 3	Kotzebue	FT		PERS - Classified	48.7%	57,200	27,856	85,056	22,637
483804	Admin Generalist 2	Kotzebue	FT		PERS - Classified	48.7%	50,800	24,740	75,540	40,208
POOL	Adjunct Faculty	Kotzebue	PT	*	Non-Represented Adjunct Faculty	0.0%	2,200	88	2,288	1,218
POOL	Adjunct Faculty	Kotzebue	PT		UNAD Adjunct Faculty	10.9%	20,518	853	21,371	11,375
POOL	UA Labor Pool	Kotzebue	PT	*	Labor Pool	0.0%	98,389	0	98,389	43,467
Total Position Costs							504,007	158,893	662,900	272,464

Full Time Positions: 9
Part Time Positions: -
Positions in Component: 9

Federal Receipts (1002) 142,246
General Fund Receipts (1004) 272,464
Interagency Receipts (1007) -
University Receipts (1048) 248,190
UA Intra-agency Transfers (1174) -
UA Funding 662,900

**State of Alaska
FY2021 Governor's Operating Budget**

**University of Alaska
College of Rural and Community Development
Component Budget Summary**

Component: College of Rural and Community Development

Contribution to Department's Mission

The College of Rural and Community Development (CRCD) provides academic and vocational education and outreach that promotes workforce preparation, economic development, life-long learning, and community development throughout Alaska, with an emphasis on Alaska Natives and underserved communities.

The Rural College is a special administrative unit of the College of Rural and Community Development (CRCD) Fairbanks campus. The Rural College provides overall administrative oversight and college-wide support. The Rural College is technically not a degree granting entity. Due to CRCD's unique structure, the Rural College shares the same mission statement as CRCD.

Core Services

- Offers certificate, Associate of Applied Science (AAS) and Associate of Arts programs.
- Offers bachelor's degrees in child and family studies, Alaska Native studies and rural development, and a master's degree in rural development via audio conference and real-time online classes statewide.
- Coordinates Tech Prep and other Early College programs for rural campuses.

Major Component Accomplishments in 2019

See University of Alaska Fairbanks

Key Component Challenges

See University of Alaska Fairbanks

Significant Changes in Results to be Delivered in FY2021

See University of Alaska Fairbanks

Statutory and Regulatory Authority

No statutes and regulations

Contact Information

Contact: Michelle Rizk, Vice President, University Relations
Phone: (907) 450-8187
E-mail: marizk@alaska.edu

College of Rural and Community Development Personal Services Information					
Authorized Positions			Personal Services Costs		
	<u>FY2020</u> <u>Management</u> <u>Plan</u>	<u>FY2021</u> <u>Governor</u>			
			Annual Salaries		0
Full-time	43	43	Premium Pay		0
Part-time	2	2	Annual Benefits		0
Nonpermanent	0	0	Labor Pool(s)		0
			<i>Less % Vacancy Factor</i>		()
Totals	45	45	Total Personal Services		

Position Classification Summary					
Job Class Title	Anchorage	Fairbanks	Juneau	Others	Total
No personal services.					
Totals	0	0	0	0	0

Component Detail All Funds
University of Alaska

Component: College of Rural and Community Development (956)
RDU: University of Alaska Fairbanks (236)

Non-Formula Component

	FY2019 Actuals	FY2020 Conference Committee	FY2020 Authorized	FY2020 Management Plan	FY2021 Governor	FY2020 Management Plan vs FY2021 Governor
71000 Personal Services	4,569.3	0.0	0.0	0.0	0.0	0.0 0.0%
72000 Travel	287.9	0.0	0.0	0.0	0.0	0.0 0.0%
73000 Services	1,909.9	0.0	0.0	0.0	0.0	0.0 0.0%
74000 Commodities	194.3	0.0	0.0	0.0	0.0	0.0 0.0%
75000 Capital Outlay	51.7	0.0	0.0	0.0	0.0	0.0 0.0%
77000 Grants, Benefits	401.7	0.0	0.0	0.0	0.0	0.0 0.0%
78000 Miscellaneous	0.0	0.0	0.0	0.0	0.0	0.0 0.0%
Totals	7,414.8	0.0	0.0	0.0	0.0	0.0 0.0%
Fund Sources:						
1002 Fed Rcpts (Fed)	304.9	0.0	0.0	0.0	0.0	0.0 0.0%
1004 Gen Fund (UGF)	4,462.3	0.0	0.0	0.0	0.0	0.0 0.0%
1007 I/A Rcpts (Other)	150.0	0.0	0.0	0.0	0.0	0.0 0.0%
1048 Univ Rcpt (DGF)	2,495.8	0.0	0.0	0.0	0.0	0.0 0.0%
1174 UA I/A (Other)	1.8	0.0	0.0	0.0	0.0	0.0 0.0%
Unrestricted General (UGF)	4,462.3	0.0	0.0	0.0	0.0	0.0 0.0%
Designated General (DGF)	2,495.8	0.0	0.0	0.0	0.0	0.0 0.0%
Other Funds	151.8	0.0	0.0	0.0	0.0	0.0 0.0%
Federal Funds	304.9	0.0	0.0	0.0	0.0	0.0 0.0%
Positions:						
Permanent Full Time	45	0	0	0	0	0 0.0%
Permanent Part Time	2	0	0	0	0	0 0.0%
Non Permanent	0	0	0	0	0	0 0.0%

Component Detail All Funds
University of Alaska

Component: College of Rural and Community Development (956)
RDU: University of Alaska Fairbanks CC (700)

Non-Formula Component

	FY2019 Actuals	FY2020 Conference Committee	FY2020 Authorized	FY2020 Management Plan	FY2021 Governor	FY2020 Management Plan vs FY2021 Governor	
71000 Personal Services	0.0	5,075.7	5,075.7	4,064.3	4,064.3	0.0	0.0%
72000 Travel	0.0	154.3	154.3	211.4	211.4	0.0	0.0%
73000 Services	0.0	3,696.3	3,696.3	4,618.2	4,618.2	0.0	0.0%
74000 Commodities	0.0	105.3	105.3	107.4	107.4	0.0	0.0%
75000 Capital Outlay	0.0	0.0	0.0	0.0	0.0	0.0	0.0%
77000 Grants, Benefits	0.0	179.6	179.6	209.9	209.9	0.0	0.0%
78000 Miscellaneous	0.0	0.0	0.0	0.0	0.0	0.0	0.0%
Totals	0.0	9,211.2	9,211.2	9,211.2	9,211.2	0.0	0.0%
Fund Sources:							
1002 Fed Rcpts (Fed)	0.0	442.3	442.3	442.3	442.3	0.0	0.0%
1004 Gen Fund (UGF)	0.0	4,786.3	4,786.3	4,786.3	4,786.3	0.0	0.0%
1007 I/A Rcpts (Other)	0.0	360.6	360.6	360.6	360.6	0.0	0.0%
1048 Univ Rcpt (DGF)	0.0	3,389.1	3,389.1	3,389.1	3,389.1	0.0	0.0%
1174 UA I/A (Other)	0.0	232.9	232.9	232.9	232.9	0.0	0.0%
Unrestricted General (UGF)	0.0	4,786.3	4,786.3	4,786.3	4,786.3	0.0	0.0%
Designated General (DGF)	0.0	3,389.1	3,389.1	3,389.1	3,389.1	0.0	0.0%
Other Funds	0.0	593.5	593.5	593.5	593.5	0.0	0.0%
Federal Funds	0.0	442.3	442.3	442.3	442.3	0.0	0.0%
Positions:							
Permanent Full Time	0	45	45	43	43	0	0.0%
Permanent Part Time	0	2	2	2	2	0	0.0%
Non Permanent	0	0	0	0	0	0	0.0%

Change Record Detail - Multiple Scenarios with Descriptions
University of Alaska

Component: College of Rural and Community Development (956)
RDU: University of Alaska Fairbanks CC (700)

Scenario/Change Record Title	Trans Type	Totals	Personal Services	Travel	Services	Commodities	Capital Outlay	Grants, Benefits	Miscellaneous	Positions		NP
										PFT	PPT	
***** Changes From FY2020 Conference Committee To FY2020 Authorized *****												
FY2020 Conference Committee												
ConfCom		9,211.2	5,075.7	154.3	3,696.3	105.3	0.0	179.6	0.0	45	2	0
1002 Fed Rcpts		442.3										
1004 Gen Fund		4,786.3										
1007 I/A Rcpts		360.6										
1048 Univ Rcpt		3,389.1										
1174 UA I/A		232.9										
Subtotal		9,211.2	5,075.7	154.3	3,696.3	105.3	0.0	179.6	0.0	45	2	0
***** Changes From FY2020 Authorized To FY2020 Management Plan *****												
Transfer Positions Between Allocations for Anticipated Needs												
Trout		0.0	0.0	0.0	0.0	0.0	0.0	0.0	0.0	-2	0	0
Position transfers deemed necessary to accurately reflect University position assignments for FY2020. Positions will be transferred between various University allocations.												
Align Authority with Anticipated Expenditures												
LIT		0.0	-1,011.4	57.1	921.9	2.1	0.0	30.3	0.0	0	0	0
Transfers within the allocation that University management and the Board of Regents have deemed necessary to accurately reflect revenue and expenditure levels for FY2020.												
Subtotal		9,211.2	4,064.3	211.4	4,618.2	107.4	0.0	209.9	0.0	43	2	0
***** Changes From FY2020 Management Plan To FY2021 Governor *****												
Totals		9,211.2	4,064.3	211.4	4,618.2	107.4	0.0	209.9	0.0	43	2	0

Personal Services Expenditure Detail
University of Alaska

Component: College of Rural and Community Development (956)

RDU: University of Alaska Fairbanks (236)

Notes:

1. If a position is split, an asterisk (*) will appear in the Split/Count column. If the split position is also counted in the component, two asterisks (**) will appear in the column.

2. "Pool" PCN refers to UA temporary positions, such as adjunct faculty; student employees; and other non-permanent staff. Multiple incumbents share the same labor pool position number and pooled budget.

PCN	Job Class Title	Location	Time Status	Split/ Count	Employee Class	Benefit Rate	Annual Budgeted Salary	Annual Benefits	Total Costs	UGF Estimate
200666	Assistant Professor	Fairbanks	PT		United Academics BU	29.8%	100	0	100	0
201891	Assistant Professor	Fairbanks	FT		United Academics BU	29.8%	68,000	20,264	88,264	53,797
201981	Assistant Professor	Fairbanks	FT		United Academics BU	29.8%	74,300	22,141	96,441	58,781
207185	Student Svcs Manager 2	Fairbanks	FT		APT - Exempt Employees	40.7%	64,200	26,129	90,329	55,056
208695	Admin Generalist 3	Fairbanks	FT		PERS - Classified	48.7%	100	0	100	0
208701	Admin Specialist 3	Fairbanks	FT		PERS - Classified	48.7%	72,400	35,259	107,659	65,618
208920	Student Svcs Professional 3	Fairbanks	FT		PERS - Classified	48.7%	50,100	24,399	74,499	45,407
208985	Student Svcs Professional 3	Fairbanks	FT		APT - Exempt Employees	40.7%	50,100	20,391	70,491	42,964
208990	Student Svcs Professional 3	Fairbanks	FT		APT - Exempt Employees	40.7%	51,600	21,001	72,601	44,251
208995	Student Svcs Professional 3	Fairbanks	FT		APT - Exempt Employees	40.7%	70,200	28,571	98,771	60,201
209091	Admin Generalist 4	Fairbanks	FT		PERS - Classified	48.7%	45,800	22,305	68,105	41,510
211371	Research Professional 3	Fairbanks	FT		APT - Exempt Employees	40.7%	79,569	32,385	111,954	64,806
213940	Dean (Academic)	Fairbanks	FT		Sr. Administrator	26.2%	100	0	100	0
240256	Assistant Professor	Fairbanks	FT		United Academics BU	29.8%	69,400	20,681	90,081	54,905
240814	Assistant Professor	Fairbanks	FT		United Academics BU	29.8%	79,800	23,780	103,580	63,132
240816	Assistant Professor	Fairbanks	FT		United Academics BU	29.8%	79,800	23,780	103,580	63,132
240844	Professor	Fairbanks	FT		United Academics BU	29.8%	82,900	24,704	107,604	65,585
240845	Professor	Fairbanks	FT		United Academics BU	29.8%	83,700	24,943	108,643	66,218
240846	Admin Specialist 3	Fairbanks	FT		PERS - Classified	48.7%	76,800	37,402	114,202	69,606
240847	Fiscal Manager 2	Fairbanks	FT		APT - Exempt Employees	40.7%	87,400	35,572	122,972	74,952
240852	Assistant Professor	Fairbanks	FT		United Academics BU	29.8%	70,700	21,069	91,769	55,933
240879	Associate Professor	Fairbanks	FT		United Academics BU	29.8%	70,700	21,069	91,769	55,933
240912	Student Svcs Professional 3	Fairbanks	FT		APT - Exempt Employees	40.7%	76,800	31,258	108,058	65,861
250366	Fiscal Technician 4	Fairbanks	FT		PERS - Classified	48.7%	66,800	32,532	99,332	60,543
251525	Associate Professor	Fairbanks	FT		United Academics BU	29.8%	74,600	22,231	96,831	59,019
270004	Student Svcs Professional 3	Fairbanks	FT		APT - Exempt Employees	40.7%	57,000	23,199	80,199	48,881
270600	Student Svcs Manager 1	Fairbanks	FT		APT - Exempt Employees	40.7%	59,900	24,379	84,279	0
280223	Fiscal Professional 2	Fairbanks	FT		PERS - Classified	48.7%	57,600	28,051	85,651	52,205
280251	Vice Chancellor (Admin)	Fairbanks	FT		Sr. Administrator	26.2%	149,300	39,117	188,417	114,840
280259	Administrative Management 4	Fairbanks	FT		APT - Exempt Employees	40.7%	113,300	46,113	159,413	97,163

Personal Services Expenditure Detail
University of Alaska

Component: College of Rural and Community Development (956)

RDU: University of Alaska Fairbanks (236)

Notes:

1. If a position is split, an asterisk (*) will appear in the Split/Count column. If the split position is also counted in the component, two asterisks (**) will appear in the column.
2. "Pool" PCN refers to UA temporary positions, such as adjunct faculty; student employees; and other non-permanent staff. Multiple incumbents share the same labor pool position number and pooled budget.

PCN	Job Class Title	Location	Time Status	Split/Count	Employee Class	Benefit Rate	Annual Budgeted Salary	Annual Benefits	Total Costs	UGF Estimate
280261	Assistant Professor	Fairbanks	FT		United Academics BU	29.8%	100	0	100	0
280568	Assistant Professor	Fairbanks	FT		United Academics BU	29.8%	74,400	22,171	96,571	58,860
290011	Admin Specialist 1	Fairbanks	FT		PERS - Classified	48.7%	56,400	27,467	83,867	51,117
484801	Comm Specialist 4 (NE)	Fairbanks	FT		PERS - Classified	48.7%	100	0	100	0
487001	Term Asst Professor	Fairbanks	FT		United Academics BU	29.8%	63,600	18,953	82,553	50,316
487002	Term Asst Professor	Fairbanks	FT		United Academics BU	29.8%	70,100	20,890	90,990	55,458
487005	Term Asst Professor	Fairbanks	FT		Non-Represented Faculty	26.2%	122,100	31,990	154,090	93,918
487102	Term Asst Professor	Fairbanks	FT		United Academics BU	29.8%	68,700	20,473	89,173	54,351
487300	Dean (Academic)	Fairbanks	FT		Sr. Administrator	26.2%	100	0	100	0
487703	Admin Generalist 4	Fairbanks	FT		PERS - Classified	48.7%	47,200	22,986	70,186	42,779
487803	Admin Specialist 1	Fairbanks	FT		PERS - Classified	48.7%	45,800	22,305	68,105	0
487809	Fiscal Professional 2 (NE)	Fairbanks	PT		PERS - Classified	48.7%	27,100	13,198	40,298	0
487810	Fiscal Technician 2	Fairbanks	FT		PERS - Classified	48.7%	47,200	22,986	70,186	42,779
487811	Communications Specialist 3	Fairbanks	FT		PERS - Classified	48.7%	70,900	34,528	105,428	0
487812	Admin Specialist 2	Fairbanks	FT		PERS - Classified	48.7%	100	0	100	0
POOL	Adjunct Faculty	Fairbanks	PT	*	Non-Represented Adjunct Faculty	0.0%	50,705	2,181	52,886	32,234
POOL	Adjunct Faculty	Fairbanks	PT		UNAD Adjunct Faculty	10.9%	64,284	2,697	66,981	40,825
POOL	UA Labor Pool	Fairbanks	PT	*	Labor Pool	0.0%	276,795	0	276,795	151,836

Total Position Costs 3,068,753 995,547 4,064,300 2,274,774

Full Time Positions: 43
Part Time Positions: 2
Positions in Component: 45

Federal Receipts (1002) 111,437
General Fund Receipts (1004) 2,274,774
Interagency Receipts (1007) 90,853
University Receipts (1048) 1,476,546
UA Intra-agency Transfers (1174) 110,690
UA Funding 4,064,300

State of Alaska FY2021 Governor's Operating Budget

University of Alaska Interior Alaska Campus Component Budget Summary

Component: Interior Alaska Campus

Contribution to Department's Mission

The mission of the Interior-Alaska Campus (IAC) is to integrate lifelong educational opportunities with rural Alaska and Alaska Native communities, cultures and ways of life.

Core Services

- Serves Alaska's Interior region, a 200,000-square mile area larger than France, the largest land base of any rural campus.
- Serves 11 separate school districts, several state government service areas and three Alaska Native corporate regions, as well as an Alaska Native population that is culturally and linguistically diverse.
- Through three educational centers, offers a variety of degree and non-degree educational opportunities, including: occupational endorsements in facility maintenance, basic carpentry, wildland fire and tribal justice; certificates in tribal management, construction trades technology and rural human services; an Associate of Applied Science in tribal management; and an Associate of Science.

Major Component Accomplishments in 2019

See University of Alaska Fairbanks

Key Component Challenges

See University of Alaska Fairbanks

Significant Changes in Results to be Delivered in FY2021

See University of Alaska Fairbanks

Statutory and Regulatory Authority

No statutes and regulations.

Contact Information

Contact: Michelle Rizk, Vice President, University Relations
Phone: (907) 450-8187
E-mail: marizk@alaska.edu

Interior Alaska Campus Personal Services Information				
Authorized Positions			Personal Services Costs	
	<u>FY2020</u> <u>Management</u> <u>Plan</u>	<u>FY2021</u> <u>Governor</u>		
Full-time	35	35	Annual Salaries	0
Part-time	0	0	Premium Pay	0
Nonpermanent	0	0	Annual Benefits	0
			Labor Pool(s)	0
			<i>Less % Vacancy Factor</i>	()
Totals	35	35	Total Personal Services	

Position Classification Summary					
Job Class Title	Anchorage	Fairbanks	Juneau	Others	Total
No personal services.					
Totals	0	0	0	0	0

Component Detail All Funds
University of Alaska

Component: Interior Alaska Campus (1418)
RDU: University of Alaska Fairbanks (236)

Non-Formula Component

	FY2019 Actuals	FY2020 Conference Committee	FY2020 Authorized	FY2020 Management Plan	FY2021 Governor	FY2020 Management Plan vs FY2021 Governor
71000 Personal Services	2,780.1	0.0	0.0	0.0	0.0	0.0 0.0%
72000 Travel	185.6	0.0	0.0	0.0	0.0	0.0 0.0%
73000 Services	437.8	0.0	0.0	0.0	0.0	0.0 0.0%
74000 Commodities	153.4	0.0	0.0	0.0	0.0	0.0 0.0%
75000 Capital Outlay	0.0	0.0	0.0	0.0	0.0	0.0 0.0%
77000 Grants, Benefits	195.0	0.0	0.0	0.0	0.0	0.0 0.0%
78000 Miscellaneous	0.0	0.0	0.0	0.0	0.0	0.0 0.0%
Totals	3,751.9	0.0	0.0	0.0	0.0	0.0 0.0%
Fund Sources:						
1002 Fed Rcpts (Fed)	938.7	0.0	0.0	0.0	0.0	0.0 0.0%
1004 Gen Fund (UGF)	1,425.9	0.0	0.0	0.0	0.0	0.0 0.0%
1007 I/A Rcpts (Other)	346.6	0.0	0.0	0.0	0.0	0.0 0.0%
1048 Univ Rcpt (DGF)	896.9	0.0	0.0	0.0	0.0	0.0 0.0%
1151 VoTech Ed (DGF)	93.8	0.0	0.0	0.0	0.0	0.0 0.0%
1174 UA I/A (Other)	50.0	0.0	0.0	0.0	0.0	0.0 0.0%
Unrestricted General (UGF)	1,425.9	0.0	0.0	0.0	0.0	0.0 0.0%
Designated General (DGF)	990.7	0.0	0.0	0.0	0.0	0.0 0.0%
Other Funds	396.6	0.0	0.0	0.0	0.0	0.0 0.0%
Federal Funds	938.7	0.0	0.0	0.0	0.0	0.0 0.0%
Positions:						
Permanent Full Time	35	0	0	0	0	0 0.0%
Permanent Part Time	0	0	0	0	0	0 0.0%
Non Permanent	0	0	0	0	0	0 0.0%

Component Detail All Funds
University of Alaska

Component: Interior Alaska Campus (1418)
RDU: University of Alaska Fairbanks CC (700)

Non-Formula Component

	FY2019 Actuals	FY2020 Conference Committee	FY2020 Authorized	FY2020 Management Plan	FY2021 Governor	FY2020 Management Plan vs FY2021 Governor	
71000 Personal Services	0.0	2,511.4	2,511.4	2,672.2	2,672.2	0.0	0.0%
72000 Travel	0.0	238.8	238.8	262.7	262.7	0.0	0.0%
73000 Services	0.0	2,140.6	2,140.6	1,887.5	1,887.5	0.0	0.0%
74000 Commodities	0.0	234.3	234.3	285.7	285.7	0.0	0.0%
75000 Capital Outlay	0.0	0.0	0.0	0.0	0.0	0.0	0.0%
77000 Grants, Benefits	0.0	133.9	133.9	130.9	130.9	0.0	0.0%
78000 Miscellaneous	0.0	0.0	0.0	0.0	0.0	0.0	0.0%
Totals	0.0	5,259.0	5,259.0	5,239.0	5,239.0	0.0	0.0%
Fund Sources:							
1002 Fed Rcpts (Fed)	0.0	1,594.7	1,594.7	1,594.7	1,594.7	0.0	0.0%
1004 Gen Fund (UGF)	0.0	1,294.5	1,294.5	1,294.5	1,294.5	0.0	0.0%
1007 I/A Rcpts (Other)	0.0	342.5	342.5	342.5	342.5	0.0	0.0%
1048 Univ Rcpt (DGF)	0.0	1,797.3	1,797.3	1,797.3	1,797.3	0.0	0.0%
1151 VoTech Ed (DGF)	0.0	105.0	105.0	85.0	85.0	0.0	0.0%
1174 UA I/A (Other)	0.0	125.0	125.0	125.0	125.0	0.0	0.0%
Unrestricted General (UGF)	0.0	1,294.5	1,294.5	1,294.5	1,294.5	0.0	0.0%
Designated General (DGF)	0.0	1,902.3	1,902.3	1,882.3	1,882.3	0.0	0.0%
Other Funds	0.0	467.5	467.5	467.5	467.5	0.0	0.0%
Federal Funds	0.0	1,594.7	1,594.7	1,594.7	1,594.7	0.0	0.0%
Positions:							
Permanent Full Time	0	35	35	35	35	0	0.0%
Permanent Part Time	0	0	0	0	0	0	0.0%
Non Permanent	0	0	0	0	0	0	0.0%

Change Record Detail - Multiple Scenarios with Descriptions
University of Alaska

Component: Interior Alaska Campus (1418)
RDU: University of Alaska Fairbanks CC (700)

Scenario/Change Record Title	Trans Type	Totals	Personal Services	Travel	Services	Commodities	Capital Outlay	Grants, Benefits	Miscellaneous	Positions		NP
										PFT	PPT	
***** Changes From FY2020 Conference Committee To FY2020 Authorized *****												
FY2020 Conference Committee												
	ConfCom	5,259.0	2,511.4	238.8	2,140.6	234.3	0.0	133.9	0.0	35	0	0
1002 Fed Rcpts		1,594.7										
1004 Gen Fund		1,294.5										
1007 I/A Rcpts		342.5										
1048 Univ Rcpt		1,797.3										
1151 VoTech Ed		105.0										
1174 UA I/A		125.0										
Subtotal		5,259.0	2,511.4	238.8	2,140.6	234.3	0.0	133.9	0.0	35	0	0
***** Changes From FY2020 Authorized To FY2020 Management Plan *****												
Transfer Authority to Align with Distributions												
	Trout	-20.0	0.0	0.0	-20.0	0.0	0.0	0.0	0.0	0	0	0
1151 VoTech Ed		-20.0										
Transfers between allocations deemed necessary for FY2020.												
1151 Tech Voc Educ Program												
(93.9) Kenai Peninsula College												
(35.9) Kodiak College												
65.8 Matanuska-Susitna College												
(24.7) Prince William Sound College												
(20.0) Interior Alaska Campus												
(73.7) Kuskokwim Campus												
99.7 Northwest Campus												
99.6 UAF Community and Technical College												
(3.8) Juneau Campus												
(9.5) Ketchikan Campus												
(3.6) Sitka Campus												
Align Authority with Anticipated Expenditures												
	LIT	0.0	160.8	23.9	-233.1	51.4	0.0	-3.0	0.0	0	0	0
Transfers within the allocation that University management and the Board of Regents have deemed necessary to accurately reflect revenue and expenditure levels for FY2020.												
Subtotal		5,239.0	2,672.2	262.7	1,887.5	285.7	0.0	130.9	0.0	35	0	0

Change Record Detail - Multiple Scenarios with Descriptions
University of Alaska

Component: Interior Alaska Campus (1418)
RDU: University of Alaska Fairbanks CC (700)

Scenario/Change Record Title	Trans Type	Totals	Personal Services	Travel	Services	Commodities	Capital Outlay	Grants, Benefits	Miscellaneous	Positions		
										PFT	PPT	NP
***** Changes From FY2020 Management Plan To FY2021 Governor *****												
	Totals	5,239.0	2,672.2	262.7	1,887.5	285.7	0.0	130.9	0.0	35	0	0

Personal Services Expenditure Detail
University of Alaska

Component: Interior Alaska Campus (1418)
RDU: University of Alaska Fairbanks (236)

Notes:

1. If a position is split, an asterisk (*) will appear in the Split/Count column. If the split position is also counted in the component, two asterisks (**) will appear in the column.
2. "Pool" PCN refers to UA temporary positions, such as adjunct faculty; student employees; and other non-permanent staff. Multiple incumbents share the same labor pool position number and pooled budget.

PCN	Job Class Title	Location	Time Status	Split/ Count	Employee Class	Benefit Rate	Annual Budgeted Salary	Annual Benefits	Total Costs	UGF Estimate
201835	Assistant Professor	Fairbanks	FT		United Academics BU	29.8%	79,800	23,780	103,580	41,683
270610	Professor	Fairbanks	FT		United Academics BU	29.8%	97,100	28,936	126,036	50,719
270648	Fiscal Professional 2	Fairbanks	FT		APT - Exempt Employees	40.7%	70,900	28,856	99,756	40,144
270654	Associate Professor	Fairbanks	FT		United Academics BU	29.8%	50,400	15,019	65,419	21,834
280208	Associate Professor	Fairbanks	FT		United Academics BU	29.8%	84,300	25,121	109,421	44,033
280210	Admin Specialist 3	Fairbanks	FT		APT - Exempt Employees	40.7%	75,200	30,606	105,806	42,578
280211	Assistant Professor	Fairbanks	FT		United Academics BU	29.8%	65,500	19,519	85,019	25,647
280219	Admin Generalist 4	Fairbanks	FT		PERS - Classified	48.7%	37,900	18,457	56,357	22,679
280243	Admin Specialist 3	Fairbanks	FT		APT - Exempt Employees	40.7%	63,600	25,885	89,485	36,011
280250	Admin Generalist 4	Fairbanks	FT		PERS - Classified	48.7%	100	0	100	0
280252	Director (Academic)	Fairbanks	FT		Sr. Administrator	26.2%	104,000	27,248	131,248	52,817
290154	Fiscal Technician 3	Fairbanks	FT		PERS - Classified	48.7%	52,600	25,616	78,216	31,476
484003	Term Asst Professor	Fairbanks	FT		United Academics BU	29.8%	100	0	100	0
484006	Term Asst Professor	Fairbanks	FT		United Academics BU	29.8%	64,600	19,251	83,851	0
484008	Term Asst Professor	Fairbanks	FT		United Academics BU	29.8%	33,300	9,923	43,223	17,394
484009	Term Asst Professor	Fairbanks	FT		United Academics BU	29.8%	73,200	21,814	95,014	38,235
484010	Associate Professor	Fairbanks	FT		United Academics BU	29.8%	64,000	19,072	83,072	0
484011	Term Asst Professor	Fairbanks	FT		United Academics BU	29.8%	67,500	20,115	87,615	0
484200	Term Instructor	Fairbanks	FT		Non-Represented Faculty	26.2%	67,500	17,685	85,185	0
484204	Associate Professor	Fairbanks	FT		United Academics BU	29.8%	43,700	13,023	56,723	18,961
484701	Administrative Professional 2	Fairbanks	FT		APT - Exempt Employees	40.7%	73,100	29,752	102,852	10,362
484800	Student Svcs Manager 1	Fairbanks	FT		APT - Exempt Employees	40.7%	51,200	20,838	72,038	28,990
484803	Student Svcs Professional 1	Fairbanks	FT		PERS - Classified	48.7%	34,000	16,558	50,558	2,035
484804	Student Svcs Professional 2	Fairbanks	FT		PERS - Classified	48.7%	60,400	29,415	89,815	9,036
484806	IS Professional 2A	Fairbanks	FT		PERS - Classified	48.7%	40,700	19,821	60,521	0
484808	Admin Generalist 2	Fairbanks	FT		PERS - Classified	48.7%	30,100	14,659	44,759	18,012
484809	Admin Specialist 2	Fairbanks	FT		PERS - Classified	48.7%	48,500	23,620	72,120	0
484811	Student Svcs Professional 2	Fairbanks	FT		PERS - Classified	48.7%	100	0	100	0
484812	Admin Generalist 2	Fairbanks	FT		PERS - Classified	48.7%	25,900	12,613	38,513	15,498
484814	Student Svcs Professional 2	Fairbanks	FT		PERS - Classified	48.7%	53,200	25,908	79,108	0

Personal Services Expenditure Detail
University of Alaska

Component: Interior Alaska Campus (1418)
RDU: University of Alaska Fairbanks (236)

Notes:

1. If a position is split, an asterisk (*) will appear in the Split/Count column. If the split position is also counted in the component, two asterisks (**) will appear in the column.
2. "Pool" PCN refers to UA temporary positions, such as adjunct faculty; student employees; and other non-permanent staff. Multiple incumbents share the same labor pool position number and pooled budget.

PCN	Job Class Title	Location	Time Status	Split/Count	Employee Class	Benefit Rate	Annual Budgeted Salary	Annual Benefits	Total Costs	UGF Estimate
484816	Admin Generalist 2	Fairbanks	FT		PERS - Classified	48.7%	31,500	15,341	46,841	18,849
484818	Student Svcs Professional 1	Fairbanks	FT		PERS - Classified	48.7%	34,300	16,704	51,004	2,035
484820	Student Svcs Technician 2	Fairbanks	FT		PERS - Classified	48.7%	41,400	20,162	61,562	24,774
486000	Term Asst Professor	Fairbanks	FT		United Academics BU	29.8%	77,200	23,006	100,206	30,243
487201	Term Asst Professor	Fairbanks	FT		Non-Represented Faculty	26.2%	68,900	18,052	86,952	34,991
POOL	Adjunct Faculty	Fairbanks	PT	*	Non-Represented Adjunct Faculty	0.0%	20,491	828	21,319	8,579
POOL	Adjunct Faculty	Fairbanks	PT		UNAD Adjunct Faculty	10.9%	35,450	1,418	36,868	14,837
POOL	UA Labor Pool	Fairbanks	PT	*	Labor Pool	0.0%	71,838	0	71,838	17,345
Total Position Costs							1,993,579	678,621	2,672,200	719,795

Full Time Positions: 35
Part Time Positions: -
Positions in Component: 35

Federal Receipts (1002)	727,072
General Fund Receipts (1004)	719,795
Interagency Receipts (1007)	156,156
University Receipts (1048)	999,672
UA Intra-agency Transfers (1174)	69,505
UA Funding	2,672,200

**State of Alaska
FY2021 Governor's Operating Budget**

**University of Alaska
Kuskokwim Campus
Component Budget Summary**

Component: Kuskokwim Campus

Contribution to Department's Mission

The Kuskokwim Campus prepares professional, community and cultural leaders in an active and relevant learning environment. The Kuskokwim Campus is located in a regional transportation and service center for an extended community of more than 40 rural villages. Bethel is a community of about 6,000 people 80 miles inland on the Kuskokwim River.

Core Services

- Offers certificate, Associate of Applied Science (AAS), and Associate of Arts programs in collaboration with the College of Rural and Community Development, Community and Technical College, and the University of Alaska Anchorage School of Health.
- Collaborates with the Fairbanks Campus for bachelor's degrees in rural development, elementary education and social work; and a master's degree in rural development.
- Offers on-campus and online audio conference classes both in-region and statewide as part of the CRCD family of branch campuses.
- Coordinates dual credit, tech prep courses and other early college programs for regional high school students.
- Offers continuing education and community-interest credit and noncredit courses.

Major Component Accomplishments in 2019

See University of Alaska Fairbanks

Key Component Challenges

See University of Alaska Fairbanks

Significant Changes in Results to be Delivered in FY2021

See University of Alaska Fairbanks

Statutory and Regulatory Authority

No statutes and regulations.

Contact Information
Contact: Michelle Rizk, Vice President, University Relations Phone: (907) 450-8187 E-mail: marizk@alaska.edu

Kuskokwim Campus Personal Services Information					
Authorized Positions			Personal Services Costs		
	<u>FY2020</u> <u>Management</u> <u>Plan</u>	<u>FY2021</u> <u>Governor</u>			
			Annual Salaries		0
Full-time	41	41	Premium Pay		0
Part-time	2	2	Annual Benefits		0
Nonpermanent	0	0	Labor Pool(s)		0
			<i>Less % Vacancy Factor</i>		()
Totals	43	43	Total Personal Services		

Position Classification Summary					
Job Class Title	Anchorage	Fairbanks	Juneau	Others	Total
No personal services.					
Totals	0	0	0	0	0

Component Detail All Funds
University of Alaska

Component: Kuskokwim Campus (746)
RDU: University of Alaska Fairbanks (236)

Non-Formula Component

	FY2019 Actuals	FY2020 Conference Committee	FY2020 Authorized	FY2020 Management Plan	FY2021 Governor	FY2020 Management Plan vs FY2021 Governor	
71000 Personal Services	3,364.5	0.0	0.0	0.0	0.0	0.0	0.0%
72000 Travel	232.8	0.0	0.0	0.0	0.0	0.0	0.0%
73000 Services	587.6	0.0	0.0	0.0	0.0	0.0	0.0%
74000 Commodities	204.7	0.0	0.0	0.0	0.0	0.0	0.0%
75000 Capital Outlay	8.8	0.0	0.0	0.0	0.0	0.0	0.0%
77000 Grants, Benefits	172.7	0.0	0.0	0.0	0.0	0.0	0.0%
78000 Miscellaneous	0.0	0.0	0.0	0.0	0.0	0.0	0.0%
Totals	4,571.1	0.0	0.0	0.0	0.0	0.0	0.0%
Fund Sources:							
1002 Fed Rcpts (Fed)	147.1	0.0	0.0	0.0	0.0	0.0	0.0%
1004 Gen Fund (UGF)	2,584.6	0.0	0.0	0.0	0.0	0.0	0.0%
1007 I/A Rcpts (Other)	234.2	0.0	0.0	0.0	0.0	0.0	0.0%
1048 Univ Rcpt (DGF)	1,485.1	0.0	0.0	0.0	0.0	0.0	0.0%
1151 VoTech Ed (DGF)	99.3	0.0	0.0	0.0	0.0	0.0	0.0%
1174 UA I/A (Other)	20.8	0.0	0.0	0.0	0.0	0.0	0.0%
Unrestricted General (UGF)	2,584.6	0.0	0.0	0.0	0.0	0.0	0.0%
Designated General (DGF)	1,584.4	0.0	0.0	0.0	0.0	0.0	0.0%
Other Funds	255.0	0.0	0.0	0.0	0.0	0.0	0.0%
Federal Funds	147.1	0.0	0.0	0.0	0.0	0.0	0.0%
Positions:							
Permanent Full Time	37	0	0	0	0	0	0.0%
Permanent Part Time	2	0	0	0	0	0	0.0%
Non Permanent	0	0	0	0	0	0	0.0%

Component Detail All Funds
University of Alaska

Component: Kuskokwim Campus (746)
RDU: University of Alaska Fairbanks CC (700)

Non-Formula Component

	FY2019 Actuals	FY2020 Conference Committee	FY2020 Authorized	FY2020 Management Plan	FY2021 Governor	FY2020 Management Plan vs FY2021 Governor	
71000 Personal Services	0.0	3,556.4	3,556.4	3,516.4	3,516.4	0.0	0.0%
72000 Travel	0.0	174.6	174.6	138.3	138.3	0.0	0.0%
73000 Services	0.0	1,961.8	1,961.8	2,016.2	2,016.2	0.0	0.0%
74000 Commodities	0.0	191.5	191.5	167.4	167.4	0.0	0.0%
75000 Capital Outlay	0.0	0.0	0.0	0.0	0.0	0.0	0.0%
77000 Grants, Benefits	0.0	158.5	158.5	130.8	130.8	0.0	0.0%
78000 Miscellaneous	0.0	0.0	0.0	0.0	0.0	0.0	0.0%
Totals	0.0	6,042.8	6,042.8	5,969.1	5,969.1	0.0	0.0%
Fund Sources:							
1002 Fed Rcpts (Fed)	0.0	826.1	826.1	826.1	826.1	0.0	0.0%
1004 Gen Fund (UGF)	0.0	2,324.6	2,324.6	2,324.6	2,324.6	0.0	0.0%
1007 I/A Rcpts (Other)	0.0	258.8	258.8	258.8	258.8	0.0	0.0%
1048 Univ Rcpt (DGF)	0.0	2,385.0	2,385.0	2,385.0	2,385.0	0.0	0.0%
1151 VoTech Ed (DGF)	0.0	193.6	193.6	119.9	119.9	0.0	0.0%
1174 UA I/A (Other)	0.0	54.7	54.7	54.7	54.7	0.0	0.0%
Unrestricted General (UGF)	0.0	2,324.6	2,324.6	2,324.6	2,324.6	0.0	0.0%
Designated General (DGF)	0.0	2,578.6	2,578.6	2,504.9	2,504.9	0.0	0.0%
Other Funds	0.0	313.5	313.5	313.5	313.5	0.0	0.0%
Federal Funds	0.0	826.1	826.1	826.1	826.1	0.0	0.0%
Positions:							
Permanent Full Time	0	37	37	41	41	0	0.0%
Permanent Part Time	0	2	2	2	2	0	0.0%
Non Permanent	0	0	0	0	0	0	0.0%

Change Record Detail - Multiple Scenarios with Descriptions
University of Alaska

Component: Kuskokwim Campus (746)
RDU: University of Alaska Fairbanks CC (700)

Scenario/Change Record Title	Trans Type	Totals	Personal Services	Travel	Services	Commodities	Capital Outlay	Grants, Benefits	Miscellaneous	Positions		NP
										PFT	PPT	
***** Changes From FY2020 Conference Committee To FY2020 Authorized *****												
FY2020 Conference Committee												
	ConfCom	6,042.8	3,556.4	174.6	1,961.8	191.5	0.0	158.5	0.0	37	2	0
1002 Fed Rcpts		826.1										
1004 Gen Fund		2,324.6										
1007 I/A Rcpts		258.8										
1048 Univ Rcpt		2,385.0										
1151 VoTech Ed		193.6										
1174 UA I/A		54.7										
Subtotal		6,042.8	3,556.4	174.6	1,961.8	191.5	0.0	158.5	0.0	37	2	0
***** Changes From FY2020 Authorized To FY2020 Management Plan *****												
Transfer Authority to Align with Distributions												
	Trout	-73.7	0.0	0.0	-73.7	0.0	0.0	0.0	0.0	0	0	0
1151 VoTech Ed		-73.7										
Transfers between allocations deemed necessary for FY2020.												
1151 Tech Voc Educ Program												
(93.9) Kenai Peninsula College												
(35.9) Kodiak College												
65.8 Matanuska-Susitna College												
(24.7) Prince William Sound College												
(20.0) Interior Alaska Campus												
(73.7) Kuskokwim Campus												
99.7 Northwest Campus												
99.6 UAF Community and Technical College												
(3.8) Juneau Campus												
(9.5) Ketchikan Campus												
(3.6) Sitka Campus												
Transfer Positions Between Allocations for Anticipated Needs												
	Trin	0.0	0.0	0.0	0.0	0.0	0.0	0.0	0.0	4	0	0
Position transfers deemed necessary to accurately reflect University position assignments for FY2020. Positions will be transferred between various University allocations.												
Align Authority with Anticipated Expenditures												
	LIT	0.0	-40.0	-36.3	128.1	-24.1	0.0	-27.7	0.0	0	0	0

Change Record Detail - Multiple Scenarios with Descriptions
University of Alaska

Component: Kuskokwim Campus (746)
RDU: University of Alaska Fairbanks CC (700)

Scenario/Change Record Title	Trans Type	Totals	Personal Services	Travel	Services	Commodities	Capital Outlay	Grants, Benefits	Miscellaneous	Positions		NP
										PFT	PPT	
Transfers within the allocation that University management and the Board of Regents have deemed necessary to accurately reflect revenue and expenditure levels for FY2020.												
	Subtotal	5,969.1	3,516.4	138.3	2,016.2	167.4	0.0	130.8	0.0	41	2	0
***** Changes From FY2020 Management Plan To FY2021 Governor *****												
	Totals	5,969.1	3,516.4	138.3	2,016.2	167.4	0.0	130.8	0.0	41	2	0

Personal Services Expenditure Detail
University of Alaska

Component: Kuskokwim Campus (746)
RDU: University of Alaska Fairbanks (236)

Notes:

1. If a position is split, an asterisk (*) will appear in the Split/Count column. If the split position is also counted in the component, two asterisks (**) will appear in the column.
2. "Pool" PCN refers to UA temporary positions, such as adjunct faculty; student employees; and other non-permanent staff. Multiple incumbents share the same labor pool position number and pooled budget.

PCN	Job Class Title	Location	Time Status	Split/ Count	Employee Class	Benefit Rate	Annual Budgeted Salary	Annual Benefits	Total Costs	UGF Estimate
201935	Fiscal Manager 1	Bethel	FT		APT - Exempt Employees	40.7%	79,400	32,316	111,716	61,548
250701	Campus Services Generalist 1	Bethel	FT		PERS - Classified	48.7%	32,600	15,876	48,476	0
270011	Professor	Bethel	FT		United Academics BU	29.8%	86,700	25,837	112,537	62,000
270602	Library Professional 2	Bethel	FT		APT - Exempt Employees	40.7%	74,800	30,444	105,244	57,982
270605	Admin Generalist 4	Bethel	FT		PERS - Classified	48.7%	100	0	100	0
270607	Director (Academic)	Bethel	FT		Sr. Administrator	26.2%	111,600	29,239	140,839	77,593
270608	IS Ops Technician 3	Bethel	FT		PERS - Classified	48.7%	72,400	35,259	107,659	59,313
270613	Crafts & Trades II (CT2)	Bethel	FT		AHECTE- Labor Trades & Crafts	44.5%	87,700	39,027	126,727	69,818
270619	Library Technician 2	Bethel	FT		PERS - Classified	48.7%	100	0	100	0
270620	Admin Specialist 2	Bethel	FT		PERS - Classified	48.7%	60,200	29,317	89,517	49,318
270627	Student Svcs Professional 2	Bethel	FT		PERS - Classified	48.7%	58,700	28,587	87,287	48,089
270630	IS Net Technician 7	Bethel	FT		PERS - Classified	48.7%	81,800	39,837	121,637	67,013
270633	Assistant Professor	Bethel	FT		United Academics BU	29.8%	83,600	24,913	108,513	59,783
270638	Student Svcs Technician 2	Bethel	FT		PERS - Classified	48.7%	51,800	25,227	77,027	42,436
270651	Associate Professor	Bethel	FT		United Academics BU	29.8%	105,200	31,350	136,550	75,229
270653	Admin Specialist 2 (Exempt)	Bethel	FT		APT - Exempt Employees	40.7%	100	0	100	0
270668	Associate Professor	Bethel	FT		United Academics BU	29.8%	90,400	26,939	117,339	64,646
270669	Student Svcs Manager 1	Bethel	FT		APT - Exempt Employees	40.7%	72,400	29,467	101,867	56,122
270670	Student Svcs Manager 1	Bethel	FT		APT - Exempt Employees	40.7%	61,500	25,031	86,531	0
270672	Administrative Management 3	Bethel	FT		APT - Exempt Employees	40.7%	95,900	39,031	134,931	74,338
270673	Campus Services Generalist 2	Bethel	FT		PERS - Classified	48.7%	43,000	20,941	63,941	0
270677	Assistant Professor	Bethel	FT		United Academics BU	29.8%	100	0	100	0
270688	Admin Generalist 4	Bethel	FT		PERS - Classified	48.7%	67,600	32,921	100,521	55,380
270949	Fiscal Technician 2	Bethel	FT		PERS - Classified	48.7%	48,900	23,814	72,714	40,061
483100	Term Asst Professor	Bethel	FT		United Academics BU	29.8%	62,000	18,476	80,476	44,337
485000	Term Asst Professor	Bethel	FT		United Academics BU	29.8%	100	0	100	0
485002	Term Asst Professor	Bethel	FT		United Academics BU	29.8%	66,100	19,698	85,798	47,269
485003	Term Asst Professor	Bethel	FT		United Academics BU	29.8%	79,100	23,572	102,672	56,565
485004	Term Asst Professor	Bethel	FT		United Academics BU	29.8%	77,800	23,184	100,984	55,635
485009	Term Asst Professor	Bethel	FT		Non-Represented Faculty	26.2%	54,500	14,279	68,779	0

Personal Services Expenditure Detail
University of Alaska

Component: Kuskokwim Campus (746)
RDU: University of Alaska Fairbanks (236)

Notes:

1. If a position is split, an asterisk (*) will appear in the Split/Count column. If the split position is also counted in the component, two asterisks (**) will appear in the column.
2. "Pool" PCN refers to UA temporary positions, such as adjunct faculty; student employees; and other non-permanent staff. Multiple incumbents share the same labor pool position number and pooled budget.

PCN	Job Class Title	Location	Time Status	Split/Count	Employee Class	Benefit Rate	Annual Budgeted Salary	Annual Benefits	Total Costs	UGF Estimate
485013	Term Asst Professor	Bethel	PT		United Academics BU	29.8%	29,100	8,672	37,772	0
485015	Term Asst Professor	Bethel	FT		United Academics BU	29.8%	88,900	26,492	115,392	63,573
485017	Term Asst Professor	Bethel	FT		United Academics BU	29.8%	79,800	23,780	103,580	57,066
485200	Term Assoc Professor	Bethel	FT		Non-Represented Faculty	26.2%	76,800	20,122	96,922	53,397
485700	Stu Svcs Profess 2 (Exempt)	Bethel	FT		APT - Exempt Employees	40.7%	64,900	26,414	91,314	50,308
485702	Student Svcs Professional 3	Bethel	FT		APT - Exempt Employees	40.7%	61,300	24,949	86,249	47,517
485704	Admin Specialist 2 (Exempt)	Bethel	FT		APT - Exempt Employees	40.7%	59,000	24,013	83,013	45,734
485705	Stu Svcs Profess 1 (Exempt)	Bethel	PT		APT - Exempt Employees	40.7%	23,476	9,555	33,031	0
485801	Student Svcs Professional 2	Bethel	FT	**	PERS - Classified	48.7%	30,500	14,854	45,354	24,987
485804	Student Svcs Professional 2	Bethel	FT		PERS - Classified	48.7%	71,000	34,577	105,577	58,166
485805	Admin Generalist 2	Bethel	FT		PERS - Classified	48.7%	46,400	22,597	68,997	38,013
485806	Library Technician 1	Bethel	FT		PERS - Classified	48.7%	43,700	21,282	64,982	0
486807	Admin Generalist 1	Bethel	FT		PERS - Classified	48.7%	27,100	13,198	40,298	22,201
POOL	Adjunct Faculty	Bethel	PT	*	UNAD Adjunct Faculty	10.9%	51,005	2,135	53,140	29,277
Total Position Costs							2,559,181	957,219	3,516,400	1,714,713
Full Time Positions:		41								
Part Time Positions:		2								
Positions in Component:		43								
									Federal Receipts (1002)	122,952.9
									General Fund Receipts (1004)	1,714,712.8
									Interagency Receipts (1007)	38,518.6
									University Receipts (1048)	1,599,867.0
									UA Intra-agency Transfers (1174)	40,348.8
									UA Funding	3,516,400

State of Alaska FY2021 Governor's Operating Budget

University of Alaska Northwest Campus Component Budget Summary

Component: Northwest Campus

Contribution to Department's Mission

The mission of the Northwest Campus is to provide excellent opportunities for academic, vocational, and community education to the Bering Strait Region, including Nome and 16 surrounding communities.

Core Services

- Northwest Campus partners with regional organizations to provide a wealth of educational opportunities, including professional development; dual credit; vocational and technical education; indigenous language education; health careers training; and campus-level credentials in applied business, substitute teacher training, and cultural knowledge and awareness.
- Northwest Campus' community services include comprehensive student support through advising, community-interest courses, and engagement for students from second grade to middle school, as well as recent college-bound high school graduates.

Major Component Accomplishments in 2019

See University of Alaska Fairbanks

Key Component Challenges

See University of Alaska Fairbanks

Significant Changes in Results to be Delivered in FY2021

See University of Alaska Fairbanks

Statutory and Regulatory Authority

No statutes and regulations.

Contact Information
Contact: Michelle Rizk, Vice President, University Relations Phone: (907) 450-8187 E-mail: marizk@alaska.edu

Northwest Campus Personal Services Information					
Authorized Positions			Personal Services Costs		
	<u>FY2020</u> <u>Management</u> <u>Plan</u>	<u>FY2021</u> <u>Governor</u>			
			Annual Salaries		0
Full-time	13	13	Premium Pay		0
Part-time	0	0	Annual Benefits		0
Nonpermanent	0	0	Labor Pool(s)		0
			<i>Less % Vacancy Factor</i>		()
Totals	13	13	Total Personal Services		

Position Classification Summary					
Job Class Title	Anchorage	Fairbanks	Juneau	Others	Total
No personal services.					
Totals	0	0	0	0	0

Component Detail All Funds
University of Alaska

Component: Northwest Campus (747)
RDU: University of Alaska Fairbanks (236)

Non-Formula Component

	FY2019 Actuals	FY2020 Conference Committee	FY2020 Authorized	FY2020 Management Plan	FY2021 Governor	FY2020 Management Plan vs FY2021 Governor	
71000 Personal Services	1,475.1	0.0	0.0	0.0	0.0	0.0	0.0%
72000 Travel	81.2	0.0	0.0	0.0	0.0	0.0	0.0%
73000 Services	363.7	0.0	0.0	0.0	0.0	0.0	0.0%
74000 Commodities	144.8	0.0	0.0	0.0	0.0	0.0	0.0%
75000 Capital Outlay	0.0	0.0	0.0	0.0	0.0	0.0	0.0%
77000 Grants, Benefits	61.7	0.0	0.0	0.0	0.0	0.0	0.0%
78000 Miscellaneous	0.0	0.0	0.0	0.0	0.0	0.0	0.0%
Totals	2,126.5	0.0	0.0	0.0	0.0	0.0	0.0%
Fund Sources:							
1002 Fed Rcpts (Fed)	353.8	0.0	0.0	0.0	0.0	0.0	0.0%
1004 Gen Fund (UGF)	1,344.6	0.0	0.0	0.0	0.0	0.0	0.0%
1048 Univ Rcpt (DGF)	343.6	0.0	0.0	0.0	0.0	0.0	0.0%
1151 VoTech Ed (DGF)	84.5	0.0	0.0	0.0	0.0	0.0	0.0%
Unrestricted General (UGF)	1,344.6	0.0	0.0	0.0	0.0	0.0	0.0%
Designated General (DGF)	428.1	0.0	0.0	0.0	0.0	0.0	0.0%
Other Funds	0.0	0.0	0.0	0.0	0.0	0.0	0.0%
Federal Funds	353.8	0.0	0.0	0.0	0.0	0.0	0.0%
Positions:							
Permanent Full Time	14	0	0	0	0	0	0.0%
Permanent Part Time	0	0	0	0	0	0	0.0%
Non Permanent	0	0	0	0	0	0	0.0%

Component Detail All Funds
University of Alaska

Component: Northwest Campus (747)
RDU: University of Alaska Fairbanks CC (700)

Non-Formula Component

	FY2019 Actuals	FY2020 Conference Committee	FY2020 Authorized	FY2020 Management Plan	FY2021 Governor	FY2020 Management Plan vs FY2021 Governor	
71000 Personal Services	0.0	1,776.8	1,776.8	1,782.8	1,782.8	0.0	0.0%
72000 Travel	0.0	115.0	115.0	143.5	143.5	0.0	0.0%
73000 Services	0.0	2,859.1	2,859.1	2,924.5	2,924.5	0.0	0.0%
74000 Commodities	0.0	114.5	114.5	116.0	116.0	0.0	0.0%
75000 Capital Outlay	0.0	0.0	0.0	0.0	0.0	0.0	0.0%
77000 Grants, Benefits	0.0	65.3	65.3	63.6	63.6	0.0	0.0%
78000 Miscellaneous	0.0	0.0	0.0	0.0	0.0	0.0	0.0%
Totals	0.0	4,930.7	4,930.7	5,030.4	5,030.4	0.0	0.0%
Fund Sources:							
1002 Fed Rcpts (Fed)	0.0	2,920.7	2,920.7	2,920.7	2,920.7	0.0	0.0%
1004 Gen Fund (UGF)	0.0	1,161.7	1,161.7	1,161.7	1,161.7	0.0	0.0%
1007 I/A Rcpts (Other)	0.0	11.1	11.1	11.1	11.1	0.0	0.0%
1048 Univ Rcpt (DGF)	0.0	642.9	642.9	642.9	642.9	0.0	0.0%
1151 VoTech Ed (DGF)	0.0	89.3	89.3	189.0	189.0	0.0	0.0%
1174 UA I/A (Other)	0.0	105.0	105.0	105.0	105.0	0.0	0.0%
Unrestricted General (UGF)	0.0	1,161.7	1,161.7	1,161.7	1,161.7	0.0	0.0%
Designated General (DGF)	0.0	732.2	732.2	831.9	831.9	0.0	0.0%
Other Funds	0.0	116.1	116.1	116.1	116.1	0.0	0.0%
Federal Funds	0.0	2,920.7	2,920.7	2,920.7	2,920.7	0.0	0.0%
Positions:							
Permanent Full Time	0	14	14	13	13	0	0.0%
Permanent Part Time	0	0	0	0	0	0	0.0%
Non Permanent	0	0	0	0	0	0	0.0%

Change Record Detail - Multiple Scenarios with Descriptions
University of Alaska

Component: Northwest Campus (747)
RDU: University of Alaska Fairbanks CC (700)

Scenario/Change Record Title	Trans Type	Totals	Personal Services	Travel	Services	Commodities	Capital Outlay	Grants, Benefits	Miscellaneous	Positions		NP
										PFT	PPT	
***** Changes From FY2020 Conference Committee To FY2020 Authorized *****												
FY2020 Conference Committee												
	ConfCom	4,930.7	1,776.8	115.0	2,859.1	114.5	0.0	65.3	0.0	14	0	0
1002 Fed Rcpts		2,920.7										
1004 Gen Fund		1,161.7										
1007 I/A Rcpts		11.1										
1048 Univ Rcpt		642.9										
1151 VoTech Ed		89.3										
1174 UA I/A		105.0										
Subtotal		4,930.7	1,776.8	115.0	2,859.1	114.5	0.0	65.3	0.0	14	0	0
***** Changes From FY2020 Authorized To FY2020 Management Plan *****												
Transfer Positions Between Allocations for Anticipated Needs												
	Trout	0.0	0.0	0.0	0.0	0.0	0.0	0.0	0.0	-1	0	0
Position transfers deemed necessary to accurately reflect University position assignments for FY2020. Positions will be transferred between various University allocations.												
Transfer Authority to Align with Distributions												
	Trin	99.7	0.0	0.0	99.7	0.0	0.0	0.0	0.0	0	0	0
1151 VoTech Ed		99.7										
Transfers between allocations deemed necessary for FY2020.												
1151 Tech Voc Educ Program												
(93.9)	Kenai Peninsula College											
(35.9)	Kodiak College											
65.8	Matanuska-Susitna College											
(24.7)	Prince William Sound College											
(20.0)	Interior Alaska Campus											
(73.7)	Kuskokwim Campus											
99.7	Northwest Campus											
99.6	UAF Community and Technical College											
(3.8)	Juneau Campus											
(9.5)	Ketchikan Campus											
(3.6)	Sitka Campus											
Align Authority with Anticipated Expenditures												
	LIT	0.0	6.0	28.5	-34.3	1.5	0.0	-1.7	0.0	0	0	0

Change Record Detail - Multiple Scenarios with Descriptions
University of Alaska

Component: Northwest Campus (747)
RDU: University of Alaska Fairbanks CC (700)

Scenario/Change Record Title	Trans Type	Totals	Personal Services	Travel	Services	Commodities	Capital Outlay	Grants, Benefits	Miscellaneous	Positions		NP
										PFT	PPT	
Transfers within the allocation that University management and the Board of Regents have deemed necessary to accurately reflect revenue and expenditure levels for FY2020.												
	Subtotal	5,030.4	1,782.8	143.5	2,924.5	116.0	0.0	63.6	0.0	13	0	0
***** Changes From FY2020 Management Plan To FY2021 Governor *****												
	Totals	5,030.4	1,782.8	143.5	2,924.5	116.0	0.0	63.6	0.0	13	0	0

Personal Services Expenditure Detail
University of Alaska

Component: Northwest Campus (747)
RDU: University of Alaska Fairbanks (236)

Notes:

1. If a position is split, an asterisk (*) will appear in the Split/Count column. If the split position is also counted in the component, two asterisks (**) will appear in the column.
2. "Pool" PCN refers to UA temporary positions, such as adjunct faculty; student employees; and other non-permanent staff. Multiple incumbents share the same labor pool position number and pooled budget.

PCN	Job Class Title	Location	Time Status	Split/ Count	Employee Class	Benefit Rate	Annual Budgeted Salary	Annual Benefits	Total Costs	UGF Estimate
217040	Administrative Management 1	Nome	FT		APT - Exempt Employees	40.7%	75,200	30,606	105,806	64,877
242907	Director (Academic)	Nome	FT		Sr. Administrator	26.2%	110,700	29,003	139,703	85,661
270904	Fiscal Professional 2	Nome	FT		APT - Exempt Employees	40.7%	93,600	38,095	131,695	80,751
270906	Admin Specialist 4	Nome	FT		APT - Exempt Employees	40.7%	67,800	27,595	95,395	37,960
270911	Maintenance Serv Worker (MSW1)	Nome	FT		AHECTE- Labor Trades & Crafts	44.5%	36,800	16,376	53,176	32,606
270912	Associate Professor	Nome	FT		United Academics BU	29.8%	92,500	27,565	120,065	55,394
270914	Student Svcs Professional 2	Nome	FT		PERS - Classified	48.7%	58,100	28,295	86,395	52,974
270922	Fiscal Technician 2	Nome	FT		PERS - Classified	48.7%	38,900	18,944	57,844	35,468
270926	Admin Generalist 3	Nome	FT		PERS - Classified	48.7%	54,800	26,688	81,488	49,965
486700	Student Svcs Technician 3	Nome	FT		PERS - Classified	48.7%	48,200	23,473	71,673	8,753
486800	Student Svcs Professional 2	Nome	FT		PERS - Classified	48.7%	52,700	25,665	78,365	12,218
486801	Admin Specialist 3	Nome	FT		APT - Exempt Employees	40.7%	67,500	27,473	94,973	38,219
486804	Student Svcs Professional 2	Nome	FT		PERS - Classified	48.7%	52,800	25,714	78,514	12,035
POOL	Adjunct Faculty	Nome	PT	*	Non-Represented Adjunct Faculty	0.0%	25,332	1,013	26,345	16,154
POOL	Adjunct Faculty	Nome	PT		UNAD Adjunct Faculty	10.9%	105,108	4,213	109,321	67,032
POOL	UA Labor Pool	Nome	PT	*	Labor Pool	0.0%	452,042	0	452,042	227,284
Total Position Costs							1,432,082	350,718	1,782,800	877,349

Full Time Positions: 13
Part Time Positions: -
Positions in Component: 13

Federal Receipts (1002) 350,611
General Fund Receipts (1004) 877,349
Interagency Receipts (1007) 1,332
University Receipts (1048) 474,208
UA Intra-agency Transfers (1174) 79,299
UA Funding 1,782,800

**State of Alaska
FY2021 Governor's Operating Budget**

**University of Alaska
UAF Community and Technical College
Component Budget Summary**

Component: UAF Community and Technical College

Contribution to Department's Mission

The UAF Community and Technical College (CTC) is Alaska's quality choice for career and technical education, academic preparation and lifelong learning. CTC's core purpose is community-driven education built on values of academic excellence, integrity, student empowerment, innovation, flexibility and community collaboration.

Core Services

- Fulfills the UAF community college mission in the greater Fairbanks area, on northern military bases and in Delta Junction.
- Serves 30 percent of all UAF students and accounts for 20 percent of UAF student credit hours and 20 percent of all graduates.
- Offers more than 40 certificates, associate degrees and occupational endorsements in high-demand, high-growth fields through its facilities in nine locations.
- Partners with business, industry, education and labor to develop programs responsive to current and emerging workforce development job markets.
- Serves as a major partner with other community campuses across Alaska in delivering programs like allied health nursing, process technology, computer information systems and early childhood education.

Major Component Accomplishments in 2019

See University of Alaska Fairbanks

Key Component Challenges

See University of Alaska Fairbanks

Significant Changes in Results to be Delivered in FY2021

See University of Alaska Fairbanks

Statutory and Regulatory Authority

No statutes and regulations.

Contact Information

Contact: Michelle Rizk, Vice President, University Relations
Phone: (907) 450-8187
E-mail: marizk@alaska.edu

**UAF Community and Technical College
Personal Services Information**

Authorized Positions			Personal Services Costs	
	<u>FY2020</u> <u>Management</u> <u>Plan</u>	<u>FY2021</u> <u>Governor</u>		
			Annual Salaries	0
Full-time	59	59	Premium Pay	0
Part-time	9	9	Annual Benefits	0
Nonpermanent	0	0	Labor Pool(s)	0
			<i>Less % Vacancy Factor</i>	<i>()</i>
Totals	68	68	Total Personal Services	

Position Classification Summary

Job Class Title	Anchorage	Fairbanks	Juneau	Others	Total
No personal services.					
Totals	0	0	0	0	0

Component Detail All Funds
University of Alaska

Component: UAF Community and Technical College (2992)
RDU: University of Alaska Fairbanks (236)

Non-Formula Component

	FY2019 Actuals	FY2020 Conference Committee	FY2020 Authorized	FY2020 Management Plan	FY2021 Governor	FY2020 Management Plan vs FY2021 Governor
71000 Personal Services	8,137.1	0.0	0.0	0.0	0.0	0.0 0.0%
72000 Travel	46.7	0.0	0.0	0.0	0.0	0.0 0.0%
73000 Services	970.1	0.0	0.0	0.0	0.0	0.0 0.0%
74000 Commodities	775.3	0.0	0.0	0.0	0.0	0.0 0.0%
75000 Capital Outlay	1,063.3	0.0	0.0	0.0	0.0	0.0 0.0%
77000 Grants, Benefits	314.4	0.0	0.0	0.0	0.0	0.0 0.0%
78000 Miscellaneous	0.0	0.0	0.0	0.0	0.0	0.0 0.0%
Totals	11,306.9	0.0	0.0	0.0	0.0	0.0 0.0%
Fund Sources:						
1002 Fed Rcpts (Fed)	13.5	0.0	0.0	0.0	0.0	0.0 0.0%
1004 Gen Fund (UGF)	4,818.1	0.0	0.0	0.0	0.0	0.0 0.0%
1048 Univ Rcpt (DGF)	6,171.7	0.0	0.0	0.0	0.0	0.0 0.0%
1151 VoTech Ed (DGF)	303.6	0.0	0.0	0.0	0.0	0.0 0.0%
Unrestricted General (UGF)	4,818.1	0.0	0.0	0.0	0.0	0.0 0.0%
Designated General (DGF)	6,475.3	0.0	0.0	0.0	0.0	0.0 0.0%
Other Funds	0.0	0.0	0.0	0.0	0.0	0.0 0.0%
Federal Funds	13.5	0.0	0.0	0.0	0.0	0.0 0.0%
Positions:						
Permanent Full Time	59	0	0	0	0	0 0.0%
Permanent Part Time	9	0	0	0	0	0 0.0%
Non Permanent	0	0	0	0	0	0 0.0%

Component Detail All Funds
University of Alaska

Component: UAF Community and Technical College (2992)
RDU: University of Alaska Fairbanks CC (700)

Non-Formula Component

	FY2019 Actuals	FY2020 Conference Committee	FY2020 Authorized	FY2020 Management Plan	FY2021 Governor	FY2020 Management Plan vs FY2021 Governor	
71000 Personal Services	0.0	8,612.4	8,612.4	9,125.5	9,125.5	0.0	0.0%
72000 Travel	0.0	62.0	62.0	52.0	52.0	0.0	0.0%
73000 Services	0.0	3,846.9	3,846.9	3,120.9	3,120.9	0.0	0.0%
74000 Commodities	0.0	537.1	537.1	587.0	587.0	0.0	0.0%
75000 Capital Outlay	0.0	0.0	0.0	272.6	272.6	0.0	0.0%
77000 Grants, Benefits	0.0	147.0	147.0	147.0	147.0	0.0	0.0%
78000 Miscellaneous	0.0	0.0	0.0	0.0	0.0	0.0	0.0%
Totals	0.0	13,205.4	13,205.4	13,305.0	13,305.0	0.0	0.0%
Fund Sources:							
1002 Fed Rcpts (Fed)	0.0	560.1	560.1	560.1	560.1	0.0	0.0%
1004 Gen Fund (UGF)	0.0	4,635.8	4,635.8	4,635.8	4,635.8	0.0	0.0%
1007 I/A Rcpts (Other)	0.0	199.4	199.4	199.4	199.4	0.0	0.0%
1048 Univ Rcpt (DGF)	0.0	7,311.2	7,311.2	7,311.2	7,311.2	0.0	0.0%
1151 VoTech Ed (DGF)	0.0	254.2	254.2	353.8	353.8	0.0	0.0%
1174 UA I/A (Other)	0.0	244.7	244.7	244.7	244.7	0.0	0.0%
Unrestricted General (UGF)	0.0	4,635.8	4,635.8	4,635.8	4,635.8	0.0	0.0%
Designated General (DGF)	0.0	7,565.4	7,565.4	7,665.0	7,665.0	0.0	0.0%
Other Funds	0.0	444.1	444.1	444.1	444.1	0.0	0.0%
Federal Funds	0.0	560.1	560.1	560.1	560.1	0.0	0.0%
Positions:							
Permanent Full Time	0	59	59	59	59	0	0.0%
Permanent Part Time	0	9	9	9	9	0	0.0%
Non Permanent	0	0	0	0	0	0	0.0%

Change Record Detail - Multiple Scenarios with Descriptions
University of Alaska

Component: UAF Community and Technical College (2992)
RDU: University of Alaska Fairbanks CC (700)

Scenario/Change Record Title	Trans Type	Totals	Personal Services	Travel	Services	Commodities	Capital Outlay	Grants, Benefits	Miscellaneous	Positions		NP
										PFT	PPT	
***** Changes From FY2020 Conference Committee To FY2020 Authorized *****												
FY2020 Conference Committee												
	ConfCom	13,205.4	8,612.4	62.0	3,846.9	537.1	0.0	147.0	0.0	59	9	0
1002 Fed Rcpts		560.1										
1004 Gen Fund		4,635.8										
1007 I/A Rcpts		199.4										
1048 Univ Rcpt		7,311.2										
1151 VoTech Ed		254.2										
1174 UA I/A		244.7										
Subtotal		13,205.4	8,612.4	62.0	3,846.9	537.1	0.0	147.0	0.0	59	9	0
***** Changes From FY2020 Authorized To FY2020 Management Plan *****												
Transfer Authority to Align with Distributions												
	Trin	99.6	0.0	0.0	99.6	0.0	0.0	0.0	0.0	0	0	0
1151 VoTech Ed		99.6										
Transfers between allocations deemed necessary for FY2020.												
1151 Tech Voc Educ Program												
(93.9) Kenai Peninsula College												
(35.9) Kodiak College												
65.8 Matanuska-Susitna College												
(24.7) Prince William Sound College												
(20.0) Interior Alaska Campus												
(73.7) Kuskokwim Campus												
99.7 Northwest Campus												
99.6 UAF Community and Technical College												
(3.8) Juneau Campus												
(9.5) Ketchikan Campus												
(3.6) Sitka Campus												
Align Authority with Anticipated Expenditures												
	LIT	0.0	513.1	-10.0	-825.6	49.9	272.6	0.0	0.0	0	0	0
Transfers within the allocation that University management and the Board of Regents have deemed necessary to accurately reflect revenue and expenditure levels for FY2020.												
Subtotal		13,305.0	9,125.5	52.0	3,120.9	587.0	272.6	147.0	0.0	59	9	0

Change Record Detail - Multiple Scenarios with Descriptions
University of Alaska

Component: UAF Community and Technical College (2992)
RDU: University of Alaska Fairbanks CC (700)

Scenario/Change Record Title	Trans Type	Totals	Personal Services	Travel	Services	Commodities	Capital Outlay	Grants, Benefits	Miscellaneous	Positions		
										PFT	PPT	NP
***** Changes From FY2020 Management Plan To FY2021 Governor *****												
	Totals	13,305.0	9,125.5	52.0	3,120.9	587.0	272.6	147.0	0.0	59	9	0

Personal Services Expenditure Detail
University of Alaska

Component: UAF Community and Technical College (2992)

RDU: University of Alaska Fairbanks (236)

Notes:

1. If a position is split, an asterisk (*) will appear in the Split/Count column. If the split position is also counted in the component, two asterisks (**) will appear in the column.

2. "Pool" PCN refers to UA temporary positions, such as adjunct faculty; student employees; and other non-permanent staff. Multiple incumbents share the same labor pool position number and pooled budget.

PCN	Job Class Title	Location	Time Status	Split/ Count	Employee Class	Benefit Rate	Annual Budgeted Salary	Annual Benefits	Total Costs	UGF Estimate
200245	Associate Professor	Fairbanks	FT		United Academics BU	29.8%	77,800	23,184	100,984	38,796
200582	IS Net Technician 6	Fairbanks	FT		PERS - Classified	48.7%	61,100	29,756	90,856	34,905
201581	Admin Specialist 2	Fairbanks	FT		PERS - Classified	48.7%	53,700	26,152	79,852	30,678
201821	IS Consultant 3A	Fairbanks	FT		APT - Exempt Employees	40.7%	34,800	14,164	48,964	18,811
204546	Associate Professor	Fairbanks	FT		Non-Represented Faculty	26.2%	88,800	23,266	112,066	43,054
216275	Admin Generalist 4	Fairbanks	FT		PERS - Classified	48.7%	38,400	18,701	57,101	21,937
240701	Administrative Management 1	Fairbanks	PT		APT - Exempt Employees	40.7%	100	0	100	0
240703	Admin Generalist 3	Fairbanks	FT		PERS - Classified	48.7%	46,400	22,597	68,997	26,507
240704	Student Svcs Professional 1	Fairbanks	FT		PERS - Classified	48.7%	60,500	29,464	89,964	34,562
240811	Student Svcs Technician 3	Fairbanks	FT		PERS - Classified	48.7%	48,600	23,668	72,268	27,764
240813	Assistant Professor	Fairbanks	FT		United Academics BU	29.8%	69,100	20,592	89,692	34,458
240820	IS Net Technician 6	Fairbanks	FT		PERS - Classified	48.7%	61,100	29,756	90,856	34,905
240821	Communications Specialist 4	Fairbanks	FT		APT - Exempt Employees	40.7%	54,800	22,304	77,104	29,622
240853	Admin Generalist 4	Fairbanks	FT		PERS - Classified	48.7%	42,000	20,454	62,454	23,994
240854	Student Svcs Manager 2	Fairbanks	FT		APT - Exempt Employees	40.7%	68,900	28,042	96,942	37,243
240980	Student Svcs Professional 4	Fairbanks	FT		APT - Exempt Employees	40.7%	69,500	28,287	97,787	37,568
240981	Admin Generalist 4	Fairbanks	FT		PERS - Classified	48.7%	38,800	18,896	57,696	22,166
240983	Assistant Professor	Fairbanks	PT		Non-Represented Faculty	26.2%	100	0	100	0
242845	Associate Dean/Faculty	Fairbanks	FT		Non-Represented Faculty	26.2%	113,400	29,711	143,111	54,980
247990	Associate Professor	Fairbanks	FT		United Academics BU	29.8%	101,000	30,098	131,098	50,365
251201	Assistant Professor	Fairbanks	FT		United Academics BU	29.8%	72,700	21,665	94,365	36,253
270692	Assistant Professor	Fairbanks	FT		United Academics BU	29.8%	67,700	20,175	87,875	33,760
280505	Student Svcs Technician 3	Fairbanks	FT		PERS - Classified	48.7%	45,400	22,110	67,510	25,936
280506	Associate Professor	Fairbanks	FT		United Academics BU	29.8%	78,500	23,393	101,893	39,145
280509	Admin Generalist 3	Fairbanks	PT		PERS - Classified	48.7%	100	0	100	0
280510	Professor	Fairbanks	FT		United Academics BU	29.8%	86,000	25,628	111,628	42,885
280511	Admin Generalist 4	Fairbanks	FT		PERS - Classified	48.7%	59,300	28,879	88,179	33,877
280512	Professor	Fairbanks	FT		United Academics BU	29.8%	99,300	29,591	128,891	49,518
280513	Professor	Fairbanks	FT		United Academics BU	29.8%	84,200	25,092	109,292	41,988
280515	Administrative Management 2	Fairbanks	FT		PERS - Classified	48.7%	49,600	24,155	73,755	28,335

Personal Services Expenditure Detail
University of Alaska

Component: UAF Community and Technical College (2992)

RDU: University of Alaska Fairbanks (236)

Notes:

1. If a position is split, an asterisk (*) will appear in the Split/Count column. If the split position is also counted in the component, two asterisks (**) will appear in the column.

2. "Pool" PCN refers to UA temporary positions, such as adjunct faculty; student employees; and other non-permanent staff. Multiple incumbents share the same labor pool position number and pooled budget.

PCN	Job Class Title	Location	Time Status	Split/ Count	Employee Class	Benefit Rate	Annual Budgeted Salary	Annual Benefits	Total Costs	UGF Estimate
280520	Admin Generalist 4	Fairbanks	FT		PERS - Classified	48.7%	44,000	21,428	65,428	25,136
280532	Admin Specialist 4	Fairbanks	FT		APT - Exempt Employees	40.7%	70,200	28,571	98,771	37,946
280535	Admin Generalist 4	Fairbanks	FT		PERS - Classified	48.7%	46,800	22,792	69,592	26,736
280537	Fiscal Technician 3	Fairbanks	FT		PERS - Classified	48.7%	49,600	24,155	73,755	28,335
280545	Associate Professor	Fairbanks	FT		United Academics BU	29.8%	87,400	26,045	113,445	43,584
280546	Assistant Professor	Fairbanks	FT		United Academics BU	29.8%	65,700	19,579	85,279	32,762
280549	Training & Development 2	Fairbanks	FT		PERS - Classified	48.7%	55,900	27,223	83,123	31,934
280552	Assistant Professor	Fairbanks	PT		United Academics BU	29.8%	100	0	100	0
280563	Admin Generalist 4	Fairbanks	FT		PERS - Classified	48.7%	46,500	22,646	69,146	26,564
280566	Training & Development 1	Fairbanks	FT		PERS - Classified	48.7%	36,800	17,922	54,722	21,023
280567	Dean (Academic)	Fairbanks	FT		Sr. Administrator	26.2%	142,900	37,440	180,340	69,283
280573	Associate Professor	Fairbanks	FT		United Academics BU	29.8%	77,100	22,976	100,076	38,447
280574	Associate Professor	Fairbanks	FT		United Academics BU	29.8%	96,900	28,876	125,776	48,321
280575	Professor	Fairbanks	FT		United Academics BU	29.8%	93,100	27,744	120,844	46,426
280576	Admin Specialist 1	Fairbanks	PT		PERS - Classified	48.7%	100	0	100	0
280577	Fiscal Manager 2	Fairbanks	FT		APT - Exempt Employees	40.7%	99,500	40,497	139,997	53,784
280591	Professor	Fairbanks	FT		United Academics BU	29.8%	89,900	26,790	116,690	44,830
280595	Admin Generalist 1	Fairbanks	PT		PERS - Classified	48.7%	100	0	100	0
488000	Term Asst Professor	Fairbanks	FT		United Academics BU	29.8%	75,700	22,559	98,259	37,749
488002	Assistant Professor	Fairbanks	FT		United Academics BU	29.8%	45,000	13,410	58,410	22,440
488004	Term Asst Professor	Fairbanks	FT		United Academics BU	29.8%	65,700	19,579	85,279	32,762
488005	Term Asst Professor	Fairbanks	PT		United Academics BU	29.8%	100	0	100	0
488006	Term Asst Professor	Fairbanks	FT		United Academics BU	29.8%	45,000	13,410	58,410	22,440
488007	Assistant Professor	Fairbanks	FT		United Academics BU	29.8%	90,000	26,820	116,820	44,880
488008	Term Asst Professor	Fairbanks	FT		United Academics BU	29.8%	75,100	22,380	97,480	37,450
488009	Term Asst Professor	Fairbanks	PT		United Academics BU	29.8%	100	0	100	0
488010	Training & Development 2	Fairbanks	FT		PERS - Classified	48.7%	45,800	22,305	68,105	26,165
488012	Term Asst Professor	Fairbanks	PT		United Academics BU	29.8%	100	0	100	0
488014	Term Asst Professor	Fairbanks	FT		United Academics BU	29.8%	100	0	100	0
488015	Term Asst Professor	Fairbanks	FT		United Academics BU	29.8%	62,300	18,565	80,865	31,067

Personal Services Expenditure Detail
University of Alaska

Component: UAF Community and Technical College (2992)

RDU: University of Alaska Fairbanks (236)

Notes:

1. If a position is split, an asterisk (*) will appear in the Split/Count column. If the split position is also counted in the component, two asterisks (**) will appear in the column.
2. "Pool" PCN refers to UA temporary positions, such as adjunct faculty; student employees; and other non-permanent staff. Multiple incumbents share the same labor pool position number and pooled budget.

PCN	Job Class Title	Location	Time Status	Split/Count	Employee Class	Benefit Rate	Annual Budgeted Salary	Annual Benefits	Total Costs	UGF Estimate
488016	Term Asst Professor	Fairbanks	FT		United Academics BU	29.8%	100	0	100	0
488017	Term Asst Professor	Fairbanks	FT		United Academics BU	29.8%	69,900	20,830	90,730	34,857
488019	Assistant Professor	Fairbanks	FT		United Academics BU	29.8%	70,900	21,128	92,028	35,356
488021	Assistant Professor	Fairbanks	FT		United Academics BU	29.8%	75,700	22,559	98,259	37,749
488201	Term Asst Professor	Fairbanks	FT		United Academics BU	29.8%	100	0	100	0
488801	Training & Development 1	Fairbanks	FT		PERS - Classified	48.7%	35,700	17,386	53,086	20,395
488803	Admin Generalist 3	Fairbanks	FT		PERS - Classified	48.7%	100	0	100	0
488804	Communications Specialist 2	Fairbanks	FT		PERS - Classified	48.7%	45,800	22,305	68,105	26,165
POOL	Adjunct Faculty	Fairbanks	PT	*	Non-Represented Adjunct Faculty	0.0%	548,794	22,471	571,265	219,469
POOL	Adjunct Faculty	Fairbanks	PT		UNAD Adjunct Faculty	10.9%	1,524,684	61,714	1,586,398	609,464
POOL	UA Labor Pool	Fairbanks	PT	*	Labor Pool	0.0%	1,972,544	0	1,972,544	757,814

Total Position Costs	7,723,622	1,401,878	9,125,500	3,505,347
-----------------------------	-----------	-----------	-----------	-----------

Full Time Positions:	59
Part Time Positions:	9
Positions in Component:	68

Federal Receipts (1002)	-
General Fund Receipts (1004)	3,505,347
Interagency Receipts (1007)	-
University Receipts (1048)	5,435,124
UA Intra-agency Transfers (1174)	185,029
UA Funding	9,125,500

**State of Alaska
FY2021 Governor's Operating Budget**

**University of Alaska
University of Alaska Southeast
Results Delivery Unit Budget Summary**

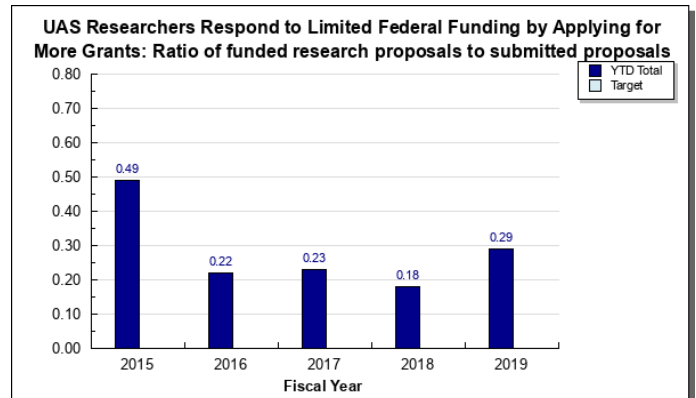
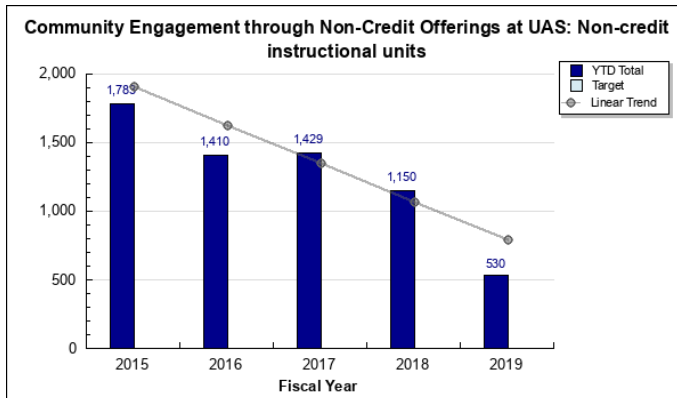
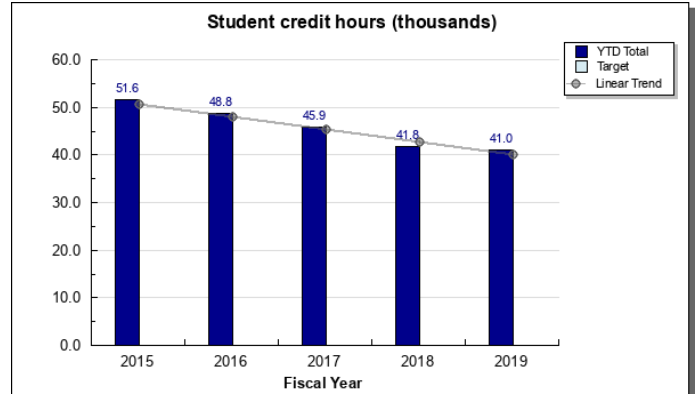
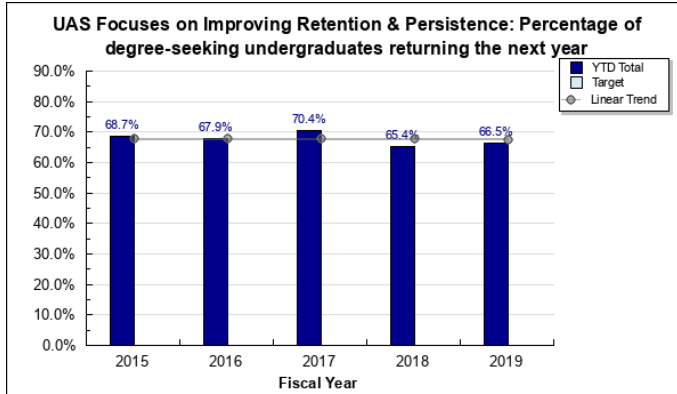
University of Alaska Southeast Results Delivery Unit

Contribution to Department's Mission

The mission of the University of Alaska Southeast is student learning enhanced by faculty scholarship, undergraduate research and creative activities, community engagement, and the cultures and environment of Southeast Alaska.

Results

(Additional performance information is available on the web at <https://omb.alaska.gov/results>.)



Core Services

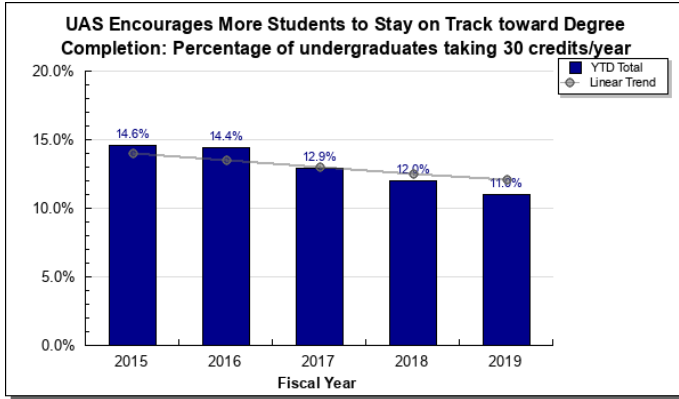
- **STUDENT SUCCESS.** Culturally and socioeconomically diverse students are provided ready access to educational opportunities and safe environments.
 - Students are supported by an inclusive university community.
 - Students successfully complete educational goals.
- **TEACHING AND LEARNING.**
 - Students are provided relevant programs and services, ranging from community college-level to graduate level.
 - Students demonstrate academic excellence in learning.
- **COMMUNITY ENGAGEMENT.**
 - Promote a better understanding of local, state, national, and international community needs and provide solutions with a special emphasis on Southeast Alaska.
- **RESEARCH AND CREATIVE EXPRESSION.** Faculty and students are engaged in research, scholarship, and creative expression.

Measures by Core Service

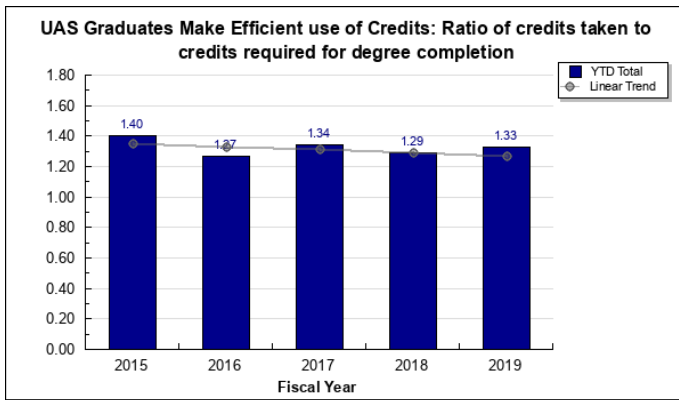
(Additional performance information is available on the web at <https://omb.alaska.gov/results>.)

1. STUDENT SUCCESS. Culturally and socioeconomically diverse students are provided ready access to educational opportunities and safe environments.

2. -- Students are supported by an inclusive university community.

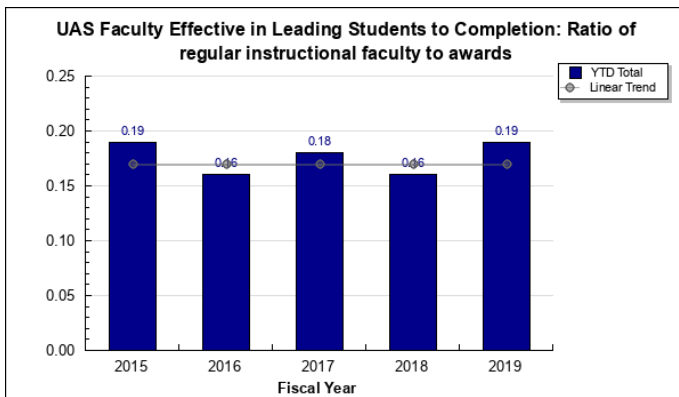


3. -- Students successfully complete educational goals.

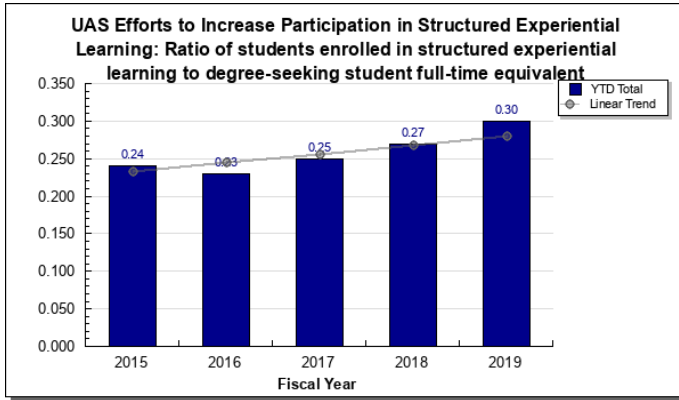


4. TEACHING AND LEARNING.

-- Students are provided relevant programs and services, ranging from community college-level to graduate level.



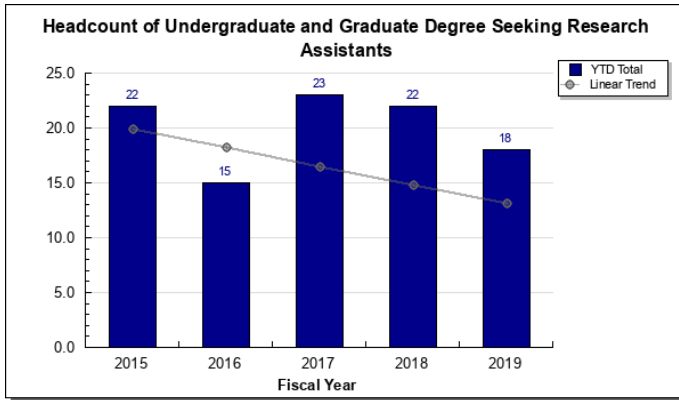
5. -- Students demonstrate academic excellence in learning.



6. COMMUNITY ENGAGEMENT.

-- Promote a better understanding of local, state, national, and international community needs and provide solutions with a special emphasis on Southeast Alaska.

7. RESEARCH AND CREATIVE EXPRESSION. Faculty and students are engaged in research, scholarship, and creative expression.



Major RDU Accomplishments in 2019

In July 2019, the Northwest Commission on Colleges and Universities (NWCCU) reaffirmed UAS’s institutional accreditation, based on a comprehensive Self-Evaluation Report and peer evaluation site visit.

Student Success

Sitka campus focused on student accommodations in online courses, including training in disability awareness and researching close captioning options. The plan is to close caption all online lectures and videos delivered by faculty. They also launched the College Skills that Achieve Results (CSTAR) program which helps students navigate the financial responsibilities of college attendance using iGrad resources.

UAS, in conjunction with Sealaska Heritage Institute, received funding for its Preparing Indigenous Teacher & Administrators for Alaska Schools (PITAAS). The PITAAS program was started over 15 years ago to increase the number of Alaskan Native teachers throughout the state. Due to loss in federal funding the program was set to be substantially reduced. But through our partnership with Sealaska Heritage Institute we were able to receive federal funds to continue this program. Students who are accepted to the program receive a scholarship from Sealaska Heritage Institute that generally covers tuition, fees, and books, as well as, tutoring, leadership skills and overall support from the Native and Rural Student Center.

Teaching and Learning

UAS hosted more than 70 Alaska high school students from 11 school districts and 17 communities for the 2019 Educators Rising Conference. Educators Rising offers students the opportunity to explore education careers and encourages them to become teachers. During the conference UAS faculty from the Alaska College of Education shared their experience as teachers.

UAS is a recipient of an Indian Education Professional Development grant that provides funding for new professional mentoring, scholarship support for Master of Arts in Teaching (MAT) and Education Leadership student.

The Sitka campus has expanded dual enrollment opportunities for high school students in both the Sitka School District and Mt. Edgecumbe High School.

In collaboration with the Juneau Housing Trust and the Juneau School District, UAS and high school students are building seven homes in a Juneau subdivision. These homes are single-family homes that are priced for low for middle income families. The first home is expected to be finished and on the market by fall 2019. Students learn the basic construction skills while helping to fulfill a need in the community, affordable housing.

Partnerships and Community Engagement

UAS received an additional \$20,000 donation from Coeur Alaska Inc. This donation creates more opportunities for hands-on undergraduate work by providing scholarships to students.

The Ketchikan campus partnered with Ketchikan High School to offer dual credit Certified Nurse Aid courses and with Ketchikan Indian Community for the 5th year of Tribal Scholar's program to offer dual credit science courses.

The Sitka campus collaborated with the Sitka Fine Arts Camp musical theater program to allow students taking a two-week intensive to receive college credit in theater. They also developed a monthly series of career development workshops for students and was open to the public. Some of the workshops' topics included social media, resume writing, job success, communication skills, time management and workplace culture.

Research and Creative Expression

UAS's Juneau campus received a grant from the Alaska Humanities Forum and in partnership with KTOO radio to create broadcasting content of the Tlingit language. The goal is to create two types of content. The first, is "A Word of the Week" project that introduces a new Tlingit word every week and introduces five sentences over the weekdays. The second, is a weekly Tlingit language radio program that covers local, regional, and national events. The material will be broadcast and archived on KTOO which will increase the visibility and access to the Tlingit language.

Juneau campus also received a grant from the US Geological Survey to provide better understanding of avalanches and the process leading to their formation in the City and Borough of Juneau. This information will aid in the forecasting of avalanches and help to facilitate updates to local hazard maps.

Sitka Campus received a three-year National Science Foundation Advanced Technological Education grant; "Enhancing Aquaculture: Education for Underserved Alaska Communities to Promote Workforce Development in Fisheries Industries". This grant will help to create an Alaska Salmon Enhancement and Fisheries Management Occupational Endorsement.

Ketchikan campus hosted the Ketchikan Interdisciplinary Student Symposium in March 2019 which featured nine UAS student research projects.

Three students were awarded funding of up to \$2,500 each for a variety of projects in 2019 by the UAS Undergraduate Research & Creative Activities (URECA) program, where award winners work with faculty mentors to design and complete their own projects, and present their results at the UREAC Symposium during National Undergraduate Research Week. The program is designed to give undergraduate students applied research and public speaking experiences that are often reserved for graduate students.

Key RDU Challenges

- Top priority challenges continue to be student recruitment, retention, and completion, stemming from a decline in population and, as a result, decreasing high school graduates, low visibility across the state, and tuition increases.
- The Alaska Marine Highway System restructuring and budget cuts will impact the number of employees that will be sent to the UAS Maritime Training Center.

Significant Changes in Results to be Delivered in FY2021

- No significant changes

Contact Information
<p>Contact: Michelle Rizk, Vice President, University Relations Phone: (907) 450-8187 E-mail: marizk@alaska.edu</p>

**University of Alaska Southeast
RDU Financial Summary by Component**

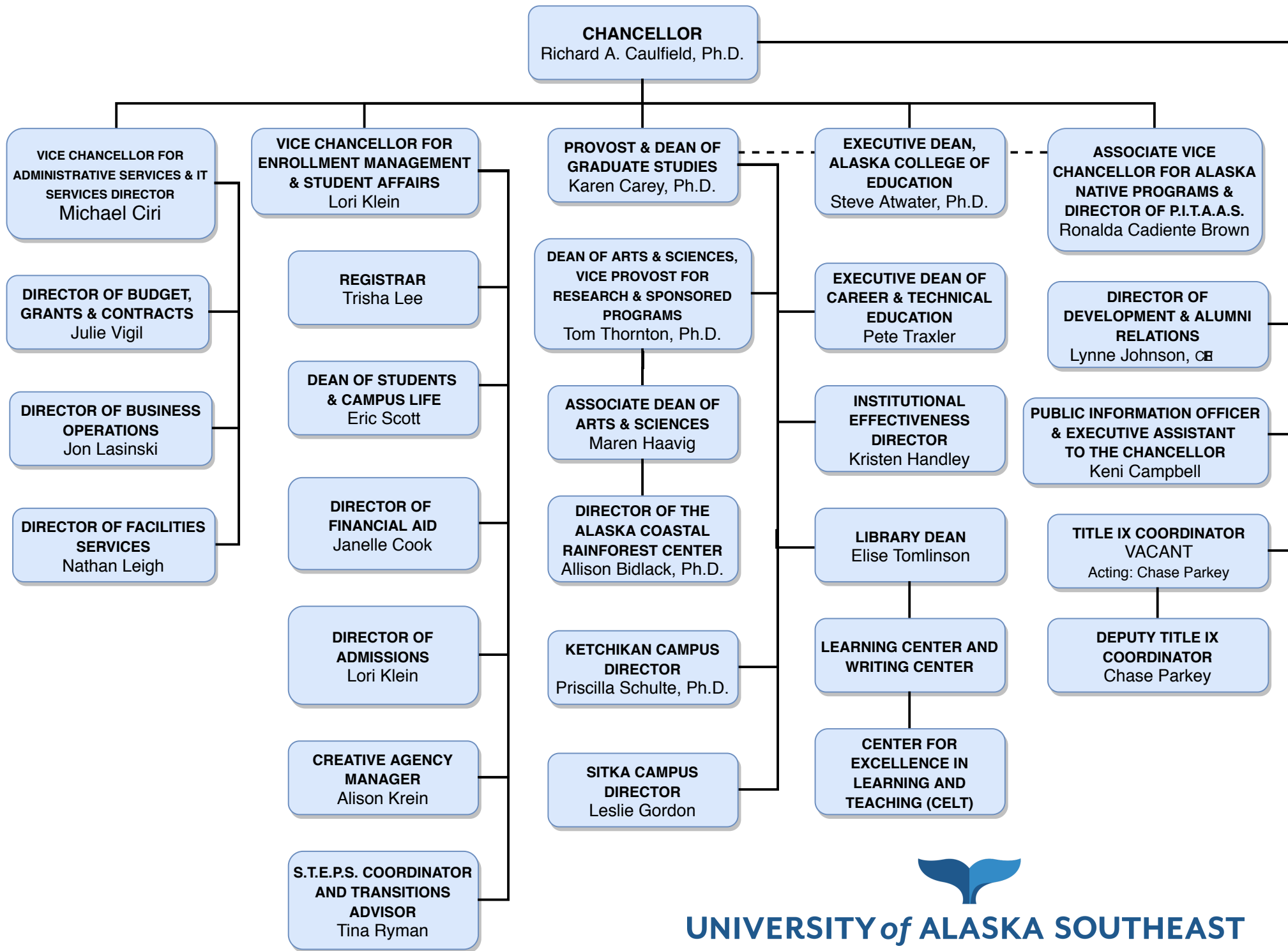
All dollars shown in thousands

	FY2019 Actuals				FY2020 Management Plan				FY2021 Governor			
	UGF+DGF Funds	Other Funds	Federal Funds	Total Funds	UGF+DGF Funds	Other Funds	Federal Funds	Total Funds	UGF+DGF Funds	Other Funds	Federal Funds	Total Funds
Formula Expenditures None.												
Non-Formula Expenditures												
Juneau Campus	29,820.4	691.1	2,539.8	33,051.3	38,239.4	2,104.4	4,047.1	44,390.9	38,239.4	2,104.4	4,047.1	44,390.9
Ketchikan Campus	3,951.6	58.2	421.7	4,431.5	4,218.6	171.7	850.0	5,240.3	4,218.6	171.7	850.0	5,240.3
Sitka Campus	5,112.0	123.4	976.9	6,212.3	5,591.8	227.1	1,480.1	7,299.0	5,591.8	227.1	1,480.1	7,299.0
Totals	38,884.0	872.7	3,938.4	43,695.1	48,049.8	2,503.2	6,377.2	56,930.2	48,049.8	2,503.2	6,377.2	56,930.2

University of Alaska Southeast
Summary of RDU Budget Changes by Component
From FY2020 Management Plan to FY2021 Governor

All dollars shown in thousands

	<u>Unrestricted Gen (UGF)</u>	<u>Designated Gen (DGF)</u>	<u>Other Funds</u>	<u>Federal Funds</u>	<u>Total Funds</u>
FY2020 Management Plan	25,434.6	22,615.2	2,503.2	6,377.2	56,930.2
FY2021 Governor	25,434.6	22,615.2	2,503.2	6,377.2	56,930.2



State of Alaska FY2021 Governor's Operating Budget

University of Alaska Juneau Campus Component Budget Summary

Component: Juneau Campus

Contribution to Department's Mission

The Juneau campus offers the widest array of programs and services within UAS, supported by student housing, a well-developed campus infrastructure, and academic programs at all levels—undergraduate and graduate.

Core Services

- The Juneau Campus provides student residential facilities, including a dormitory for first year students and apartment living for more advanced students and those with families. In addition to campus-based housing, students enjoy meal service, and a rich array of student life activities.
- Juneau offers graduate degrees in public administration and education; baccalaureate degrees in business administration, science and liberal arts; two-year associate degrees; and certificate programs, occupational endorsements, and workforce credentials in specialized fields.
- Juneau is the sole provider of certain bachelor's degrees and certificates including: all teacher education programs; diesel automotive, construction technology, and outdoor study programs.
- Juneau offers e-Learning/distance education programs and student support to both urban and rural communities throughout southeast Alaska and statewide.

Major Component Accomplishments in 2019

See University of Alaska Southeast

Key Component Challenges

See University of Alaska Southeast

Significant Changes in Results to be Delivered in FY2021

See University of Alaska Southeast

Statutory and Regulatory Authority

No statutes and regulations.

Contact Information

Contact: Michelle Rizk, Vice President, University Relations
Phone: (907) 450-8187
E-mail: marizk@alaska.edu

Juneau Campus Personal Services Information				
Authorized Positions			Personal Services Costs	
	<u>FY2020</u> <u>Management</u> <u>Plan</u>	<u>FY2021</u> <u>Governor</u>		
Full-time	231	231	Annual Salaries	0
Part-time	9	9	Premium Pay	0
Nonpermanent	0	0	Annual Benefits	0
			Labor Pool(s)	0
			<i>Less % Vacancy Factor</i>	<i>()</i>
Totals	240	240	Total Personal Services	

Position Classification Summary					
Job Class Title	Anchorage	Fairbanks	Juneau	Others	Total
No personal services.					
Totals	0	0	0	0	0

Component Detail All Funds
University of Alaska

Component: Juneau Campus (762)
RDU: University of Alaska Southeast (237)

Non-Formula Component

	FY2019 Actuals	FY2020 Conference Committee	FY2020 Authorized	FY2020 Management Plan	FY2021 Governor	FY2020 Management Plan vs FY2021 Governor	
71000 Personal Services	23,496.4	24,884.2	24,884.2	25,674.5	25,674.5	0.0	0.0%
72000 Travel	716.1	774.5	774.5	810.5	810.5	0.0	0.0%
73000 Services	5,856.2	9,987.7	9,987.7	9,557.7	9,557.7	0.0	0.0%
74000 Commodities	1,599.2	4,870.3	4,870.3	4,393.3	4,393.3	0.0	0.0%
75000 Capital Outlay	525.8	110.5	110.5	40.7	40.7	0.0	0.0%
77000 Grants, Benefits	555.2	2,617.2	2,617.2	3,174.4	3,174.4	0.0	0.0%
78000 Miscellaneous	302.4	738.1	738.1	739.8	739.8	0.0	0.0%
Totals	33,051.3	43,982.5	43,982.5	44,390.9	44,390.9	0.0	0.0%
Fund Sources:							
1002 Fed Rcpts (Fed)	2,539.8	4,047.1	4,047.1	4,047.1	4,047.1	0.0	0.0%
1003 G/F Match (UGF)	18.2	18.2	18.2	18.2	18.2	0.0	0.0%
1004 Gen Fund (UGF)	20,751.3	20,778.7	20,778.7	21,190.9	21,190.9	0.0	0.0%
1007 I/A Rcpts (Other)	108.9	749.1	749.1	749.1	749.1	0.0	0.0%
1048 Univ Rcpt (DGF)	8,793.3	16,786.5	16,786.5	16,786.5	16,786.5	0.0	0.0%
1061 CIP Rcpts (Other)	73.2	431.6	431.6	431.6	431.6	0.0	0.0%
1151 VoTech Ed (DGF)	257.6	247.6	247.6	243.8	243.8	0.0	0.0%
1174 UA I/A (Other)	509.0	923.7	923.7	923.7	923.7	0.0	0.0%
Unrestricted General (UGF)	20,769.5	20,796.9	20,796.9	21,209.1	21,209.1	0.0	0.0%
Designated General (DGF)	9,050.9	17,034.1	17,034.1	17,030.3	17,030.3	0.0	0.0%
Other Funds	691.1	2,104.4	2,104.4	2,104.4	2,104.4	0.0	0.0%
Federal Funds	2,539.8	4,047.1	4,047.1	4,047.1	4,047.1	0.0	0.0%
Positions:							
Permanent Full Time	235	235	235	231	231	0	0.0%
Permanent Part Time	9	9	9	9	9	0	0.0%
Non Permanent	0	0	0	0	0	0	0.0%

Change Record Detail - Multiple Scenarios with Descriptions
University of Alaska

Component: Juneau Campus (762)
RDU: University of Alaska Southeast (237)

Scenario/Change Record Title	Trans Type	Totals	Personal Services	Travel	Services	Commodities	Capital Outlay	Grants, Benefits	Miscellaneous	Positions		NP
										PFT	PPT	
***** Changes From FY2020 Conference Committee To FY2020 Authorized *****												
FY2020 Conference Committee												
	ConfCom	43,982.5	24,884.2	774.5	9,987.7	4,870.3	110.5	2,617.2	738.1	235	9	0
1002 Fed Rcpts		4,047.1										
1003 G/F Match		18.2										
1004 Gen Fund		20,778.7										
1007 I/A Rcpts		749.1										
1048 Univ Rcpt		16,786.5										
1061 CIP Rcpts		431.6										
1151 VoTech Ed		247.6										
1174 UA I/A		923.7										
Subtotal		43,982.5	24,884.2	774.5	9,987.7	4,870.3	110.5	2,617.2	738.1	235	9	0
***** Changes From FY2020 Authorized To FY2020 Management Plan *****												
Transfer Authority to Align with Distributions												
	Trout	-3.8	0.0	0.0	-3.8	0.0	0.0	0.0	0.0	0	0	0
1151 VoTech Ed		-3.8										
Transfers between allocations deemed necessary for FY2020.												
1151 Tech Voc Educ Program												
(93.9)	Kenai Peninsula College											
(35.9)	Kodiak College											
65.8	Matanuska-Susitna College											
(24.7)	Prince William Sound College											
(20.0)	Interior Alaska Campus											
(73.7)	Kuskokwim Campus											
99.7	Northwest Campus											
99.6	UAF Community and Technical College											
(3.8)	Juneau Campus											
(9.5)	Ketchikan Campus											
(3.6)	Sitka Campus											
Transfer Positions for HR Redesign												
	Trout	0.0	0.0	0.0	0.0	0.0	0.0	0.0	0.0	-4	0	0
The Human Resources redesign is a complete reorganization into a function-based reporting and operating structure across the entire UA system. The redesign transferred positions from Juneau Campus to the Statewide Services office and any associated budget will be reallocated through the RSA process.												
Align Authority with Anticipated Expenditures												

Change Record Detail - Multiple Scenarios with Descriptions
University of Alaska

Component: Juneau Campus (762)
RDU: University of Alaska Southeast (237)

Scenario/Change Record Title	Trans Type	Totals	Personal Services	Travel	Services	Commodities	Capital Outlay	Grants, Benefits	Miscellaneous	Positions		
										PFT	PPT	NP
1004 Gen Fund	Trin	412.2	0.0	0.0	412.2	0.0	0.0	0.0	0.0	0	0	0
Transfers between allocations deemed necessary for FY2020.												
1004 General Fund												
412.2 Juneau Campus												
(151.3) Ketchikan Campus												
(260.9) Sitka Campus												
Align Authority with Anticipated Expenditures	LIT	0.0	790.3	36.0	-838.4	-477.0	-69.8	557.2	1.7	0	0	0
Transfers within the allocation that University management and the Board of Regents have deemed necessary to accurately reflect revenue and expenditure levels for FY2020.												
Subtotal		44,390.9	25,674.5	810.5	9,557.7	4,393.3	40.7	3,174.4	739.8	231	9	0
***** Changes From FY2020 Management Plan To FY2021 Governor *****												
Totals		44,390.9	25,674.5	810.5	9,557.7	4,393.3	40.7	3,174.4	739.8	231	9	0

Personal Services Expenditure Detail
University of Alaska

Component: Juneau Campus (762)
RDU: University of Alaska Southeast (237)

Notes:

1. If a position is split, an asterisk (*) will appear in the Split/Count column. If the split position is also counted in the component, two asterisks (**) will appear in the column.
2. "Pool" PCN refers to UA temporary positions, such as adjunct faculty; student employees; and other non-permanent staff. Multiple incumbents share the same labor pool position number and pooled budget.

PCN	Job Class Title	Location	Time Status	Split/ Count	Employee Class	Benefit Rate	Annual Budgeted Salary	Annual Benefits	Total Costs	UGF Estimate
880000	Associate Professor	Juneau	FT		United Academics BU	29.8%	105,201	31,350	136,551	80,371
880001	Assistant Professor	Juneau	FT		United Academics BU	29.8%	70,697	21,068	91,765	54,011
880002	Admin Generalist 3	Juneau	FT		PERS - Classified	48.7%	49,263	23,991	73,254	43,116
880003	Professor	Juneau	FT		United Academics BU	29.8%	70,697	21,068	91,765	54,011
880004	Assistant Professor	Juneau	FT		United Academics BU	29.8%	94,625	28,198	122,823	72,291
880005	Assistant Professor	Juneau	FT		United Academics BU	29.8%	85,262	25,408	110,670	65,138
880007	Administrative Management 1	Juneau	FT		APT - Exempt Employees	40.7%	65,101	26,496	91,597	53,912
880008	Student Svcs Professional 2	Juneau	FT		PERS - Classified	48.7%	51,773	25,213	76,986	45,313
880009	Professor	Juneau	FT		United Academics BU	29.8%	118,076	35,187	153,263	90,207
880010	Assistant Professor	Juneau	FT		United Academics BU	29.8%	86,190	25,685	111,875	65,847
880012	Associate Dean/Faculty	Juneau	FT		Non-Represented Faculty	26.2%	90,956	23,830	114,786	67,561
880014	Stu Svcs Profess 2 (Exempt)	Juneau	FT		APT - Exempt Employees	40.7%	49,770	20,256	70,026	41,216
880016	Student Svcs Professional 1	Juneau	FT		PERS - Classified	48.7%	45,974	22,389	68,363	40,237
880017	Assistant Professor	Juneau	FT		United Academics BU	29.8%	62,473	18,617	81,090	47,728
880022	Assistant Professor	Juneau	FT		United Academics BU	29.8%	83,207	24,796	108,003	63,568
880023	Associate Professor	Juneau	FT		United Academics BU	29.8%	144,026	42,920	186,946	110,032
880026	Associate Professor	Juneau	FT		United Academics BU	29.8%	127,529	38,004	165,533	97,429
880027	Stu Svcs Profess 2 (Exempt)	Juneau	FT		APT - Exempt Employees	40.7%	60,736	24,720	85,456	50,297
880028	Associate Dean/Faculty	Juneau	FT		Non-Represented Faculty	26.2%	138,155	36,197	174,352	102,620
880031	Assistant Professor	Juneau	FT		United Academics BU	29.8%	113,163	33,723	146,886	86,454
880032	Professor	Juneau	FT		United Academics BU	29.8%	87,840	26,176	114,016	67,108
880033	Assistant Professor	Juneau	FT		United Academics BU	29.8%	115,503	34,420	149,923	88,241
880034	Assistant Professor	Juneau	FT		United Academics BU	29.8%	111,111	33,111	144,222	84,886
880035	Professor	Juneau	FT		United Academics BU	29.8%	112,066	33,396	145,462	85,616
880038	Stu Svcs Profess 3 (NonExempt)	Juneau	FT		PERS - Classified	48.7%	58,374	28,428	86,802	51,090
880040	Training & Development 3	Juneau	FT		PERS - Classified	48.7%	40,044	19,501	59,545	35,047
880041	IS Professional 2A	Juneau	FT		PERS - Classified	48.7%	54,451	26,518	80,969	47,656
880043	Associate Professor	Juneau	FT		United Academics BU	29.8%	143,826	42,860	186,686	109,880
880044	Associate Professor	Juneau	FT		United Academics BU	29.8%	117,934	35,144	153,078	90,099
880046	Professor	Juneau	FT		United Academics BU	29.8%	123,496	36,802	160,298	94,348

Personal Services Expenditure Detail
University of Alaska

Component: Juneau Campus (762)
RDU: University of Alaska Southeast (237)

Notes:

1. If a position is split, an asterisk (*) will appear in the Split/Count column. If the split position is also counted in the component, two asterisks (**) will appear in the column.
2. "Pool" PCN refers to UA temporary positions, such as adjunct faculty; student employees; and other non-permanent staff. Multiple incumbents share the same labor pool position number and pooled budget.

PCN	Job Class Title	Location	Time Status	Split/ Count	Employee Class	Benefit Rate	Annual Budgeted Salary	Annual Benefits	Total Costs	UGF Estimate
880048	IS Consultant 1A	Juneau	FT		PERS - Classified	48.7%	50,276	24,484	74,760	44,002
880050	Student Svcs Manager 2	Juneau	FT		APT - Exempt Employees	40.7%	70,479	28,685	99,164	58,366
880055	Admin Generalist 4	Juneau	FT		PERS - Classified	48.7%	51,773	25,213	76,986	45,313
880060	Associate Professor	Juneau	FT		United Academics BU	29.8%	86,248	25,702	111,950	65,891
880061	Professor	Juneau	FT		United Academics BU	29.8%	99,137	29,543	128,680	75,738
880062	Assistant Professor	Juneau	FT		United Academics BU	29.8%	70,713	21,072	91,785	54,023
880063	Assistant Professor	Juneau	FT		United Academics BU	29.8%	121,788	36,293	158,081	93,043
880064	Associate Professor	Juneau	FT		United Academics BU	29.8%	81,978	24,429	106,407	62,629
880065	Professor	Juneau	FT		United Academics BU	29.8%	94,667	28,211	122,878	72,323
880066	Associate Professor	Juneau	FT		United Academics BU	29.8%	82,089	24,463	106,552	62,714
880067	Professor	Juneau	FT		United Academics BU	29.8%	101,847	30,350	132,197	77,809
880068	Associate Professor	Juneau	FT		United Academics BU	29.8%	82,798	24,674	107,472	63,256
880069	Professor	Juneau	FT		United Academics BU	29.8%	120,965	36,048	157,013	92,414
880070	Associate Professor	Juneau	FT		United Academics BU	29.8%	75,849	22,603	98,452	57,947
880071	Assistant Professor	Juneau	FT		United Academics BU	29.8%	73,265	21,833	95,098	55,973
880072	Research Technician 3	Juneau	FT		PERS - Classified	48.7%	33,027	16,084	49,111	28,906
880073	Admin Specialist 3	Juneau	FT		APT - Exempt Employees	40.7%	54,451	22,162	76,613	45,093
880076	Assistant Professor	Juneau	FT		United Academics BU	29.8%	96,017	28,613	124,630	73,355
880079	Professor	Juneau	FT		United Academics BU	29.8%	101,374	30,209	131,583	77,447
880082	Assistant Professor	Juneau	PT		United Academics BU	29.8%	100	0	100	0
880084	Associate Professor	Juneau	PT		United Academics BU	29.8%	76,275	22,730	99,005	58,272
880085	Associate Professor	Juneau	FT		United Academics BU	29.8%	99,581	29,675	129,256	76,077
880086	Assistant Professor	Juneau	FT		United Academics BU	29.8%	55,398	16,509	71,907	42,323
880087	Associate Professor	Juneau	PT		United Academics BU	29.8%	100	0	100	0
880088	Associate Professor	Juneau	FT		United Academics BU	29.8%	73,439	21,885	95,324	56,106
880089	Associate Professor	Juneau	FT		United Academics BU	29.8%	70,697	21,068	91,765	43,209
880090	Associate Professor	Juneau	FT		United Academics BU	29.8%	79,615	23,725	103,340	60,824
880091	Associate Professor	Juneau	FT		United Academics BU	29.8%	88,093	26,252	114,345	67,301
880092	Professor	Juneau	FT		United Academics BU	29.8%	86,642	25,819	112,461	66,192
880096	Admin Generalist 3	Juneau	FT		PERS - Classified	48.7%	41,608	20,263	61,871	36,416

Personal Services Expenditure Detail
University of Alaska

Component: Juneau Campus (762)
RDU: University of Alaska Southeast (237)

Notes:

1. If a position is split, an asterisk (*) will appear in the Split/Count column. If the split position is also counted in the component, two asterisks (**) will appear in the column.
2. "Pool" PCN refers to UA temporary positions, such as adjunct faculty; student employees; and other non-permanent staff. Multiple incumbents share the same labor pool position number and pooled budget.

PCN	Job Class Title	Location	Time Status	Split/ Count	Employee Class	Benefit Rate	Annual Budgeted Salary	Annual Benefits	Total Costs	UGF Estimate
880098	Associate Professor	Juneau	FT		United Academics BU	29.8%	66,969	19,957	86,926	51,163
880100	Professor	Juneau	FT		United Academics BU	29.8%	80,609	24,021	104,630	61,583
880102	Assistant Professor	Juneau	FT		United Academics BU	29.8%	65,624	19,556	85,180	50,135
880103	Assistant Professor	Juneau	FT		United Academics BU	29.8%	64,710	19,284	83,994	49,437
880104	Professor	Juneau	FT		United Academics BU	29.8%	88,407	26,345	114,752	67,541
880105	Associate Professor	Juneau	FT		United Academics BU	29.8%	80,346	23,943	104,289	61,382
880107	Professor	Juneau	FT		United Academics BU	29.8%	82,278	24,519	106,797	62,858
880109	Training & Development 3	Juneau	FT		PERS - Classified	48.7%	33,838	16,479	50,317	29,616
880110	Training & Development 3	Juneau	FT		PERS - Classified	48.7%	30,033	14,626	44,659	26,285
880111	Administrative Professional 1	Juneau	FT		APT - Exempt Employees	40.7%	69,783	28,402	98,185	57,789
880112	Professor	Juneau	FT		United Academics BU	29.8%	88,895	26,491	115,386	67,914
880113	Admin Generalist 4	Juneau	FT		PERS - Classified	48.7%	47,365	23,067	70,432	41,455
880117	Associate Professor	Juneau	FT		United Academics BU	29.8%	77,299	23,035	100,334	59,055
880118	Professor	Juneau	FT		United Academics BU	29.8%	83,223	24,800	108,023	63,580
880119	Assistant Professor	Juneau	PT		United Academics BU	29.8%	100	0	100	0
880120	Development 3	Juneau	FT		APT - Exempt Employees	40.7%	63,815	25,973	89,788	52,847
880126	Admin Generalist 4	Juneau	FT		PERS - Classified	48.7%	49,770	24,238	74,008	43,560
880129	Communications Manager 2	Juneau	FT		APT - Exempt Employees	40.7%	80,222	32,650	112,872	66,434
880131	Research Professional 4	Juneau	FT		APT - Exempt Employees	40.7%	88,657	36,083	124,740	73,420
880132	Associate Professor	Juneau	FT		United Academics BU	29.8%	78,985	23,538	102,523	60,343
880136	Assistant Professor	Juneau	FT		United Academics BU	29.8%	63,087	18,800	81,887	48,197
880137	Assistant Professor	Juneau	FT		United Academics BU	29.8%	60,865	18,138	79,003	46,499
880138	Mental Health Provider 2	Juneau	FT		APT - Exempt Employees	40.7%	34,033	13,851	47,884	28,184
880148	Mental Health Provider 3	Juneau	FT		APT - Exempt Employees	40.7%	74,064	30,144	104,208	61,335
880198	Assistant Professor	Juneau	FT		United Academics BU	29.8%	68,680	20,467	89,147	52,470
880200	Associate Professor	Juneau	FT		United Academics BU	29.8%	112,741	33,597	146,338	86,131
880201	Maintenance Serv Worker (MSW1)	Juneau	FT		AHECTE- Labor Trades & Crafts	44.5%	34,399	15,308	49,707	29,256
880202	Maintenance Serv Worker (MSW1)	Juneau	PT		AHECTE- Labor Trades & Crafts	44.5%	100	0	100	0
880203	Assistant Professor	Juneau	FT		United Academics BU	29.8%	62,115	18,510	80,625	47,454
880205	Communications Specialist 3	Juneau	FT		PERS - Classified	48.7%	49,770	24,238	74,008	9,148

Personal Services Expenditure Detail
University of Alaska

Component: Juneau Campus (762)
RDU: University of Alaska Southeast (237)

Notes:

1. If a position is split, an asterisk (*) will appear in the Split/Count column. If the split position is also counted in the component, two asterisks (**) will appear in the column.
2. "Pool" PCN refers to UA temporary positions, such as adjunct faculty; student employees; and other non-permanent staff. Multiple incumbents share the same labor pool position number and pooled budget.

PCN	Job Class Title	Location	Time Status	Split/ Count	Employee Class	Benefit Rate	Annual Budgeted Salary	Annual Benefits	Total Costs	UGF Estimate
880206	Associate Professor	Juneau	FT		United Academics BU	29.8%	93,002	27,715	120,717	71,051
880207	Student Svcs Professional 3	Juneau	FT		APT - Exempt Employees	40.7%	34,376	13,991	48,367	28,468
880208	Crafts & Trades II (CT2)	Juneau	FT		AHECTE- Labor Trades & Crafts	44.5%	60,260	26,816	87,076	51,251
880210	Dean (Admin)	Juneau	FT		Sr. Administrator	26.2%	103,398	27,090	130,488	76,803
880211	Assistant Professor	Juneau	FT		United Academics BU	29.8%	77,058	22,963	100,021	58,870
880212	Assistant Professor	Juneau	FT		United Academics BU	29.8%	57,572	17,156	74,728	43,984
880213	Associate Professor	Juneau	FT		United Academics BU	29.8%	84,551	25,196	109,747	64,595
880215	Admin Generalist 3	Juneau	PT		PERS - Classified	48.7%	21,004	10,229	31,233	18,383
880216	Admin Generalist 4	Juneau	FT		PERS - Classified	48.7%	46,416	22,605	69,021	40,624
880217	Library Technician 3	Juneau	FT		PERS - Classified	48.7%	40,385	19,667	60,052	35,346
880219	Library Technician 2	Juneau	FT		PERS - Classified	48.7%	35,830	17,449	53,279	31,359
880220	Administrative Management 3	Juneau	FT		APT - Exempt Employees	40.7%	100	0	100	0
880221	Admin Generalist 4	Juneau	FT		PERS - Classified	48.7%	45,531	22,174	67,705	39,849
880222	Library Technician 2	Juneau	PT		PERS - Classified	48.7%	24,885	12,119	37,004	21,780
880224	Associate Professor	Juneau	FT		United Academics BU	29.8%	84,150	25,077	109,227	64,289
880225	Admin Generalist 3	Juneau	FT		PERS - Classified	48.7%	41,608	20,263	61,871	36,416
880227	Broadcast/Media Professional 3	Juneau	FT		APT - Exempt Employees	40.7%	60,736	24,720	85,456	50,297
880229	Library Technician 3	Juneau	FT		PERS - Classified	48.7%	42,009	20,458	62,467	36,767
880230	Campus Services Generalist 3	Juneau	FT		PERS - Classified	48.7%	26,769	13,037	39,806	0
880231	Campus Services Generalist 3	Juneau	FT		PERS - Classified	48.7%	36,188	17,624	53,812	0
880232	Campus Services Generalist 4	Juneau	FT		PERS - Classified	48.7%	40,385	19,667	60,052	0
880233	Instructional Designer 3	Juneau	FT		APT - Exempt Employees	40.7%	49,545	20,165	69,710	41,030
880235	Assistant Professor	Juneau	FT		United Academics BU	29.8%	69,090	20,589	89,679	52,783
880245	IS Consultant 5A	Juneau	FT		APT - Exempt Employees	40.7%	73,368	29,861	103,229	60,758
880246	IS Consultant 2A	Juneau	FT		PERS - Classified	48.7%	49,770	24,238	74,008	43,560
880250	Provost	Juneau	FT		Officer	26.2%	165,062	43,246	208,308	122,606
880251	Senior Administrator Officer	Juneau	FT		Sr. Administrator	26.2%	172,359	45,158	217,517	128,026
880253	Physical Health Provider 4	Juneau	FT		APT - Exempt Employees	40.7%	63,056	25,664	88,720	52,219
880256	Assistant Professor	Juneau	FT		United Academics BU	29.8%	98,021	29,210	127,231	74,886
880257	Student Svcs Professional 2	Juneau	FT		PERS - Classified	48.7%	57,804	28,151	85,955	50,591

Personal Services Expenditure Detail
University of Alaska

Component: Juneau Campus (762)
RDU: University of Alaska Southeast (237)

Notes:

1. If a position is split, an asterisk (*) will appear in the Split/Count column. If the split position is also counted in the component, two asterisks (**) will appear in the column.
2. "Pool" PCN refers to UA temporary positions, such as adjunct faculty; student employees; and other non-permanent staff. Multiple incumbents share the same labor pool position number and pooled budget.

PCN	Job Class Title	Location	Time Status	Split/ Count	Employee Class	Benefit Rate	Annual Budgeted Salary	Annual Benefits	Total Costs	UGF Estimate
880270	Dean (Academic)	Juneau	FT		Sr. Administrator	26.2%	152,092	39,848	191,940	112,972
880273	Administrative Management 1	Juneau	FT		APT - Exempt Employees	40.7%	63,161	25,707	88,868	52,306
880274	Admin Specialist 2	Juneau	FT		PERS - Classified	48.7%	67,737	32,988	100,725	59,285
880275	Associate Professor	Juneau	FT		United Academics BU	29.8%	75,755	22,575	98,330	57,875
880276	Stu Svcs Profess 2 (Exempt)	Juneau	FT		APT - Exempt Employees	40.7%	47,806	19,457	67,263	39,590
880277	Research Professional 2	Juneau	FT		APT - Exempt Employees	40.7%	60,145	24,479	84,624	49,808
880405	Student Svcs Manager 2	Juneau	FT		APT - Exempt Employees	40.7%	73,368	29,861	103,229	60,758
880406	Student Svcs Professional 1	Juneau	FT		PERS - Classified	48.7%	46,880	22,831	69,711	41,030
880407	Student Svcs Professional 2	Juneau	FT		PERS - Classified	48.7%	51,773	25,213	76,986	45,313
880408	Student Svcs Professional 2	Juneau	FT		PERS - Classified	48.7%	47,344	23,057	70,401	41,436
880409	Stu Svcs Profess 2 (Exempt)	Juneau	FT		APT - Exempt Employees	40.7%	53,901	21,938	75,839	44,637
880410	Vice Chancellor (Admin)	Juneau	FT		Sr. Administrator	26.2%	131,805	34,533	166,338	97,903
880411	Student Svcs Professional 1	Juneau	FT		PERS - Classified	48.7%	43,736	21,299	65,035	38,278
880412	Stu Svcs Profess 2 (Exempt)	Juneau	FT		APT - Exempt Employees	40.7%	45,956	18,704	64,660	38,058
880413	Student Svcs Professional 2	Juneau	FT		PERS - Classified	48.7%	50,766	24,723	75,489	44,431
880414	Stu Svcs Profess 2 (Exempt)	Juneau	FT		APT - Exempt Employees	40.7%	66,388	27,020	93,408	41,233
880416	Campus Services Generalist 3	Juneau	FT		PERS - Classified	48.7%	26,769	13,037	39,806	0
880417	Stu Svcs Profess 2 (Exempt)	Juneau	FT		APT - Exempt Employees	40.7%	47,806	19,457	67,263	39,590
880419	Communications Specialist 4	Juneau	FT		APT - Exempt Employees	40.7%	65,755	26,762	92,517	54,454
880420	Stu Svcs Profess 2 (Exempt)	Juneau	FT		APT - Exempt Employees	40.7%	64,447	26,230	90,677	53,371
880430	Communications Specialist 4	Juneau	FT		APT - Exempt Employees	40.7%	65,776	26,771	92,547	54,471
880433	Administrative Management 1	Juneau	FT		APT - Exempt Employees	40.7%	64,446	26,230	90,676	0
880500	Chancellor	Juneau	FT		Officer	26.2%	212,913	55,783	268,696	158,149
880503	Administrative Management 2	Juneau	FT		APT - Exempt Employees	40.7%	75,582	30,762	106,344	62,592
880505	Fiscal Manager 2	Juneau	FT		APT - Exempt Employees	40.7%	71,196	28,977	100,173	58,960
880506	Stu Svcs Profess 2 (Exempt)	Juneau	FT		APT - Exempt Employees	40.7%	45,956	18,704	64,660	19,029
880511	Fiscal Technician 3	Juneau	FT		PERS - Classified	48.7%	48,799	23,765	72,564	42,710
880519	Fiscal Professional 1	Juneau	FT		PERS - Classified	48.7%	49,770	24,238	74,008	43,560
880521	Research Professional 3	Juneau	FT		APT - Exempt Employees	40.7%	77,080	31,372	108,452	63,832
880522	Fiscal Manager 4	Juneau	FT		APT - Exempt Employees	40.7%	101,880	41,465	143,345	84,370

Personal Services Expenditure Detail
University of Alaska

Component: Juneau Campus (762)
RDU: University of Alaska Southeast (237)

Notes:

1. If a position is split, an asterisk (*) will appear in the Split/Count column. If the split position is also counted in the component, two asterisks (**) will appear in the column.
2. "Pool" PCN refers to UA temporary positions, such as adjunct faculty; student employees; and other non-permanent staff. Multiple incumbents share the same labor pool position number and pooled budget.

PCN	Job Class Title	Location	Time Status	Split/ Count	Employee Class	Benefit Rate	Annual Budgeted Salary	Annual Benefits	Total Costs	UGF Estimate
880524	Fiscal Technician 4	Juneau	FT		PERS - Classified	48.7%	57,193	27,853	85,046	50,056
880525	Fiscal Technician 3	Juneau	FT		PERS - Classified	48.7%	50,276	24,484	74,760	44,002
880527	Fiscal Technician 2	Juneau	FT		PERS - Classified	48.7%	42,473	20,684	63,157	37,173
880529	Fiscal Professional 2	Juneau	FT		APT - Exempt Employees	40.7%	69,108	28,127	97,235	57,230
880530	Fiscal Professional 2	Juneau	FT		APT - Exempt Employees	40.7%	56,075	22,823	78,898	46,437
880531	Administrative Management 1	Juneau	FT		APT - Exempt Employees	40.7%	69,109	28,127	97,236	57,231
880532	Fiscal Professional 1	Juneau	FT		PERS - Classified	48.7%	50,782	24,731	75,513	44,445
880533	Proc/ Cont Svcs Professional 2	Juneau	FT		APT - Exempt Employees	40.7%	60,736	24,720	85,456	50,297
880535	Vice Chancellor (Admin)	Juneau	FT		Sr. Administrator	26.2%	131,805	34,533	166,338	97,903
880537	Fiscal Manager 4	Juneau	FT		APT - Exempt Employees	40.7%	101,880	41,465	143,345	84,370
880539	Admin Specialist 2	Juneau	FT		PERS - Classified	48.7%	24,885	12,119	37,004	21,780
880553	Development 5	Juneau	FT		APT - Exempt Employees	40.7%	99,855	40,641	140,496	82,693
880554	Development 2	Juneau	FT		PERS - Classified	48.7%	53,882	26,241	80,123	0
880561	Student Svcs Technician 2	Juneau	FT		PERS - Classified	48.7%	40,385	19,667	60,052	35,346
880562	Student Svcs Technician 3	Juneau	FT		PERS - Classified	48.7%	69,108	33,656	102,764	60,484
880563	Student Svcs Technician 2	Juneau	FT		PERS - Classified	48.7%	48,336	23,540	71,876	42,304
880565	Student Svcs Technician 3	Juneau	FT		PERS - Classified	48.7%	46,416	22,605	69,021	40,624
880566	Student Svcs Technician 3	Juneau	FT		PERS - Classified	48.7%	49,263	23,991	73,254	43,116
880567	Student Svcs Professional 4	Juneau	FT		APT - Exempt Employees	40.7%	66,388	27,020	93,408	54,978
880568	Student Svcs Manager 2	Juneau	FT		APT - Exempt Employees	40.7%	72,563	29,533	102,096	60,092
880571	Admin Generalist 4	Juneau	FT		PERS - Classified	48.7%	45,531	22,174	67,705	0
880587	IS Professional 5A	Juneau	FT		APT - Exempt Employees	40.7%	83,490	33,980	117,470	69,141
880588	IS Ops Technician 4	Juneau	FT		PERS - Classified	48.7%	67,041	32,649	99,690	58,675
880589	IS Professional 5A	Juneau	FT		APT - Exempt Employees	40.7%	83,490	33,980	117,470	69,141
880600	Director (Admin)	Juneau	FT		Sr. Administrator	26.2%	103,926	27,229	131,155	77,195
880601	Maint Service Worker IV (MSW4)	Juneau	FT		AHECTE- Labor Trades & Crafts	44.5%	49,778	22,151	71,929	42,336
880602	Admin Generalist 4	Juneau	FT		PERS - Classified	48.7%	45,974	22,389	68,363	40,237
880605	Fac Svcs-MO&U Supervisor 5	Juneau	FT		APT - Exempt Employees	40.7%	81,825	33,303	115,128	54,209
880606	Crafts & Trades III(CT3)	Juneau	FT		AHECTE- Labor Trades & Crafts	44.5%	100	0	100	0
880607	Crafts & Trades III (CT3)	Juneau	FT		AHECTE- Labor Trades & Crafts	44.5%	63,976	28,469	92,445	43,529

Personal Services Expenditure Detail
University of Alaska

Component: Juneau Campus (762)
RDU: University of Alaska Southeast (237)

Notes:

1. If a position is split, an asterisk (*) will appear in the Split/Count column. If the split position is also counted in the component, two asterisks (**) will appear in the column.
2. "Pool" PCN refers to UA temporary positions, such as adjunct faculty; student employees; and other non-permanent staff. Multiple incumbents share the same labor pool position number and pooled budget.

PCN	Job Class Title	Location	Time Status	Split/ Count	Employee Class	Benefit Rate	Annual Budgeted Salary	Annual Benefits	Total Costs	UGF Estimate
880608	Crafts & Trades III (CT3)	Juneau	FT		AHECTE- Labor Trades & Crafts	44.5%	63,976	28,469	92,445	43,529
880609	Crafts & Trades III (CT3)	Juneau	FT		AHECTE- Labor Trades & Crafts	44.5%	71,096	31,638	102,734	48,374
880610	Maintenance Serv Worker (MSW1)	Juneau	FT		AHECTE- Labor Trades & Crafts	44.5%	33,697	14,995	48,692	28,659
880611	Fac Svcs-MO&U Supervisor 3	Juneau	PT		PERS - Classified	48.7%	65,433	31,866	97,299	57,268
880612	Environmental Health/Safety 4	Juneau	FT		APT - Exempt Employees	40.7%	89,522	36,435	125,957	74,136
880613	Admin Generalist 3	Juneau	FT		PERS - Classified	48.7%	39,198	19,089	58,287	0
880615	Communications Specialist 3	Juneau	FT		PERS - Classified	48.7%	53,882	26,241	80,123	47,158
880618	Student Svcs Manager 1	Juneau	FT		APT - Exempt Employees	40.7%	57,192	23,277	80,469	0
880619	Crafts & Trades II (CT2)	Juneau	FT		AHECTE- Labor Trades & Crafts	44.5%	57,921	25,775	83,696	49,262
880621	Maintenance Serv Worker (MSW1)	Juneau	FT		AHECTE- Labor Trades & Crafts	44.5%	36,591	16,283	52,874	31,121
880622	Maintenance Serv Worker (MSW1)	Juneau	FT		AHECTE- Labor Trades & Crafts	44.5%	30,540	13,590	44,130	25,974
880623	Maintenance Serv Worker (MSW1)	Juneau	FT		AHECTE- Labor Trades & Crafts	44.5%	33,061	14,712	47,773	28,118
880625	Fac Svcs-MO&U Supervisor 2	Juneau	FT		APT - Exempt Employees	40.7%	54,979	22,376	77,355	45,530
880629	Fac Engineering 5	Juneau	FT		APT - Exempt Employees	40.7%	94,077	38,289	132,366	77,908
880630	Admin Generalist 3	Juneau	FT		PERS - Classified	48.7%	41,608	20,263	61,871	36,416
880632	Maint Service Worker II (MSW2)	Juneau	FT		AHECTE- Labor Trades & Crafts	44.5%	39,275	17,477	56,752	0
880633	Crafts & Trades I (CT1)	Juneau	FT		AHECTE- Labor Trades & Crafts	44.5%	51,531	22,931	74,462	35,062
880637	Maint Service Worker IV (MSW4)	Juneau	FT		AHECTE- Labor Trades & Crafts	44.5%	45,769	20,367	66,136	31,141
880640	Crafts & Trades III (CT3)	Juneau	FT		AHECTE- Labor Trades & Crafts	44.5%	63,976	28,469	92,445	43,529
880642	Maintenance Serv Worker (MSW1)	Juneau	FT		AHECTE- Labor Trades & Crafts	44.5%	33,061	14,712	47,773	28,118
880643	Maintenance Serv Worker (MSW1)	Juneau	FT		AHECTE- Labor Trades & Crafts	44.5%	33,697	14,995	48,692	28,659
880650	Fac Engineering 3	Juneau	FT		APT - Exempt Employees	40.7%	92,242	37,542	129,784	76,388
880651	Fac Engineering 5	Juneau	FT		APT - Exempt Employees	40.7%	92,242	37,542	129,784	76,388
880701	Associate Dean/Faculty	Juneau	FT		Non-Represented Faculty	26.2%	115,398	30,234	145,632	85,716
880702	Director (Academic-Faculty)	Juneau	FT		Non-Represented Faculty	26.2%	104,663	27,422	132,085	23,323
880704	Development 2 (E)	Juneau	FT		APT - Exempt Employees	40.7%	60,736	24,720	85,456	50,297
880705	Assistant Professor	Juneau	FT		United Academics BU	29.8%	62,268	18,556	80,824	47,571
880706	Associate Vice Chancellor	Juneau	FT		Sr. Administrator	26.2%	89,121	23,350	112,471	66,198
880707	IS Professional 2A	Juneau	FT		PERS - Classified	48.7%	58,922	28,695	87,617	51,570
880708	Associate Professor	Juneau	FT		United Academics BU	29.8%	100	0	100	0

Personal Services Expenditure Detail
University of Alaska

Component: Juneau Campus (762)
RDU: University of Alaska Southeast (237)

Notes:

1. If a position is split, an asterisk (*) will appear in the Split/Count column. If the split position is also counted in the component, two asterisks (**) will appear in the column.
2. "Pool" PCN refers to UA temporary positions, such as adjunct faculty; student employees; and other non-permanent staff. Multiple incumbents share the same labor pool position number and pooled budget.

PCN	Job Class Title	Location	Time Status	Split/ Count	Employee Class	Benefit Rate	Annual Budgeted Salary	Annual Benefits	Total Costs	UGF Estimate
880709	Administrative Management 1	Juneau	FT		APT - Exempt Employees	40.7%	67,738	27,569	95,307	50,486
880710	Professor	Juneau	FT		United Academics BU	29.8%	83,573	24,905	108,478	63,848
880711	Assistant Professor	Juneau	FT		United Academics BU	29.8%	67,500	20,115	87,615	51,568
880712	Admin Specialist 2	Juneau	FT		PERS - Classified	48.7%	60,145	29,291	89,436	52,640
880716	Research Professional 1	Juneau	FT		PERS - Classified	48.7%	49,769	24,238	74,007	29,620
880800	Administrative Professional 3	Juneau	FT		APT - Exempt Employees	40.7%	95,975	39,062	135,037	79,480
880805	Administrative Management 4	Juneau	FT		APT - Exempt Employees	40.7%	93,719	38,144	131,863	15,522
880808	Maintenance Serv Worker (MSW1)	Juneau	FT		AHECTE- Labor Trades & Crafts	44.5%	30,540	13,590	44,130	25,974
880810	Assistant Professor	Juneau	PT		United Academics BU	29.8%	70,697	21,068	91,765	54,011
880815	Admin Specialist 2	Juneau	FT		PERS - Classified	48.7%	49,770	24,238	74,008	43,560
880816	Development 1	Juneau	FT		PERS - Classified	48.7%	36,600	17,824	54,424	32,033
880817	Training & Development 3	Juneau	FT		PERS - Classified	48.7%	51,267	24,967	76,234	44,870
880850	Campus Services Retail 5	Juneau	FT		APT - Exempt Employees	40.7%	56,075	22,823	78,898	0
880865	Admin Generalist 3	Juneau	FT		PERS - Classified	48.7%	34,196	16,653	50,849	14,964
880870	Student Svcs Professional 3	Juneau	FT		APT - Exempt Employees	40.7%	75,519	30,736	106,255	0
880872	Student Svcs Technician 2	Juneau	FT		PERS - Classified	48.7%	40,385	19,667	60,052	35,346
889001	Assistant Professor	Juneau	FT		United Academics BU	29.8%	60,503	18,030	78,533	46,223
890030	Professor	Juneau	FT		United Academics BU	29.8%	126,723	37,763	164,486	96,813
890035	Research Technician 3	Juneau	FT		PERS - Classified	48.7%	38,708	18,851	57,559	33,878
890050	Assistant Professor	Juneau	FT		United Academics BU	29.8%	66,664	19,866	86,530	50,930
890085	IS Net Technician 7	Juneau	FT		PERS - Classified	48.7%	56,075	27,309	83,384	49,078
890140	IS Net Technician 5	Juneau	FT		PERS - Classified	48.7%	45,531	22,174	67,705	39,849
890141	IS Professional 3A	Juneau	FT		APT - Exempt Employees	40.7%	69,782	28,401	98,183	57,789
890143	IS Consultant 2A	Juneau	FT		PERS - Classified	48.7%	51,267	24,967	76,234	44,870
890155	Environmental Health/Safety 4	Juneau	FT		APT - Exempt Employees	40.7%	86,042	35,019	121,061	71,254
890160	Stu Svcs Profess 2 (Exempt)	Juneau	FT		APT - Exempt Employees	40.7%	54,407	22,144	76,551	45,056
890165	Admin Specialist 4	Juneau	FT		APT - Exempt Employees	40.7%	62,570	25,466	88,036	51,816
890170	Associate Professor	Juneau	FT		United Academics BU	29.8%	73,754	21,979	95,733	56,346
890175	Stu Svcs Profess 2 (Exempt)	Juneau	FT		APT - Exempt Employees	40.7%	49,770	20,256	70,026	41,216
890182	Assistant Professor	Juneau	FT		United Academics BU	29.8%	44,905	13,382	58,287	34,306

Personal Services Expenditure Detail
University of Alaska

Component: Juneau Campus (762)
RDU: University of Alaska Southeast (237)

Notes:

1. If a position is split, an asterisk (*) will appear in the Split/Count column. If the split position is also counted in the component, two asterisks (**) will appear in the column.
2. "Pool" PCN refers to UA temporary positions, such as adjunct faculty; student employees; and other non-permanent staff. Multiple incumbents share the same labor pool position number and pooled budget.

PCN	Job Class Title	Location	Time Status	Split/Count	Employee Class	Benefit Rate	Annual Budgeted Salary	Annual Benefits	Total Costs	UGF Estimate
POOL	Adjunct Faculty	Juneau	PT	*	Non-Represented Adjunct Faculty	0.0%	88,443	3,614	92,057	54,183
POOL	Adjunct Faculty	Juneau	PT		UNAD Adjunct Faculty	10.9%	502,710	20,854	523,564	308,159
POOL	UA Labor Pool	Juneau	PT	*	Labor Pool	0.0%	2,889,720	0	2,889,720	1,615,787
Total Position Costs							19,712,131	5,962,369	25,674,500	14,243,862
Full Time Positions:		231								
Part Time Positions:		9								
Positions in Component:		240								
								Federal Receipts (1002)	800,028	
								General Fund Receipts (1004)	14,243,862	
								Interagency Receipts (1007)	455,115	
								University Receipts (1048)	9,645,288	
								UA Intra-agency Transfers (1174)	530,207	
								UA Funding	25,674,500	

State of Alaska FY2021 Governor's Operating Budget

University of Alaska Ketchikan Campus Component Budget Summary

Component: Ketchikan Campus**Contribution to Department's Mission**

The UAS Ketchikan Campus is an important component of the regional structure of the University of Alaska Southeast. At the Ketchikan Campus, students can earn occupational endorsements, certificates, and associate degrees. The campus plays a critical role in providing a wide range of e-Learning lower division general education requirement courses and upper division courses that support the Bachelor of Liberal Arts and Bachelor of Social Science (BASS) degrees across the region. Professors are innovative in using technology to blend on-campus classes with e-Learning course offerings. The Ketchikan Campus also offers the only Associate of Applied Science in Marine Transportation in the state. The UAS Ketchikan Regional Maritime and Career Center offers a variety of maritime courses that focus on operations and marine industrial skills. The campus is a significant resource for the community and surrounding region offering programs relevant to the workforce in Southern Southeast Alaska.

Core Services

- Ketchikan is a branch campus of the University of Alaska Southeast regional university, and as such, is accredited by the Northwest Commission on Colleges and Universities.
- Ketchikan is home to UAS' highly-successful Marine Transportation program, offering an Occupational Endorsement (OE), Certificate and Associate of Arts (AAS) in Marine Transportation along with certifications and licensure needed by Alaska's maritime workforce.
- Ketchikan faculty are leaders in e-Learning, delivering lower and upper division courses in a variety of subject areas that support the Bachelor of Liberal Arts (BLA) and Bachelor of Arts in Social Sciences (BASS) programs.
- Ketchikan prepares students for transfer to four-year institutions, delivers courses and programs in response to local community workforce needs, provides certificate and associate degrees in relevant career-oriented training programs, and provides high quality distance education support.
- The Ketchikan campus provides credit and non-credit courses for the benefit of citizens in the community, including classes in Alaska Native languages and coastal resource harvesting.
- Ketchikan also supports students with counseling, advising, and library and learning center services.

Major Component Accomplishments in 2019

See University of Alaska Southeast

Key Component Challenges

See University of Alaska Southeast

Significant Changes in Results to be Delivered in FY2021

See University of Alaska Southeast

Statutory and Regulatory Authority

No statutes and regulations.

Contact Information

Contact: Michelle Rizk, Vice President, University Relations
Phone: (907) 450-8187
E-mail: marizk@alaska.edu

Ketchikan Campus Personal Services Information					
Authorized Positions			Personal Services Costs		
	<u>FY2020</u> <u>Management</u> <u>Plan</u>	<u>FY2021</u> <u>Governor</u>			
			Annual Salaries		0
Full-time	33	33	Premium Pay		0
Part-time	4	4	Annual Benefits		0
Nonpermanent	0	0	Labor Pool(s)		0
			<i>Less % Vacancy Factor</i>		()
Totals	37	37	Total Personal Services		

Position Classification Summary					
Job Class Title	Anchorage	Fairbanks	Juneau	Others	Total
No personal services.					
Totals	0	0	0	0	0

Component Detail All Funds
University of Alaska

Component: Ketchikan Campus (765)
RDU: University of Alaska Southeast (237)

Non-Formula Component

	FY2019 Actuals	FY2020 Conference Committee	FY2020 Authorized	FY2020 Management Plan	FY2021 Governor	FY2020 Management Plan vs FY2021 Governor	
71000 Personal Services	3,612.9	3,668.8	3,668.8	3,638.2	3,638.2	0.0	0.0%
72000 Travel	93.5	76.1	76.1	55.7	55.7	0.0	0.0%
73000 Services	329.6	695.7	695.7	566.7	566.7	0.0	0.0%
74000 Commodities	207.7	741.8	741.8	822.4	822.4	0.0	0.0%
75000 Capital Outlay	24.5	103.6	103.6	8.5	8.5	0.0	0.0%
77000 Grants, Benefits	163.3	115.1	115.1	148.8	148.8	0.0	0.0%
78000 Miscellaneous	0.0	0.0	0.0	0.0	0.0	0.0	0.0%
Totals	4,431.5	5,401.1	5,401.1	5,240.3	5,240.3	0.0	0.0%
Fund Sources:							
1002 Fed Rcpts (Fed)	421.7	850.0	850.0	850.0	850.0	0.0	0.0%
1004 Gen Fund (UGF)	2,110.9	2,110.9	2,110.9	1,959.6	1,959.6	0.0	0.0%
1007 I/A Rcpts (Other)	58.2	166.6	166.6	166.6	166.6	0.0	0.0%
1048 Univ Rcpt (DGF)	1,521.6	1,997.1	1,997.1	1,997.1	1,997.1	0.0	0.0%
1151 VoTech Ed (DGF)	319.1	271.4	271.4	261.9	261.9	0.0	0.0%
1174 UA I/A (Other)	0.0	5.1	5.1	5.1	5.1	0.0	0.0%
Unrestricted General (UGF)	2,110.9	2,110.9	2,110.9	1,959.6	1,959.6	0.0	0.0%
Designated General (DGF)	1,840.7	2,268.5	2,268.5	2,259.0	2,259.0	0.0	0.0%
Other Funds	58.2	171.7	171.7	171.7	171.7	0.0	0.0%
Federal Funds	421.7	850.0	850.0	850.0	850.0	0.0	0.0%
Positions:							
Permanent Full Time	33	33	33	33	33	0	0.0%
Permanent Part Time	4	4	4	4	4	0	0.0%
Non Permanent	0	0	0	0	0	0	0.0%

Change Record Detail - Multiple Scenarios with Descriptions
University of Alaska

Component: Ketchikan Campus (765)
RDU: University of Alaska Southeast (237)

Scenario/Change Record Title	Trans Type	Totals	Personal Services	Travel	Services	Commodities	Capital Outlay	Grants, Benefits	Miscellaneous	Positions		NP
										PFT	PPT	
***** Changes From FY2020 Conference Committee To FY2020 Authorized *****												
FY2020 Conference Committee												
	ConfCom	5,401.1	3,668.8	76.1	695.7	741.8	103.6	115.1	0.0	33	4	0
1002 Fed Rcpts		850.0										
1004 Gen Fund		2,110.9										
1007 I/A Rcpts		166.6										
1048 Univ Rcpt		1,997.1										
1151 VoTech Ed		271.4										
1174 UA I/A		5.1										
Subtotal		5,401.1	3,668.8	76.1	695.7	741.8	103.6	115.1	0.0	33	4	0
***** Changes From FY2020 Authorized To FY2020 Management Plan *****												
Transfer Authority to Align with Distributions												
	Trout	-9.5	0.0	0.0	-9.5	0.0	0.0	0.0	0.0	0	0	0
1151 VoTech Ed		-9.5										
Transfers between allocations deemed necessary for FY2020.												
1151 Tech Voc Educ Program												
(93.9) Kenai Peninsula College												
(35.9) Kodiak College												
65.8 Matanuska-Susitna College												
(24.7) Prince William Sound College												
(20.0) Interior Alaska Campus												
(73.7) Kuskokwim Campus												
99.7 Northwest Campus												
99.6 UAF Community and Technical College												
(3.8) Juneau Campus												
(9.5) Ketchikan Campus												
(3.6) Sitka Campus												
Align Authority with Anticipated Expenditures												
	Trout	-151.3	0.0	0.0	-151.3	0.0	0.0	0.0	0.0	0	0	0
1004 Gen Fund		-151.3										
Transfers between allocations deemed necessary for FY2020.												
1004 General Fund												
412.2 Juneau Campus												

Change Record Detail - Multiple Scenarios with Descriptions
University of Alaska

Component: Ketchikan Campus (765)
RDU: University of Alaska Southeast (237)

Scenario/Change Record Title	Trans Type	Totals	Personal Services	Travel	Services	Commodities	Capital Outlay	Grants, Benefits	Miscellaneous	Positions		NP
										PFT	PPT	
(151.3) Ketchikan Campus												
(260.9) Sitka Campus												
Align Authority with Anticipated Expenditures												
LIT		0.0	-30.6	-20.4	31.8	80.6	-95.1	33.7	0.0	0	0	0
Transfers within the allocation that University management and the Board of Regents have deemed necessary to accurately reflect revenue and expenditure levels for FY2020.												
Subtotal		5,240.3	3,638.2	55.7	566.7	822.4	8.5	148.8	0.0	33	4	0
***** Changes From FY2020 Management Plan To FY2021 Governor *****												
Totals		5,240.3	3,638.2	55.7	566.7	822.4	8.5	148.8	0.0	33	4	0

Personal Services Expenditure Detail
University of Alaska

Component: Ketchikan Campus (765)
RDU: University of Alaska Southeast (237)

Notes:

1. If a position is split, an asterisk (*) will appear in the Split/Count column. If the split position is also counted in the component, two asterisks (**) will appear in the column.
2. "Pool" PCN refers to UA temporary positions, such as adjunct faculty; student employees; and other non-permanent staff. Multiple incumbents share the same labor pool position number and pooled budget.

PCN	Job Class Title	Location	Time Status	Split/ Count	Employee Class	Benefit Rate	Annual Budgeted Salary	Annual Benefits	Total Costs	UGF Estimate
520002	Communications Specialist 2	Ketchikan	FT		PERS - Classified	48.7%	36,252	17,655	53,907	24,749
520007	Training & Development 3	Ketchikan	FT		PERS - Classified	48.7%	62,570	30,472	93,042	38,445
520008	Student Svcs Technician 2	Ketchikan	FT		PERS - Classified	48.7%	47,147	22,961	70,108	32,188
520009	Human Resources Technician 4	Ketchikan	FT		PERS - Classified	48.7%	54,979	26,775	81,754	37,534
520011	Professor	Ketchikan	FT		United Academics BU	29.8%	71,926	21,434	93,360	42,863
520013	Professor	Ketchikan	FT		United Academics BU	29.8%	84,594	25,209	109,803	50,412
520015	Assistant Professor	Ketchikan	FT		United Academics BU	29.8%	64,584	19,246	83,830	38,488
520019	Assistant Professor	Ketchikan	FT		United Academics BU	29.8%	65,293	19,457	84,750	38,910
520020	Student Svcs Manager 2	Ketchikan	FT		APT - Exempt Employees	40.7%	79,442	32,333	111,775	51,318
520021	Fiscal Technician	Ketchikan	FT		PERS - Classified	48.7%	57,193	27,853	85,046	39,046
520022	Assistant Professor	Ketchikan	FT		United Academics BU	29.8%	60,598	18,058	78,656	36,112
520023	Associate Professor	Ketchikan	FT		United Academics BU	29.8%	69,153	20,608	89,761	41,211
520024	Administrative Management 2	Ketchikan	FT		APT - Exempt Employees	40.7%	87,729	35,706	123,435	56,671
520025	Associate Professor	Ketchikan	FT		United Academics BU	29.8%	68,633	20,453	89,086	40,901
520028	Associate Professor	Ketchikan	FT		United Academics BU	29.8%	75,282	22,434	97,716	35,891
520029	Maint Serv Worker I (MSW1)	Ketchikan	PT		AHECTE- Labor Trades & Crafts	44.5%	100	0	100	0
520033	Assistant Professor	Ketchikan	FT		United Academics BU	29.8%	61,212	18,241	79,453	36,478
520035	Director (Admin)	Ketchikan	FT		Sr. Administrator	26.2%	138,617	36,318	174,935	80,315
520036	Assistant Professor	Ketchikan	FT		United Academics BU	29.8%	63,528	18,931	82,459	37,858
520038	IS Net Technician 5	Ketchikan	FT		PERS - Classified	48.7%	48,800	23,766	72,566	24,987
520041	IS Net Technician 6	Ketchikan	FT		PERS - Classified	48.7%	56,075	27,309	83,384	38,283
520042	Maint Service Worker II (MSW2)	Ketchikan	PT		AHECTE- Labor Trades & Crafts	44.5%	34,849	15,508	50,357	23,120
520043	Assistant Professor	Ketchikan	FT		United Academics BU	29.8%	62,677	18,678	81,355	37,351
520045	Admin Specialist 2 (Exempt)	Ketchikan	FT		APT - Exempt Employees	40.7%	53,376	21,724	75,100	0
520046	Admin Generalist 3	Ketchikan	FT		PERS - Classified	48.7%	46,416	22,605	69,021	25,351
520047	Admin Generalist 4	Ketchikan	FT		PERS - Classified	48.7%	48,336	23,540	71,876	32,999
520050	Admin Generalist 3	Ketchikan	FT		PERS - Classified	48.7%	46,880	22,831	69,711	32,005
520052	Maint Service Worker II (MSW2)	Ketchikan	FT		AHECTE- Labor Trades & Crafts	44.5%	39,275	17,477	56,752	26,056
520080	Student Svcs Technician 1	Ketchikan	PT		PERS - Classified	48.7%	100	0	100	0
520084	Assistant Professor	Ketchikan	FT		United Academics BU	29.8%	58,203	17,344	75,547	34,685

Personal Services Expenditure Detail
University of Alaska

Component: Ketchikan Campus (765)
RDU: University of Alaska Southeast (237)

Notes:

1. If a position is split, an asterisk (*) will appear in the Split/Count column. If the split position is also counted in the component, two asterisks (**) will appear in the column.
2. "Pool" PCN refers to UA temporary positions, such as adjunct faculty; student employees; and other non-permanent staff. Multiple incumbents share the same labor pool position number and pooled budget.

PCN	Job Class Title	Location	Time Status	Split/Count	Employee Class	Benefit Rate	Annual Budgeted Salary	Annual Benefits	Total Costs	UGF Estimate
520142	Associate Professor	Ketchikan	FT		United Academics BU	29.8%	63,434	18,903	82,337	37,802
520143	Admin Generalist 2	Ketchikan	PT		PERS - Classified	48.7%	22,533	10,974	33,507	15,383
520302	Assistant Professor	Ketchikan	FT		United Academics BU	29.8%	76,905	22,918	99,823	45,830
520305	Admin Specialist 2	Ketchikan	FT		PERS - Classified	48.7%	50,276	24,484	74,760	34,324
520310	Assistant Professor	Ketchikan	FT		United Academics BU	29.8%	60,600	18,059	78,659	36,114
526552	Student Svcs Technician 2	Ketchikan	FT		PERS - Classified	48.7%	42,472	20,684	63,156	28,996
527200	Crafts & Trades I (CT1)	Ketchikan	FT		AHECTE- Labor Trades & Crafts	44.5%	56,125	24,976	81,101	37,235
POOL	Adjunct Faculty	Ketchikan	PT	*	Non-Represented Adjunct Faculty	0.0%	41,074	1,663	42,736	19,621
POOL	Adjunct Faculty	Ketchikan	PT		UNAD Adjunct Faculty	10.9%	143,789	5,751	149,540	68,656
POOL	UA Labor Pool	Ketchikan	PT	*	Labor Pool	0.0%	543,839	0	543,839	224,717
Total Position Costs							2,844,866	793,334	3,638,200	1,582,906
Full Time Positions:		33								
Part Time Positions:		4								
Positions in Component:		37								
									Federal Receipts (1002)	437,103
									General Fund Receipts (1004)	1,582,906
									Interagency Receipts (1007)	104,235
									University Receipts (1048)	1,509,836
									UA Intra-agency Transfers (1174)	4,120
									UA Funding	3,638,200

State of Alaska FY2021 Governor's Operating Budget

University of Alaska Sitka Campus Component Budget Summary

Component: Sitka Campus**Contribution to Department's Mission**

The UAS Sitka Campus is an integral part of regional programs offered by the University of Alaska Southeast. The campus is recognized as the UAS center for healthcare workforce training and community outreach. Signifying a commitment to the success of Alaska Native students, with an emphasis in the recruitment and retention of program students especially in the rural areas. The Sitka campus provides accessible, quality postsecondary academic, vocational, and continuing educational opportunities with integrated student support services throughout the region and the state.

Core Services

- Sitka is a branch campus of the University of Alaska Southeast and as such is accredited by the Northwest Commission on Colleges and Universities.
- Sitka offers postsecondary academic and workforce training programs. Unique offerings from the Sitka campus include the Fisheries Technology and the Health Information Management online programs. The Health Information Management Associate of Applied Science is the only nationally accredited program in the UA system.
- Sitka prepares students for transfer to four-year institutions, delivers courses and programs in response to local community needs, and provides occupational endorsement, certificates and associate degrees in relevant workforce training programs.
- Sitka is the region's leader in health-related and patient care programs offering, a unique variety of courses, many by distance, appealing to a diverse cross-section of Alaskans.
- Sitka has active partnerships with Mt. Edgecumbe High School and the Alaska Public Safety Academy providing dual enrollment opportunities and preparing students for employment through the Welding OE, the Construction Technology OE, and the Law Enforcement OE.
- Sitka supports a wide variety of student services that include counseling, advising, library, and learning resource services for students both on campus and online.

Major Component Accomplishments in 2019

See University of Alaska Southeast

Key Component Challenges

See University of Alaska Southeast

Significant Changes in Results to be Delivered in FY2021

See University of Alaska Southeast

Statutory and Regulatory Authority

No statutes and regulations.

Contact Information

Contact: Michelle Rizk, Vice President, University Relations
Phone: (907) 450-8187
E-mail: marizk@alaska.edu

Sitka Campus Personal Services Information				
Authorized Positions			Personal Services Costs	
	<u>FY2020</u> <u>Management</u> <u>Plan</u>	<u>FY2021</u> <u>Governor</u>		
Full-time	44	44	Annual Salaries	0
Part-time	3	3	Premium Pay	0
Nonpermanent	0	0	Annual Benefits	0
			Labor Pool(s)	0
			<i>Less % Vacancy Factor</i>	()
Totals	47	47	Total Personal Services	

Position Classification Summary					
Job Class Title	Anchorage	Fairbanks	Juneau	Others	Total
No personal services.					
Totals	0	0	0	0	0

Component Detail All Funds
University of Alaska

Component: Sitka Campus (764)
RDU: University of Alaska Southeast (237)

Non-Formula Component

	FY2019 Actuals	FY2020 Conference Committee	FY2020 Authorized	FY2020 Management Plan	FY2021 Governor	FY2020 Management Plan vs FY2021 Governor	
71000 Personal Services	4,083.2	4,500.8	4,500.8	4,240.9	4,240.9	0.0	0.0%
72000 Travel	131.6	182.6	182.6	136.9	136.9	0.0	0.0%
73000 Services	1,249.0	1,945.9	1,945.9	1,979.9	1,979.9	0.0	0.0%
74000 Commodities	309.8	816.6	816.6	807.9	807.9	0.0	0.0%
75000 Capital Outlay	269.1	0.0	0.0	15.0	15.0	0.0	0.0%
77000 Grants, Benefits	169.6	117.6	117.6	118.4	118.4	0.0	0.0%
78000 Miscellaneous	0.0	0.0	0.0	0.0	0.0	0.0	0.0%
Totals	6,212.3	7,563.5	7,563.5	7,299.0	7,299.0	0.0	0.0%
Fund Sources:							
1002 Fed Rcpts (Fed)	976.9	1,480.1	1,480.1	1,480.1	1,480.1	0.0	0.0%
1004 Gen Fund (UGF)	2,526.8	2,526.8	2,526.8	2,265.9	2,265.9	0.0	0.0%
1007 I/A Rcpts (Other)	123.2	179.6	179.6	179.6	179.6	0.0	0.0%
1048 Univ Rcpt (DGF)	2,513.7	3,258.0	3,258.0	3,258.0	3,258.0	0.0	0.0%
1151 VoTech Ed (DGF)	71.5	71.5	71.5	67.9	67.9	0.0	0.0%
1174 UA I/A (Other)	0.2	47.5	47.5	47.5	47.5	0.0	0.0%
Unrestricted General (UGF)	2,526.8	2,526.8	2,526.8	2,265.9	2,265.9	0.0	0.0%
Designated General (DGF)	2,585.2	3,329.5	3,329.5	3,325.9	3,325.9	0.0	0.0%
Other Funds	123.4	227.1	227.1	227.1	227.1	0.0	0.0%
Federal Funds	976.9	1,480.1	1,480.1	1,480.1	1,480.1	0.0	0.0%
Positions:							
Permanent Full Time	44	44	44	44	44	0	0.0%
Permanent Part Time	3	3	3	3	3	0	0.0%
Non Permanent	0	0	0	0	0	0	0.0%

Change Record Detail - Multiple Scenarios with Descriptions
University of Alaska

Component: Sitka Campus (764)
RDU: University of Alaska Southeast (237)

Scenario/Change Record Title	Trans Type	Totals	Personal Services	Travel	Services	Commodities	Capital Outlay	Grants, Benefits	Miscellaneous	Positions		NP
										PFT	PPT	
***** Changes From FY2020 Conference Committee To FY2020 Authorized *****												
FY2020 Conference Committee												
	ConfCom	7,563.5	4,500.8	182.6	1,945.9	816.6	0.0	117.6	0.0	44	3	0
1002 Fed Rcpts		1,480.1										
1004 Gen Fund		2,526.8										
1007 I/A Rcpts		179.6										
1048 Univ Rcpt		3,258.0										
1151 VoTech Ed		71.5										
1174 UA I/A		47.5										
Subtotal		7,563.5	4,500.8	182.6	1,945.9	816.6	0.0	117.6	0.0	44	3	0

***** Changes From FY2020 Authorized To FY2020 Management Plan *****												
Transfer Authority to Align with Distributions												
	Trout	-3.6	0.0	0.0	-3.6	0.0	0.0	0.0	0.0	0	0	0
1151 VoTech Ed		-3.6										

Transfers between allocations deemed necessary for FY2020.

1151 Tech Voc Educ Program

- (93.9) Kenai Peninsula College
- (35.9) Kodiak College
- 65.8 Matanuska-Susitna College
- (24.7) Prince William Sound College
- (20.0) Interior Alaska Campus
- (73.7) Kuskokwim Campus
- 99.7 Northwest Campus
- 99.6 UAF Community and Technical College
- (3.8) Juneau Campus
- (9.5) Ketchikan Campus
- (3.6) Sitka Campus

Align Authority with Anticipated Expenditures												
	Trout	-260.9	0.0	0.0	-260.9	0.0	0.0	0.0	0.0	0	0	0
1004 Gen Fund		-260.9										

Transfers between allocations deemed necessary for FY2020.

1004 General Fund

412.2 Juneau Campus

Change Record Detail - Multiple Scenarios with Descriptions
University of Alaska

Component: Sitka Campus (764)
RDU: University of Alaska Southeast (237)

Scenario/Change Record Title	Trans Type	Totals	Personal Services	Travel	Services	Commodities	Capital Outlay	Grants, Benefits	Miscellaneous	Positions		NP
										PFT	PPT	
(151.3) Ketchikan Campus												
(260.9) Sitka Campus												
Align Authority with Anticipated Expenditures												
LIT		0.0	-259.9	-45.7	298.5	-8.7	15.0	0.8	0.0	0	0	0
Transfers within the allocation that University management and the Board of Regents have deemed necessary to accurately reflect revenue and expenditure levels for FY2020.												
Subtotal		7,299.0	4,240.9	136.9	1,979.9	807.9	15.0	118.4	0.0	44	3	0
***** Changes From FY2020 Management Plan To FY2021 Governor *****												
Totals		7,299.0	4,240.9	136.9	1,979.9	807.9	15.0	118.4	0.0	44	3	0

Personal Services Expenditure Detail
University of Alaska

Component: Sitka Campus (764)

RDU: University of Alaska Southeast (237)

Notes:

1. If a position is split, an asterisk (*) will appear in the Split/Count column. If the split position is also counted in the component, two asterisks (**) will appear in the column.

2. "Pool" PCN refers to UA temporary positions, such as adjunct faculty; student employees; and other non-permanent staff. Multiple incumbents share the same labor pool position number and pooled budget.

PCN	Job Class Title	Location	Time Status	Split/ Count	Employee Class	Benefit Rate	Annual Budgeted Salary	Annual Benefits	Total Costs	UGF Estimate
640004	IS Ops Technician 2	Sitka	FT		PERS - Classified	48.7%	43,316	21,095	64,411	24,202
640010	Director (Admin)	Sitka	FT		Sr. Administrator	26.2%	126,744	33,207	159,951	60,100
640012	Admin Generalist 4	Sitka	FT		PERS - Classified	48.7%	45,531	22,174	67,705	25,439
640014	Fiscal Technician 2	Sitka	FT		PERS - Classified	48.7%	30,905	15,051	45,956	16,404
640016	Stu Svcs Profess 2 (Exempt)	Sitka	FT		APT - Exempt Employees	40.7%	48,331	19,671	68,002	25,551
640019	Administrative Management 2	Sitka	FT		APT - Exempt Employees	40.7%	81,825	33,303	115,128	43,258
640022	Professor	Sitka	FT		United Academics BU	29.8%	63,938	19,054	82,992	31,183
640032	Proc/ Cont Svcs Technician 2	Sitka	FT		PERS - Classified	48.7%	45,974	22,389	68,363	24,402
640033	Human Resources Technician 4	Sitka	FT		PERS - Classified	48.7%	66,388	32,331	98,719	37,093
640035	Maint Service Worker II (MSW2)	Sitka	FT		AHECTE- Labor Trades & Crafts	44.5%	32,740	14,569	47,309	17,776
640037	Maint Service Worker IV (MSW4)	Sitka	FT		AHECTE- Labor Trades & Crafts	44.5%	38,112	16,960	55,072	20,693
640040	Student Svcs Professional 3	Sitka	PT		APT - Exempt Employees	40.7%	58,922	23,981	82,903	31,150
640051	Student Svcs Technician 2	Sitka	FT		PERS - Classified	48.7%	40,786	19,863	60,649	22,788
640052	Student Svcs Technician 2	Sitka	PT		PERS - Classified	48.7%	25,491	12,414	37,905	14,242
640056	Student Svcs Technician 3	Sitka	FT		PERS - Classified	48.7%	46,880	22,831	69,711	26,193
640057	Fiscal Technician 2	Sitka	FT		PERS - Classified	48.7%	42,473	20,684	63,157	22,544
640059	Assistant Professor	Sitka	FT		United Academics BU	29.8%	78,780	23,476	102,256	38,422
640060	Assistant Professor	Sitka	FT		United Academics BU	29.8%	66,349	19,772	86,121	32,359
640062	Instructional Designer 2	Sitka	FT		PERS - Classified	48.7%	49,770	24,238	74,008	0
640063	Assistant Professor	Sitka	FT		United Academics BU	29.8%	62,268	18,556	80,824	30,369
640064	Assistant Professor	Sitka	FT		United Academics BU	29.8%	70,824	21,106	91,930	34,542
640067	Assistant Professor	Sitka	FT		United Academics BU	29.8%	70,938	21,140	92,078	34,597
640069	Admin Specialist 2	Sitka	FT		PERS - Classified	48.7%	54,451	26,518	80,969	0
640071	Training & Development 5	Sitka	FT		APT - Exempt Employees	40.7%	48,242	19,634	67,876	25,504
640072	Stu Svcs Profess 2 (Exempt)	Sitka	FT		APT - Exempt Employees	40.7%	52,342	21,303	73,645	0
640073	Research Technician 4	Sitka	FT		PERS - Classified	48.7%	32,714	15,932	48,646	0
640074	Stu Svcs Profess 2 (Exempt)	Sitka	FT		APT - Exempt Employees	40.7%	52,342	21,303	73,645	0
640075	Admin Generalist 3	Sitka	FT		PERS - Classified	48.7%	100	0	100	0
640076	Research Technician 2	Sitka	FT		PERS - Classified	48.7%	45,531	22,174	67,705	25,439
640079	Assistant Professor	Sitka	FT		United Academics BU	29.8%	50,222	14,966	65,188	24,494

Personal Services Expenditure Detail
University of Alaska

Component: Sitka Campus (764)

RDU: University of Alaska Southeast (237)

Notes:

1. If a position is split, an asterisk (*) will appear in the Split/Count column. If the split position is also counted in the component, two asterisks (**) will appear in the column.

2. "Pool" PCN refers to UA temporary positions, such as adjunct faculty; student employees; and other non-permanent staff. Multiple incumbents share the same labor pool position number and pooled budget.

PCN	Job Class Title	Location	Time Status	Split/ Count	Employee Class	Benefit Rate	Annual Budgeted Salary	Annual Benefits	Total Costs	UGF Estimate
640082	Assistant Professor	Sitka	FT		United Academics BU	29.8%	65,088	19,396	84,484	31,744
640100	Associate Professor	Sitka	FT		United Academics BU	29.8%	71,296	21,246	92,542	34,772
640103	Stu Svcs Profess 2 (Exempt)	Sitka	FT		APT - Exempt Employees	40.7%	56,666	23,063	79,729	29,957
640106	Professor	Sitka	FT		United Academics BU	29.8%	76,716	22,861	99,577	18,708
640112	Instructional Designer 2	Sitka	FT		PERS - Classified	48.7%	42,999	20,941	63,940	24,025
640115	Professor	Sitka	FT		United Academics BU	29.8%	88,612	26,406	115,018	43,217
640119	Associate Professor	Sitka	FT		United Academics BU	29.8%	83,349	24,838	108,187	40,650
640124	Assistant Professor	Sitka	FT		United Academics BU	29.8%	63,938	19,054	82,992	31,183
640200	Assistant Professor	Sitka	FT		United Academics BU	29.8%	67,767	20,195	87,962	33,051
640201	Professor	Sitka	FT		United Academics BU	29.8%	87,367	26,035	113,402	42,610
640221	Fac Svcs-MO&U Supervisor 4	Sitka	FT		APT - Exempt Employees	40.7%	58,922	23,981	82,903	31,150
640301	Admin Specialist 3	Sitka	FT		APT - Exempt Employees	40.7%	64,447	26,230	90,677	34,071
640302	Assistant Professor	Sitka	FT		United Academics BU	29.8%	100	0	100	0
640511	Stu Svcs Profess 2 (Exempt)	Sitka	FT		APT - Exempt Employees	40.7%	52,342	21,303	73,645	0
649000	Student Svcs Professional 3	Sitka	FT		APT - Exempt Employees	40.7%	100	0	100	0
649232	Administrative Professional 2	Sitka	PT		APT - Exempt Employees	40.7%	60,736	24,720	85,456	0
649234	Student Svcs Professional 3	Sitka	FT		APT - Exempt Employees	40.7%	57,193	23,278	80,471	30,236
POOL	Adjunct Faculty	Sitka	PT	*	Non-Represented Adjunct Faculty	0.0%	135,515	5,508	141,023	52,988
POOL	Adjunct Faculty	Sitka	PT		UNAD Adjunct Faculty	10.9%	241,539	9,889	251,428	94,472
POOL	UA Labor Pool	Sitka	PT	*	Labor Pool	0.0%	314,342	0	314,342	100,394
Total Position Costs							3,262,263	978,637	4,240,900	1,361,972

Full Time Positions: 44
Part Time Positions: 3
Positions in Component: 47

Federal Receipts (1002) 795,935
General Fund Receipts (1004) 1,361,972
Interagency Receipts (1007) 107,953
University Receipts (1048) 1,946,490
UA Intra-agency Transfers (1174) 28,551
UA Funding 4,240,900