

# Preliminary Course Registration and Admission Activity, Spring 2026

## 5 Weeks Before Start of Instruction

### December 8, 2025

This is a summary of Spring 2025 semester activity as of Monday, December 8, 2025. Priority registration for Spring 2026 started October 27 at UAF and UAS, while UAA priority registration started October 24. Compared to the previous year, priority registration opened November 4 at UAF and UAS, while UAA opened priority registration November 1. The first day of Spring 2026 will be January 12, and Spring 2025 started January 13. Trends figures are normalized relative to the first day of instruction for Spring.

#### **Applications**

About 4,796 prospective students started applications for the Spring 2026 term; compared to 4,694 applications initiated in Spring 2025. This is an increase of 102 applications started (2 percent increase). Applications accepted has also increased roughly 2 percent (43 additional applications accepted) from 2,664 in Spring 2025 to 2,707 in Spring 2026. The number of accepted applicants who elected to register for courses is down 3 percent (31) year-over-year.

Applications started by first-time students and UA scholars increased 4 percent and 84 percent (79 and 49) respectively. Of those, first-time students and UA Scholars accepted for a program increased by 14 percent and 56 percent. First-time students who registered for courses increased 9 percent and UA scholars increased 79 percent. Transfer student applications initiated increased 3 percent (112), but of those applications that were completed, transfer/other students accepted for a program decreased 4 percent (67).

Additional activity detail for UA Anchorage, UA Fairbanks, and UA Southeast may be found on pages 5, 6, 7 respectively. Unduplicated UA Total application trends are provided on page 8.

#### **Course Registration**

As of December 8, 2025, 12,719 students had registered for 126,953 Spring semester credit hours, system wide. This represents a nearly 7 percent increase in headcount (818 students) and a nearly 9 percent increase in student credit hour registration (10,284 SCH) from the levels observed this time last year.

At UAA, Spring 2026 student headcount increased almost 9 percent (590 students) and student credit hours increased roughly 11 percent (6,795 SCH) compared to last year. The College of Arts and Sciences accounts for roughly 32 percent (2,203 SCH) of the increase in SCH at UAA. See page 2 for additional UAA detail by academic unit.

UAF student headcount increased nearly 7 percent (306 students) and student credit hour registration increased just over 8 percent (3,632 SCH), year-over-year. Spring 2026 student credit hour registration at the College of Natural Science and Mathematics accounts for nearly 46 percent (1,668 SCH) of UAF's SCH increase. See page 4 for additional UAF detail by academic unit.

UAS headcount decreased over 4 percent (45 students) and student credit hour registration decreased nearly 2 percent (143 SCH) compared to this time last year. The School of Education registered 49 additional SCH for Spring 2026 versus Spring 2025, a nearly 4 percent increase offsetting SCH decreases at other academic units. See page 4 for additional UAS detail by academic unit.

Nearly four percent of registered students (490 students) are taking classes concurrently at multiple universities within the system this semester. See page 2 for additional detail about underlying student headcount and student credit hour changes by academic unit and campus.



# Course Registration

## 5 Weeks to Start of Spring Semester Instruction

### Spring 2025 and Spring 2026 (December 9 2024 and December 8 2025)

Note: Information is preliminary. Includes all for-credit course registration activity recorded in Banner. Valid trends are reported by normalizing dates relative to the start of instruction for each Fall semester. Spring 2026 semester instruction begins Monday, January 12 and Spring 2026 semester instruction began Monday, January 13. Headcount is unduplicated at the reporting level, counting each student once and only once at each academic unit, academic organization and university that they enrolled at. Summing headcount over academic unit, academic organization and university will double count students and add up to more than the unduplicated system total, due to students utilizing courses from more than one location. Data is provided by UAA, UAF and UAS, extracted at 5pm on the report date from UA information systems. \*Effective November 2024, the Interior Alaska Campus merged into UAF's Community and Technical College (CTC). Combined Spring 2025 headcount is unavailable due to non-additive data, but Spring 2025 SCH is additive and can be reported.

Greater than 1% growth ▲

Minimal change +/- 1% ▬

Greater than 1% decrease ▼

	Headcount				Student Credit Hours			
	Spring 2025	Spring 2026	Change	%	Spring 2025	Spring 2026	Change	%
Anchorage Campus	5,557	6,003	446	8.0% ▲	49,907	54,580	4,674	9.4% ▲
Office of the Provost	22	13	-9	-40.9% ▼	60	16	-44	-73.3% ▼
Consortium Library	5	0	-5	-100.0% ▼	5	0	-5	-100.0% ▼
College of Arts and Sciences	3,635	3,965	330	9.1% ▲	25,245	27,448	2,203	8.7% ▲
College of Health	1,604	1,740	136	8.5% ▲	10,538	10,999	461	4.4% ▲
College of Business and Public Policy	885	1,010	125	14.1% ▲	5,592	6,600	1,008	18.0% ▲
Community and Technical College	636	715	79	12.4% ▲	4,429	5,345	917	20.7% ▲
College of Engineering	520	519	-1	-0.2% ▬	3,242	3,388	146	4.5% ▲
School of Education	166	182	16	9.6% ▲	796	784	-12	-1.5% ▼
Kenai Peninsula College	1,446	1,585	139	9.6% ▲	7,041	7,706	665	9.4% ▲
Kodiak College	418	401	-17	-4.1% ▼	1,537	1,499	-38	-2.5% ▼
Matanuska-Susitna College	823	971	148	18.0% ▲	4,870	5,883	1,013	20.8% ▲
Prince William Sound College	137	194	57	41.6% ▲	682	1,164	482	70.6% ▲
<b>UA Anchorage</b>	<b>6,599</b>	<b>7,189</b>	<b>590</b>	<b>8.9% ▲</b>	<b>64,037</b>	<b>70,832</b>	<b>6,795</b>	<b>10.6% ▲</b>

# Course Registration

## 5 Weeks to Start of Spring Semester Instruction

### Spring 2025 and Spring 2026 (December 9 2024 and December 8 2025)

Note: Information is preliminary. Includes all for-credit course registration activity recorded in Banner. Valid trends are reported by normalizing dates relative to the start of instruction for each Fall semester. Spring 2026 semester instruction begins Monday, January 12 and Spring 2026 semester instruction began Monday, January 13. Headcount is unduplicated at the reporting level, counting each student once and only once at each academic unit, academic organization and university that they enrolled at. Summing headcount over academic unit, academic organization and university will double count students and add up to more than the unduplicated system total, due to students utilizing courses from more than one location. Data is provided by UAA, UAF and UAS, extracted at 5pm on the report date from UA information systems. \*Effective November 2024, the Interior Alaska Campus merged into UAF's Community and Technical College (CTC). Combined Spring 2025 headcount is unavailable due to non-additive data, but Spring 2025 SCH is additive and can be reported.

	Greater than 1% growth ▲				Minimal change +/- 1% ▬				Greater than 1% decrease ▼			
	Headcount				Student Credit Hours							
	Spring 2025	Spring 2026	Change	%	Spring 2025	Spring 2026	Change	%	Spring 2025	Spring 2026	Change	%
Troth Yeddha	3,940	4,196	256	6.5% ▲	34,302	38,083	3,781	11.0% ▲				
Office of the Provost	86	79	-7	-8.1% ▼	202	215	13	6.4% ▲				
Rasmuson Library	349	339	-10	-2.9% ▼	349	339	-10	-2.9% ▼				
College of Liberal Arts	2,255	2,346	91	4.0% ▲	12,688	13,386	698	5.5% ▲				
College of Natural Science and Mathematics	1,632	1,851	219	13.4% ▲	10,419	12,087	1,668	16.0% ▲				
College of Engineering and Mines	367	417	50	13.6% ▲	2,271	2,685	414	18.2% ▲				
College of Business and Security Management	931	1,044	113	12.1% ▲	5,875	6,500	625	10.6% ▲				
School of Education	250	250	0	0.0% ▬	1,312	1,532	220	16.8% ▲				
University of Alaska Museum of the North	4	4	0	0.0% ▬	5	7	2	40.0% ▲				
College of Fisheries and Ocean Sciences	254	255	1	0.4% ▬	1,136	1,284	148	13.0% ▲				
Bristol Bay Campus	125	47	-78	-62.4% ▼	451	139	-312	-69.2% ▼				
Chukchi Campus	26	36	10	38.5% ▲	96	129	33	34.4% ▲				
Kuskokwim Campus	133	151	18	13.5% ▲	591	635	44	7.4% ▲				
Northwest Campus	2	21	19	950.0% ▲	8	102	94	1175.0% ▲				
Rural College	401	412	11	2.7% ▲	1,537	1,563	26	1.7% ▲				
Community and Technical College*	1,392	1,417	25	1.8% ▲	7,378	7,343	-35	-0.5% ▬				
UA Fairbanks	4,674	4,980	306	6.5% ▲	44,363	47,994	3,632	8.2% ▲				

# Course Registration

## 5 Weeks to Start of Spring Semester Instruction

### Spring 2025 and Spring 2026 (December 9 2024 and December 8 2025)

Note: Information is preliminary. Includes all for-credit course registration activity recorded in Banner. Valid trends are reported by normalizing dates relative to the start of instruction for each Fall semester. Spring 2026 semester instruction begins Monday, January 12 and Spring 2026 semester instruction began Monday, January 13. Headcount is unduplicated at the reporting level, counting each student once and only once at each academic unit, academic organization and university that they enrolled at. Summing headcount over academic unit, academic organization and university will double count students and add up to more than the unduplicated system total, due to students utilizing courses from more than one location. Data is provided by UAA, UAF and UAS, extracted at 5pm on the report date from UA information systems. \*Effective November 2024, the Interior Alaska Campus merged into UAF's Community and Technical College (CTC). Combined Spring 2025 headcount is unavailable due to non-additive data, but Spring 2025 SCH is additive and can be reported.

Greater than 1% growth ▲

Minimal change +/- 1% ▬

Greater than 1% decrease ▼

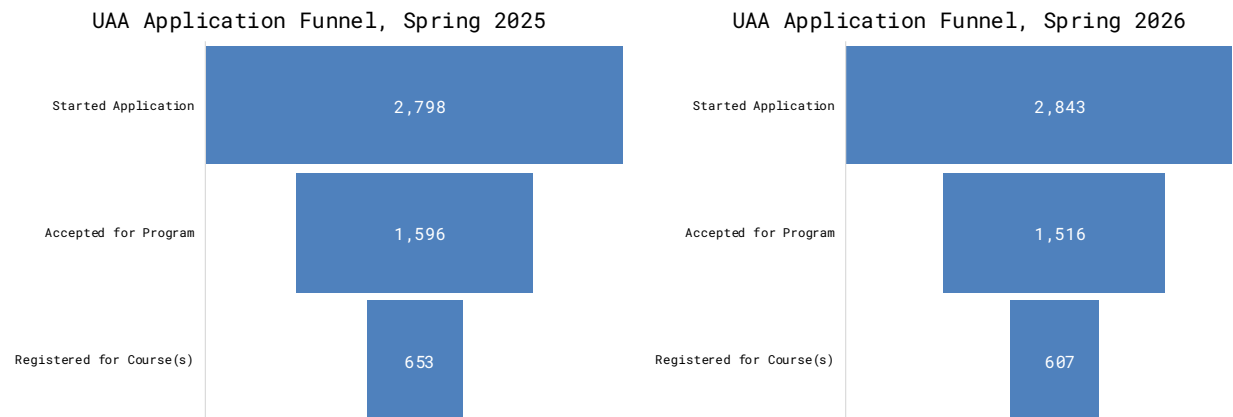
	Headcount				Student Credit Hours			
	Spring 2025	Spring 2026	Change	%	Spring 2025	Spring 2026	Change	%
Juneau Campus	809	774	-35	-4.3% ▼	5,584	5,488	-96	-1.7% ▼
School of Arts & Sciences	587	534	-53	-9.0% ▼	4,043	3,863	-180	-4.5% ▼
School of Education	205	225	20	9.8% ▲	1,283	1,332	49	3.8% ▲
School of Career Education	53	41	-12	-22.6% ▼	258	293	35	13.6% ▲
Ketchikan Campus	334	316	-18	-5.4% ▼	1,351	1,362	11	0.8% ▬
Sitka Campus	309	295	-14	-4.5% ▼	1,335	1,277	-58	-4.3% ▼
<b>UA Southeast</b>	<b>1,106</b>	<b>1,061</b>	<b>-45</b>	<b>-4.1% ▼</b>	<b>8,270</b>	<b>8,127</b>	<b>-143</b>	<b>-1.7% ▼</b>
<b>UA System</b>	<b>11,901</b>	<b>12,719</b>	<b>818</b>	<b>6.9% ▲</b>	<b>116,669</b>	<b>126,953</b>	<b>10,284</b>	<b>8.8% ▲</b>

# Applications, Admissions and Enrollment

## 5 Weeks to Start of Spring Semester Instruction

### Spring 2025 and Spring 2026 (December 9 2024 and December 8 2025)

UA Anchorage	Spring 2025	Spring 2026	Change	%
<b>Started Application</b>				
First-Time Students	1,132	1,270	138	12% ▲
UA Scholar	39	68	29	74% ▲
Transfer/Other	1,501	1,452	-49	-3% ▼
All Undergraduate	2,633	2,722	89	3% ▲
Graduate Program	165	121	-44	-27% ▼
<b>Accepted for Program</b>				
First-Time Students	502	534	32	6% ▲
UA Scholar	27	37	10	37% ▲
Transfer/Other	1,047	947	-100	-10% ▼
All Undergraduate	1,549	1,481	-68	-4% ▼
Graduate Program	47	35	-12	-26% ▼
<b>Registered for Course(s)</b>				
First-Time Students	146	153	7	5% ▲
UA Scholar	13	18	5	38% ▲
Transfer/Other	474	434	-40	-8% ▼
All Undergraduate	620	587	-33	-5% ▼
Graduate Program	33	20	-13	-39% ▼
<b>Started Application</b>	<b>2,798</b>	<b>2,843</b>	<b>45</b>	<b>2% ▲</b>
<b>Accepted for Program</b>	<b>1,596</b>	<b>1,516</b>	<b>-80</b>	<b>-5% ▼</b>
% accepted of those starting an application	57%	53%		
<b>Registered for Course(s)</b>	<b>653</b>	<b>607</b>	<b>-46</b>	<b>-7% ▼</b>
% registered of those accepted to a program/course	41%	40%		




Note: Information is preliminary. All applications recorded by each university are considered; some students apply to multiple programs/courses and sometimes to multiple UA universities. The number of started applications counts both complete and incomplete applications. Accepted application counts and registered for course(s) counts are unduplicated at the reporting level; summing over distinct university level counts would add to more than the unduplicated system total because of double counting. To be counted as an accepted student who registered for course(s), an individual must have enrolled at the university delivering the program/course they were accepted to. Data is provided by UAA, UAF and UAS, extracted on the report date from UA information systems.

# Applications, Admissions and Enrollment

## 5 Weeks to Start of Spring Semester Instruction

### Spring 2025 and Spring 2026 (December 9 2024 and December 8 2025)

UA Fairbanks	Spring 2025	Spring 2026	Change	%
<b>Started Application</b>				
First-Time Students	638	588	-50	-8% ▼
UA Scholar	13	34	21	162% ▲
Transfer/Other	622	685	63	10% ▲
All Undergraduate	1,260	1,273	13	1% ▲
Graduate Program	371	388	17	5% ▲
<b>Accepted for Program</b>				
First-Time Students	293	376	83	28% ▲
UA Scholar	10	26	16	160% ▲
Transfer/Other	470	511	41	9% ▲
All Undergraduate	763	887	124	16% ▲
Graduate Program	142	147	5	4% ▲
<b>Registered for Course(s)</b>				
First-Time Students	102	120	18	18% ▲
UA Scholar	4	14	10	250% ▲
Transfer/Other	239	232	-7	-3% ▼
All Undergraduate	341	352	11	3% ▲
Graduate Program	77	78	1	1% ▲
<b>Started Application</b>	<b>1,631</b>	<b>1,661</b>	<b>30</b>	<b>2% ▲</b>
<b>Accepted for Program</b>	<b>905</b>	<b>1,034</b>	<b>129</b>	<b>14% ▲</b>
% accepted of those starting an application	55%	62%		
<b>Registered for Course(s)</b>	<b>418</b>	<b>430</b>	<b>12</b>	<b>3% ▲</b>
% registered of those accepted to a program/course	46%	42%		



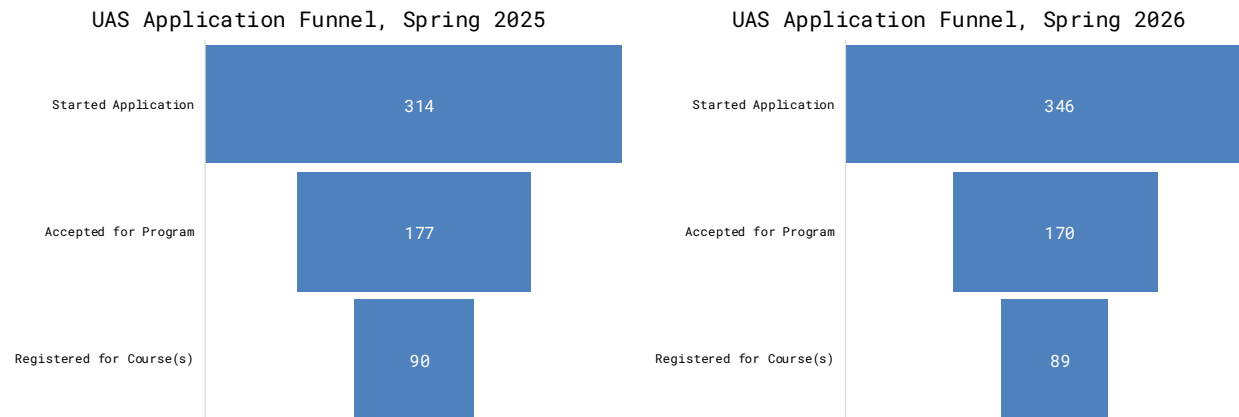
Note: Information is preliminary. All applications recorded by each university are considered; some students apply to multiple programs/courses and sometimes to multiple UA universities. The number of started applications counts both complete and incomplete applications. Accepted application counts and registered for course(s) counts are unduplicated at the reporting level; summing over distinct university level counts would add to more than the unduplicated system total because of double counting. To be counted as an accepted student who registered for course(s), an individual must have enrolled at the university delivering the program/course they were accepted to. Data is provided by UAA, UAF and UAS, extracted on the report date from UA information systems.

# Applications, Admissions and Enrollment

## 5 Weeks to Start of Spring Semester Instruction

### Spring 2025 and Spring 2026 (December 9 2024 and December 8 2025)

UA Southeast	Spring 2025	Spring 2026	Change	%
<b>Started Application</b>				
First-Time Students	84	75	-9	-11% ▼
UA Scholar	7	8	1	14% ▲
Transfer/Other	193	219	26	13% ▲
All Undergraduate	277	294	17	6% ▲
Graduate Program	37	52	15	41% ▲
<b>Accepted for Program</b>				
First-Time Students	40	40	0	0% ▬
UA Scholar	4	3	-1	-25% ▼
Transfer/Other	122	111	-11	-9% ▼
All Undergraduate	162	151	-11	-7% ▼
Graduate Program	15	19	4	27% ▲
<b>Registered for Course(s)</b>				
First-Time Students	14	14	0	0% ▬
UA Scholar	2	2	0	0% ▬
Transfer/Other	65	59	-6	-9% ▼
All Undergraduate	79	73	-6	-8% ▼
Graduate Program	11	16	5	▲
<b>Started Application</b>	<b>314</b>	<b>346</b>	<b>32</b>	<b>10% ▲</b>
<b>Accepted for Program</b>	<b>177</b>	<b>170</b>	<b>-7</b>	<b>-4% ▼</b>
% accepted of those starting an application	56%	49%		
<b>Registered for Course(s)</b>	<b>90</b>	<b>89</b>	<b>-1</b>	<b>-1% ▼</b>
% registered of those accepted to a program/course	51%	52%		



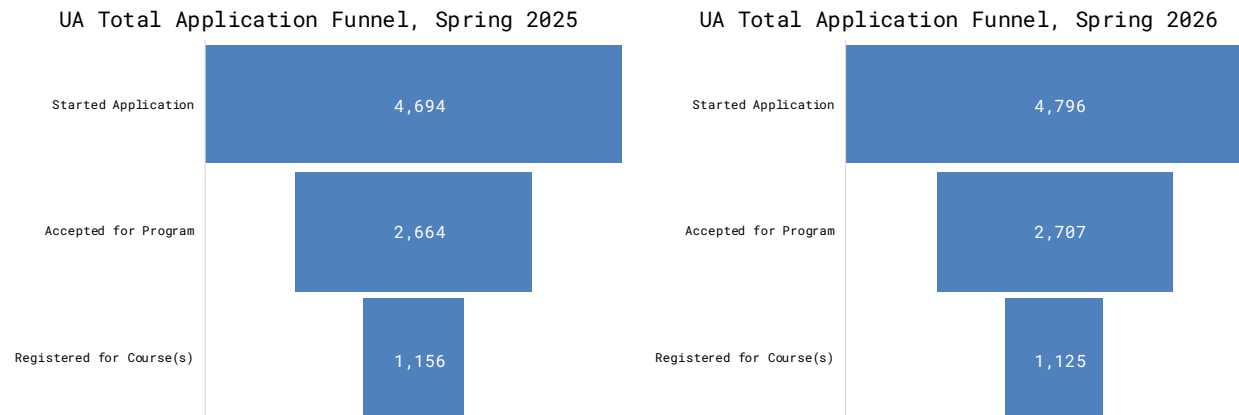
Note: Information is preliminary. All applications recorded by each university are considered; some students apply to multiple programs/courses and sometimes to multiple UA universities. The number of started applications counts both complete and incomplete applications. Accepted application counts and registered for course(s) counts are unduplicated at the reporting level; summing over distinct university level counts would add to more than the unduplicated system total because of double counting. To be counted as an accepted student who registered for course(s), an individual must have enrolled at the university delivering the program/course they were accepted to. Data is provided by UAA, UAF and UAS, extracted on the report date from UA information systems.

# Applications, Admissions and Enrollment

## 5 Weeks to Start of Spring Semester Instruction

### Spring 2025 and Spring 2026 (December 9 2024 and December 8 2025)

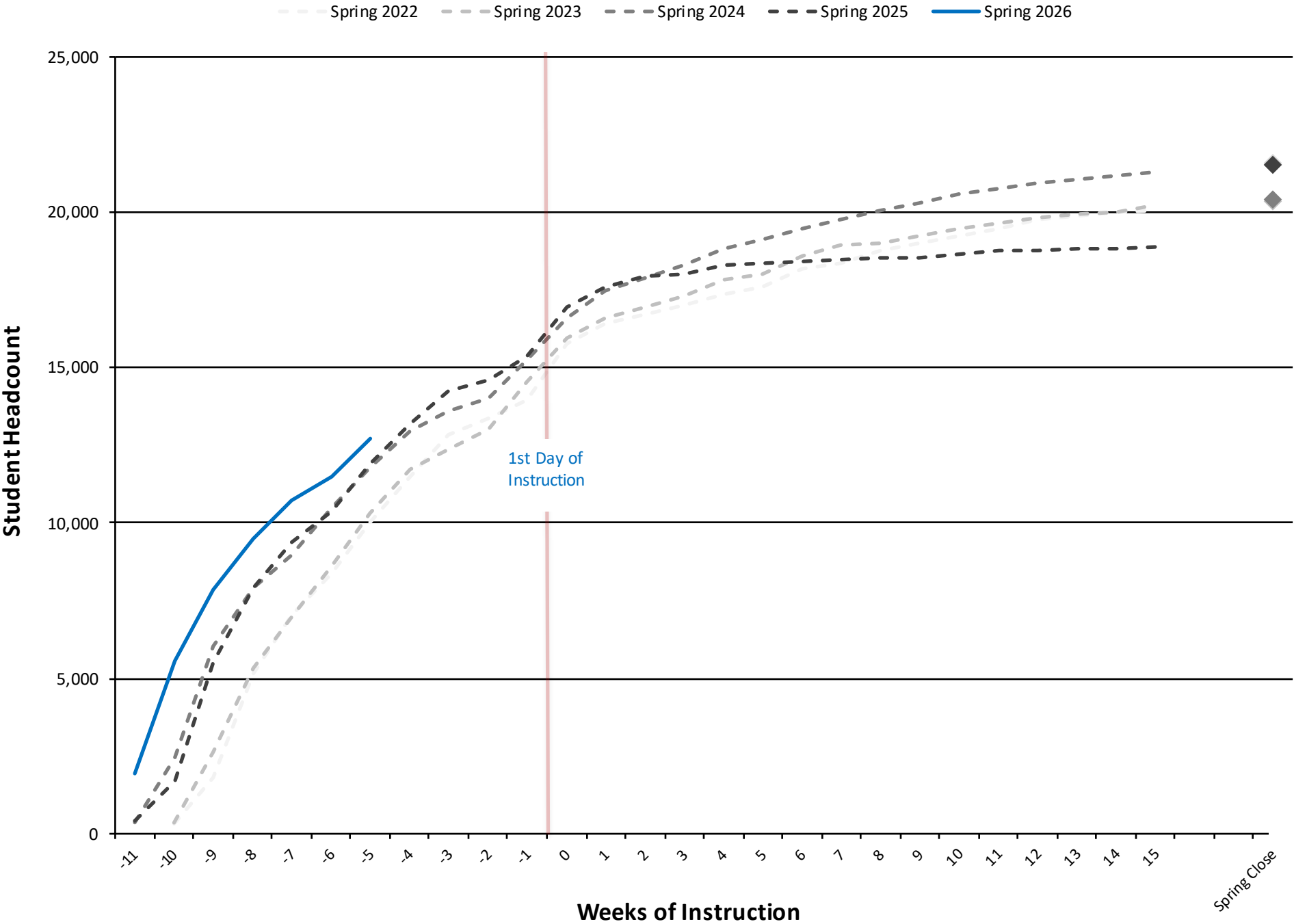
UA Total (Unduplicated)	Spring 2025	Spring 2026	Change	%
<b>Started Application</b>				
First-Time Students	1,833	1,912	79	4% ▲
UA Scholar	58	107	49	84% ▲
Transfer/Other	2,292	2,325	33	1% ▲
All Undergraduate	4,125	4,237	112	3% ▲
Graduate Program	569	559	-10	-2% ▼
<b>Accepted for Program</b>				
First-Time Students	831	944	113	14% ▲
UA Scholar	41	64	23	56% ▲
Transfer/Other	1,629	1,562	-67	-4% ▼
All Undergraduate	2,460	2,506	46	2% ▲
Graduate Program	204	201	-3	-1% ▼
<b>Registered for Course(s)</b>				
First-Time Students	262	286	24	9% ▲
UA Scholar	19	34	15	79% ▲
Transfer/Other	773	725	-48	-6% ▼
All Undergraduate	1,035	1,011	-24	-2% ▼
Graduate Program	121	114	-7	-6% ▼
<b>Started Application</b>	<b>4,694</b>	<b>4,796</b>	<b>102</b>	<b>2% ▲</b>
<b>Accepted for Program</b>	<b>2,664</b>	<b>2,707</b>	<b>43</b>	<b>2% ▲</b>
% accepted of those starting an application	57%	56%		
<b>Registered for Course(s)</b>	<b>1,156</b>	<b>1,125</b>	<b>-31</b>	<b>-3% ▼</b>
% registered of those accepted to a program/course	43%	42%		



Note: Information is preliminary. All applications recorded by each university are considered; some students apply to multiple programs/courses and sometimes to multiple UA universities. The number of started applications counts both complete and incomplete applications. Accepted application counts and registered for course(s) counts are unduplicated at the reporting level; summing over distinct university level counts would add to more than the unduplicated system total because of double counting. To be counted as an accepted student who registered for course(s), an individual must have enrolled at the university delivering the program/course they were accepted to. Data is provided by UAA, UAF and UAS, extracted on the report date from UA information systems.



# Student Headcount: UA System, Spring Semester



# Student Credit Hour Registration: UA System, Spring Semester

