

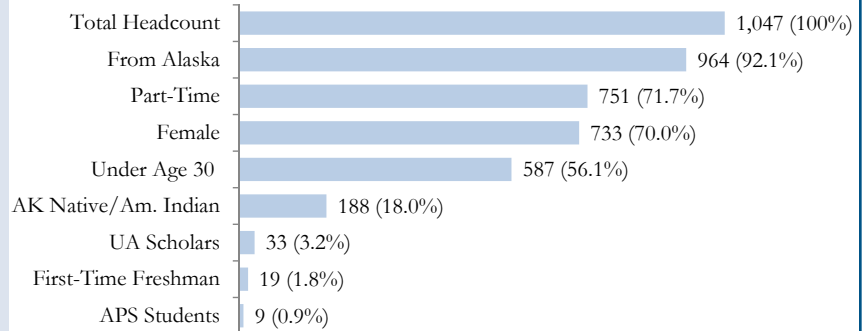


Campus Profile: Sitka

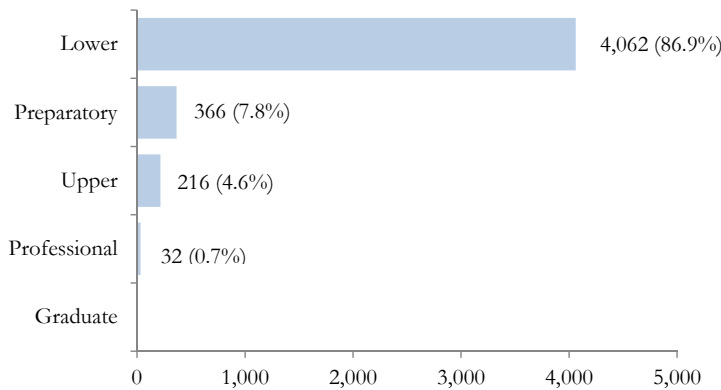
The University of Alaska Southeast (UAS) Sitka campus (founded as Sitka Community College in 1962) shares in Sitka's heritage of being the former capital of Russian America. Sitka, Alaska's fifth-largest city, is rich in history and a popular tourist destination. Mt. Edgecumbe, known as Alaska's Mount Fuji, dominates the horizon across the water from the campus. Located on Japonski Island along with the Southeast Alaska Regional Health Consortium (SEARHC), Mt. Edgecumbe High School and the U.S. Coast Guard, just across the bridge from town, the Sitka campus has maintained its community campus role while serving the needs of students from across the region and the State.



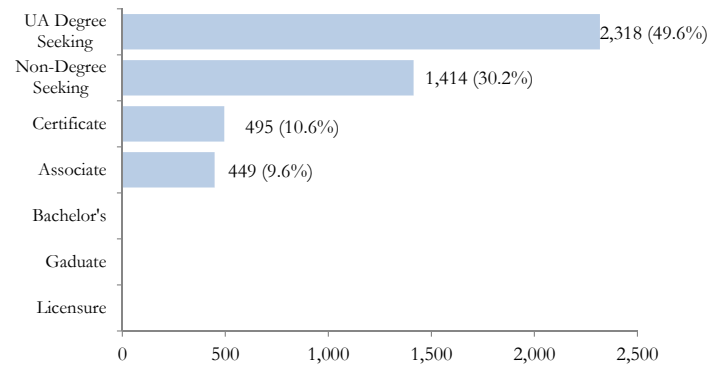
Student Profile, Fall 2011



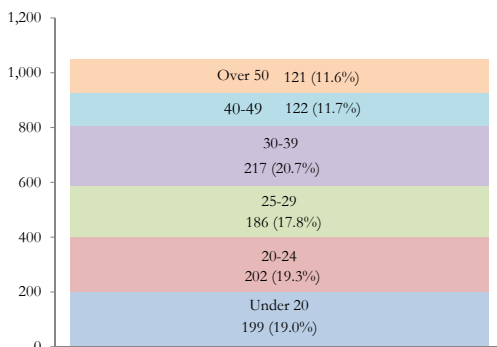
SCH by Course Level



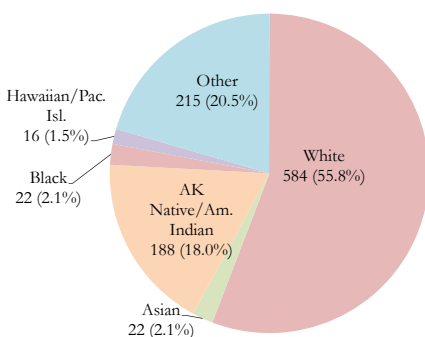
SCH by Degree-Seeking Status



Headcount by Age



Headcount by Race*



- The Sitka campus enrolled 1,047 students for credit in fall 2011, an increase of more than 25.5 percent over fall 2007.
- The Sitka campus enrolled more than one-fourth (33) of all UA Scholars attending UAS in fall 2011.
- 71.7 percent of the students taking a class at Sitka enrolled part-time at the UA system level.
- Women represented 70.0 percent of the student population.
- More than half of all students were under 30 years of age, although the average age for students was 32 in fall 2011.
- 92.1 percent of Sitka students originated from Alaska, 7.8 percent from out of state, and the remainder from another country.

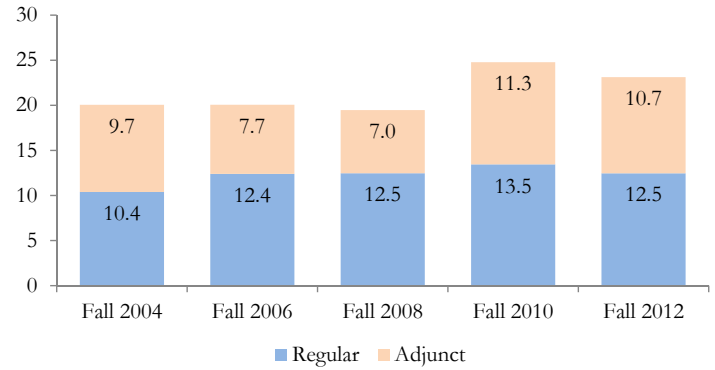
* Headcount by race is unduplicated. "Hawaii Native/Pacific Islander" was recorded as "Asian" prior to Fall 2009. UA Scholars include any recipient who takes at least one course from the campus/MAU. Source: Data Supplied by MAUs via UA Information Systems: Banner SI Closing Extracts FY03-FY11. Compiled by UA Institutional Research and Analysis in conjunction with campus. Headcounts are unduplicated at the reporting level.

Campus Profile Trends: Sitka

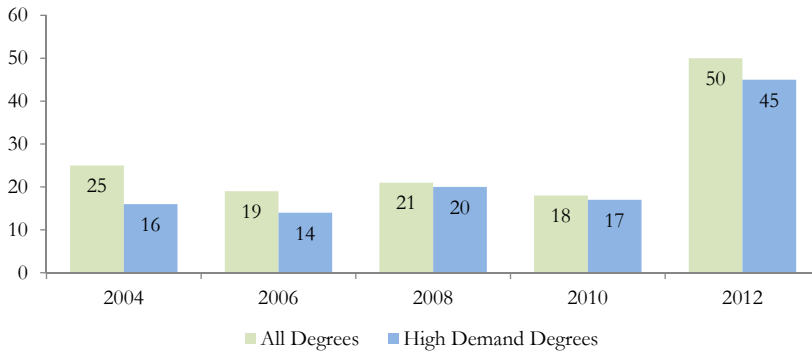
- Sitka campus employed 12.5 regular instructional faculty full-time equivalents (FTE) and 10.7 adjunct FTE* in fall 2012, an increase in both categories since fall 2004.
- Between FY04 and FY12, the number of graduates from Sitka has doubled. For High Demand Job Areas, the number of graduates has nearly tripled.
- The percentage of Sitka's graduates who were in High Demand Job Areas increased from 64 percent in FY04 to 90 percent in FY12.

* 1 adjunct FTE=3 adjuncts


Instructional Faculty FTE, Fall 2004 -- Fall 2012



Degrees and Credentials



Regular Faculty FTE Budgeted Funding Sources, Fall 2012



Source: UA in Review Tables 5.02, 5.03, 5.07, 5.08

* 1 adjunct FTE=3 adjuncts

Enrollment Trend

	Fall 07	Fall 11	Change
Headcount	834 (100%)	1,047 (100%)	25.5%
Male	284 34.1%	314 30.0%	10.6%
Traditional Age (18-24)	279 33.5%	339 32.4%	21.5%
Ethnic Minority	225 27.0%	248 23.7%	10.2%
Degree Seeking Students	419 50.2%	665 63.5%	58.7%
UA Full-Time Students	247 29.6%	296 28.3%	19.8%
UA First-Time Freshman*	34 4.1%	69 6.6%	102.9%

*Counts any UA first-time freshman taking at least one course from the campus. Student may be considered a non-degree student at the campus.

From fall 2007 to fall 2011:

- The number of students enrolled in Sitka degree programs increased by 58.7 percent to 665.
- UA first-time freshmen attending the Sitka campus more than doubled, increasing to 69 students.
- The number of UA full-time students attending Sitka increased by 49.
- Fall 2011 enrollment increased by 25.5 percent over fall 2007.