

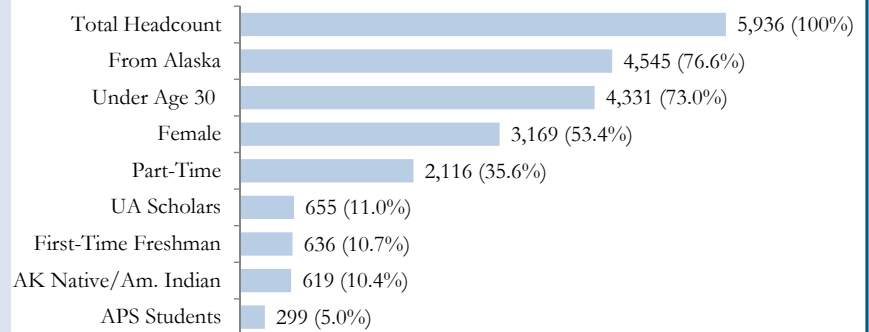


Campus Profile: Fairbanks

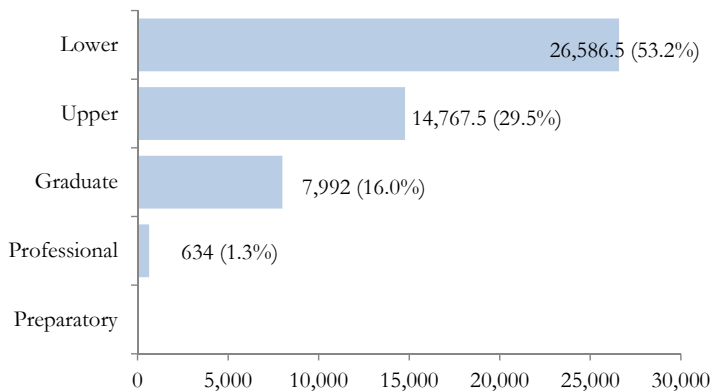
From its start in 1917 as a mining and agricultural school, the Fairbanks campus of the University of Alaska Fairbanks (UAF) is the oldest campus in the UA system. The campus offers undergraduate degrees ranging from accounting to Yup'ik Language and Culture and graduate degrees are available in a wide range of academic fields, and UAF is the only doctoral degree-granting institution in the UA system. Fairbanks campus is the principal research center for the statewide university system, and houses some of the world's top research scientists pursuing knowledge that directly benefits the people of Alaska and the Arctic.



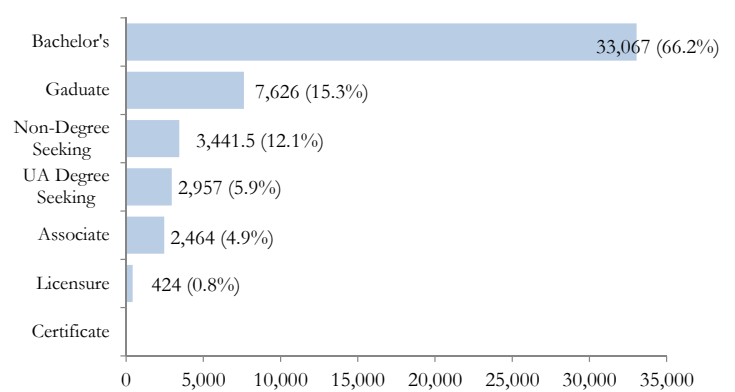
Student Profile, Fall 2011



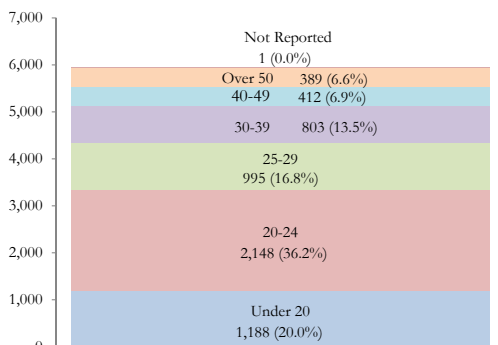
SCH by Course Level



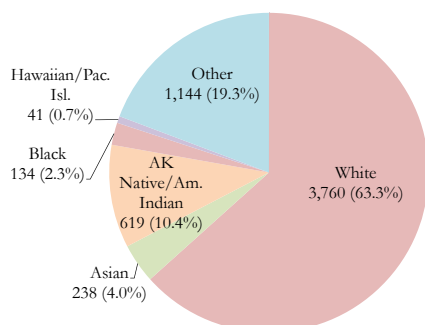
SCH by Degree-Seeking Status



Headcount by Age



Headcount by Race*



- The Fairbanks campus enrolled 5,936 students for credit in fall 2011, an 11.2 percent increase over fall 2007.
- Fairbanks campus had the highest percentage of graduate-level student credit hours of any campus (16.0 percent).
- Women represented approximately 53.4 percent of the student population in fall 2011, one of the lowest proportions of any campus in the UA system.
- 76.6 percent of enrollment originated from Alaska, 18.6 percent from out-of-state, and the remainder percent from other countries.
- Degrees awarded by Fairbanks campus increased nearly 40.0 percent from FY04, to 838 in FY12, with more than 60.0 percent of graduates in programs qualifying recipients to work in High Demand Job Area careers.

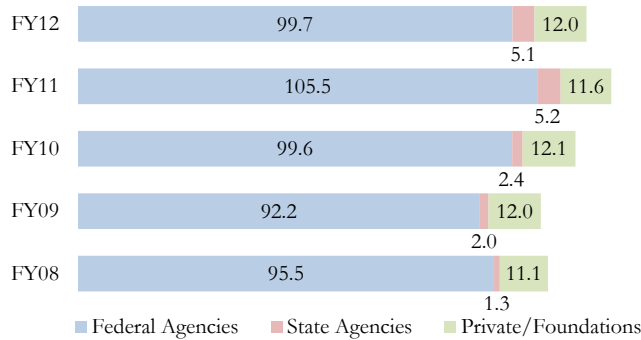
* Headcount by race is unduplicated. "Hawaii Native/Pacific Islander" was recorded as "Asian" prior to Fall 2009.

UA Scholars include any recipient who takes at least one course from the campus/MAU.

Source: Data Supplied by MAUs via UA Information Systems: Banner SI Closing Extracts FY03-FY12. Compiled by UA Institutional Research and Analysis in conjunction with campus.

Headcounts are unduplicated at the reporting level.

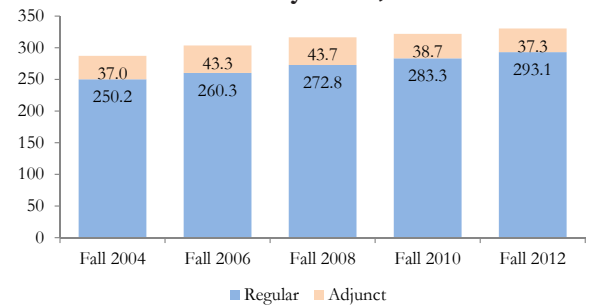
Externally Funded Research Activity (in Millions of Dollars)




- Fairbanks campus research faculty were awarded and are actively working on 1,019 externally funded research grants and contracts, and produced approximately \$107 million in externally funded research activity in FY12.
- Every \$1 in State of Alaska general fund money invested in research yields more than \$5 in external, primarily federal, research funding. State general fund directed to research operations at Fairbanks totaled \$21.2 million in FY12 and provided the core investment needed to attract the \$107 million in external revenue to Alaska.
- UAF research units accounted for almost 90 percent of UA expenditures for research in areas of significant importance to Alaska (ASIA) -- i.e., resource development, marine and ocean science, biological sciences and Arctic health. Together, the Geophysical Institute and the UAF School of Fisheries and Ocean Science accounted for almost 40 percent of ASIA research expenditures.
- Grant-funded research projects at UAF in FY12 represent multi-year awards of more than \$806 million.

Source: UA in Review Tables 5.02, 5.03, 5.07, 5.08

Instructional Faculty FTE, Fall 2004 - 2012



Regular Faculty FTE Budgeted Funding Sources, Fall 2012



- Fairbanks campus employed 557.4 regular faculty full-time equivalents (FTE) in fall 2012, with 52.6 percent dedicated to instruction. 95.2 FTE (17.1 percent) were paid by external grants and contracts.
- Regular, instructional faculty FTE has grown 17.1 percent (42.9 FTE) since fall 2004, reaching a total of 293.1 in fall 2012. Regular faculty are complemented by 37.3 adjunct FTE*.

* 1 adjunct FTE=3 adjuncts

Enrollment Trend

	Fall 07	Fall 11	Change
Headcount	5,336 (100%)	5,936 (100%)	11.2%
Male	2,448 45.9%	2,766 46.6%	13.0%
Traditional Age (18-24)	3,052 57.2%	3,310 55.8%	8.5%
Ethnic Minority	1,024 19.2%	1,032 17.4%	0.8%
Degree Seeking Students	4,359 81.7%	5,023 84.6%	15.2%
UA Full-Time Students	3,425 64.2%	3,820 64.4%	11.5%
UA First-Time Freshman*	755 14.1%	742 12.5%	-1.7%

*Counts any UA first-time freshman taking at least one course from the campus. Student may be considered a non-degree student at the campus.

From fall 2007 to fall 2011:

- The proportion of degree seeking students increased from 81.7 percent to 84.6 percent.
- The headcount of UA full-time students attending the Fairbanks campus grew by 11.5 percent.
- The headcount of traditional age students grew 8.5 percent.
- The number of ethnic minority students enrolled grew to 1,032.

Source: Data Supplied by MAUs via UA Information Systems: Banner SI Closing Extracts FY03-FY12. Compiled by Statewide Planning & Budget in conjunction with campus.