



UNIVERSITY
of ALASKA

Many Traditions One Alaska

FY13 Budget Presentation

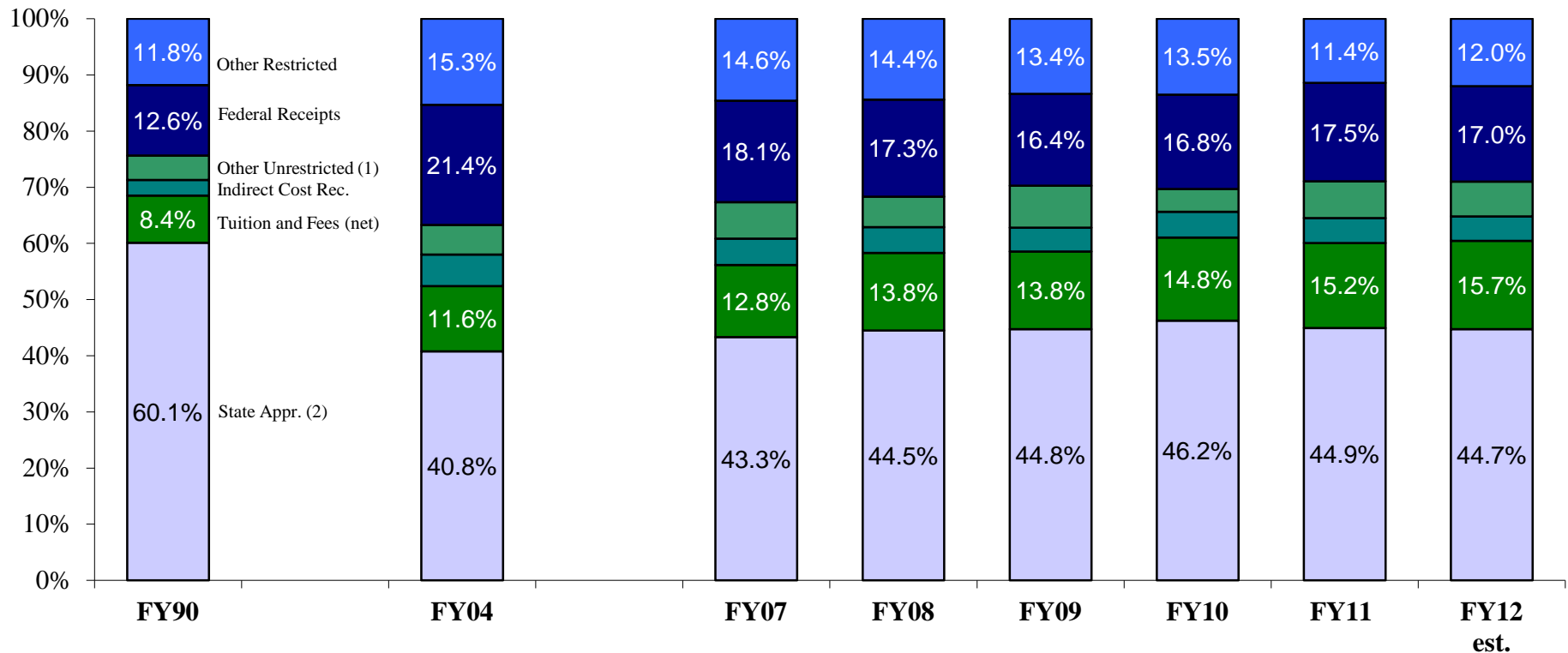
Board of Regents November 2, 2011

FY13 Operating Budget

- \$924 M in spending authorization
- State Funds = \$368.2 M
- UA receipts=\$328.5 M
 - Tuition=\$140.5M
 - 7% increase for 100-400
 - 3% all others
- Federal receipts=\$141.0 M
- Other= \$86.3 M
- Adjusted based increases
 - Compensation, Utility Cost Increases, Facilities Maintenance & Repair, Other Fixed Costs
- Focused program growth
- Intent Language

University of Alaska Revenue By Source

University of Alaska Revenue by Source FY90, FY04, FY07-FY11, FY12 est.



1. UA Intra Agency Receipts are excluded from this table.

2. State Appropriation includes one-time funding for utility cost increases: FY07 \$2,640.0; FY08 \$4,957.9; FY09 \$4,840.0; FY10 \$3,630.0; FY11 \$3,080.0 and FY12 \$1,980.0.

FY13 Employee Salary Increases

Group

UNAC	2.5% ATB, .5% market
UAFT	2.5% ATB, .5% market
UNAD	1.7% minimum range
Local 6070	1.65% grid, 1.42% step
Non-union staff	3.5% ATB proposed

High Priority Program Investment and Sustainment

- FY12 One-time Funded Priority Programs to Baseline
 - UAA Honors College, UAF Honors Program
- Programmed Investment to Improve Graduation Rates
 - Advising
- Response to State High-Demand Jobs
 - Engineering, Health/Bio-Medical, Teacher Education, Workforce Development
- Investment in Revenue Generating Potential
 - Alaska Focused Research
 - Economic Development and Intellectual Property



New Initiatives to Improve Graduation Rates

- Focus more of UA's responsibility to students into "the 3 critical years"
- Improve retention, timely completion
- Remove student obstacles-Advising
 - UAA: Four new academic development/student success professionals and build out of MAP-Works student retention program
 - UAF: Expansion of comprehensive advising program to 400 students
 - UAS: Faculty advisor for 100 AA general studies students

Response to State High-Demand Jobs

- Engineering
 - UAF Increased Engineering Retention and Graduation
- Health
 - UAA Graduate Nursing Faculty
 - UAF Alaska Veterinary Program Partnership
- Teacher Education
 - ISER-Alaska Education Policy Research
 - UAS Elementary Education Faculty
- Workforce Development
 - Process Technology, Early Childhood, Alaska Training/Technical Assistance Center, Fisheries
 - Technology, Tech Prep

Alaska Focused Research, Economic Development and Intellectual Property

- UAF Commercialization of University Intellectual Property for Business Development
- UAF Indigenous Studies PhD and Alaska Native Knowledge Network
- UAF High Performance Computing for Alaskan Research
- UAF Preservation of Alaska's Art and Culture
- UAF Resilience and Climate Adaptation Program
- UAF Research Vessel Sikuliaq Support

UA Cost Savings/Efficiencies/Containment

- Energy Savings
 - Reduced consumption to help mitigate cost increases
- Personal Savings
 - Vacant position review
 - Eliminated, consolidated positions
 - Delayed recruitments
 - Reduction of work hours

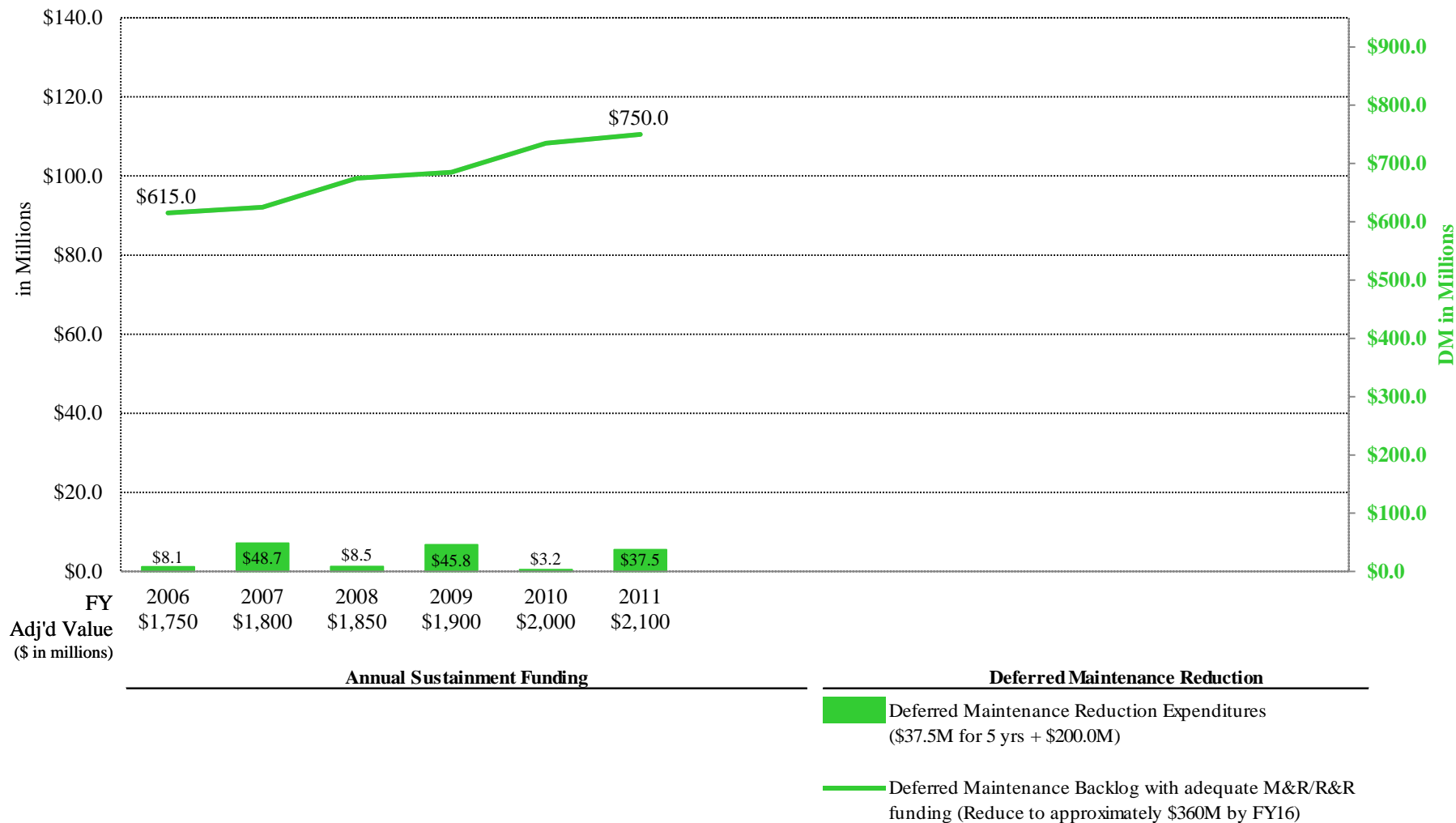
UA Cost Savings/Efficiencies/Containment

- Sustainability
 - Reduced printing: electronic timesheets, e-materials for Board meetings, increased use of scanned materials
- Licensing Reductions
 - Renegotiation of contracts
- Travel Reductions
 - Use of video in lieu of travel
- Conversion of Easy Biz Miles to tickets for student recruitment

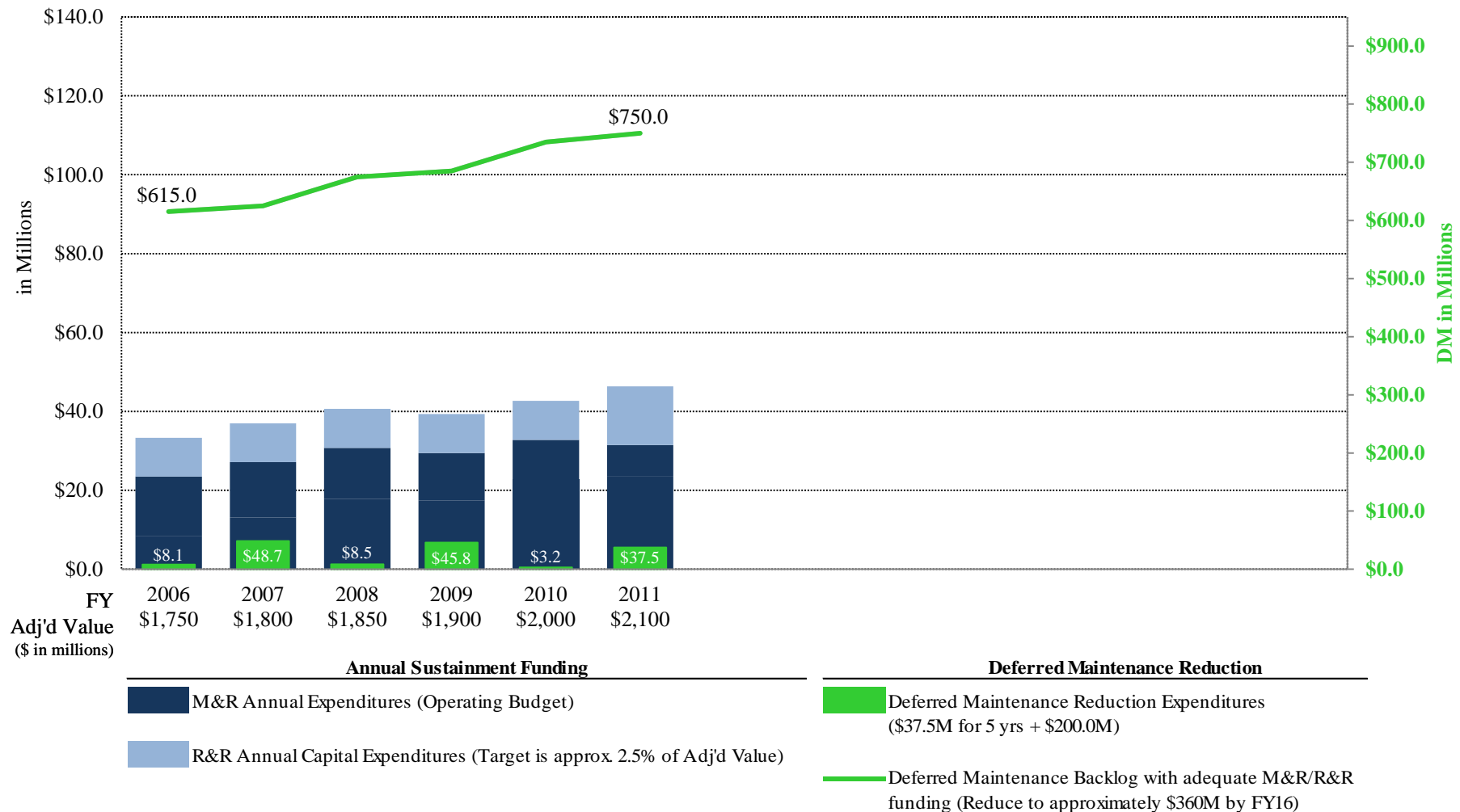
Capital Budget

- \$246.0 M Capital Budget
 - State \$202.2 M
 - UA \$43.8M
- Sustainment funding dollars for the University of Alaska facilities sustainment plan
- Defer new construction/planning dollars for consideration in the 10-year capital improvement plan
- Research directly affecting Alaskan issues of critical importance
 - Energy Solutions, Arctic Oil Spill Response, Impacts of Ocean Acidification

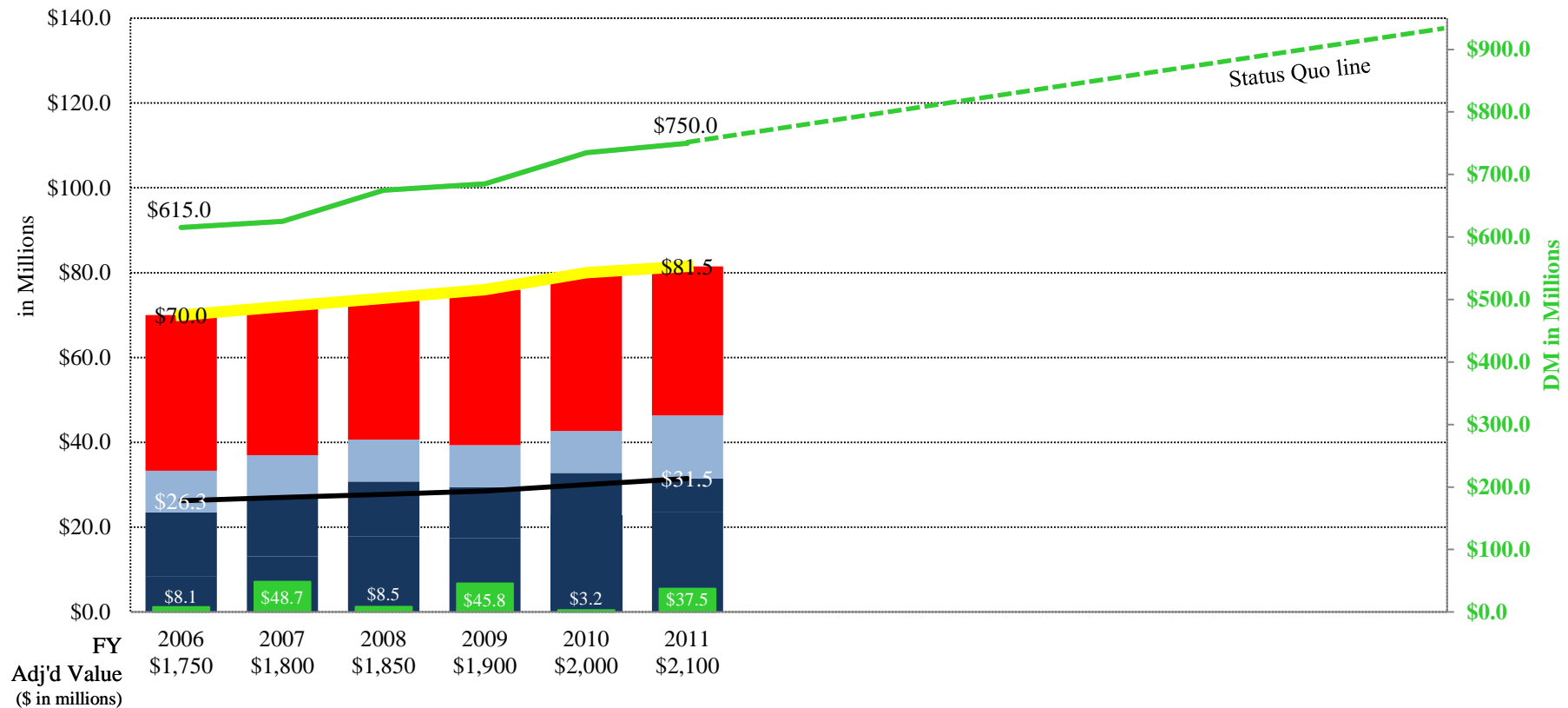
FY12 Sustainment Funding Plan for UA Facilities



FY12 Sustainment Funding Plan for UA Facilities



FY12 Sustainment Funding Plan for UA Facilities



Annual Sustainment Funding

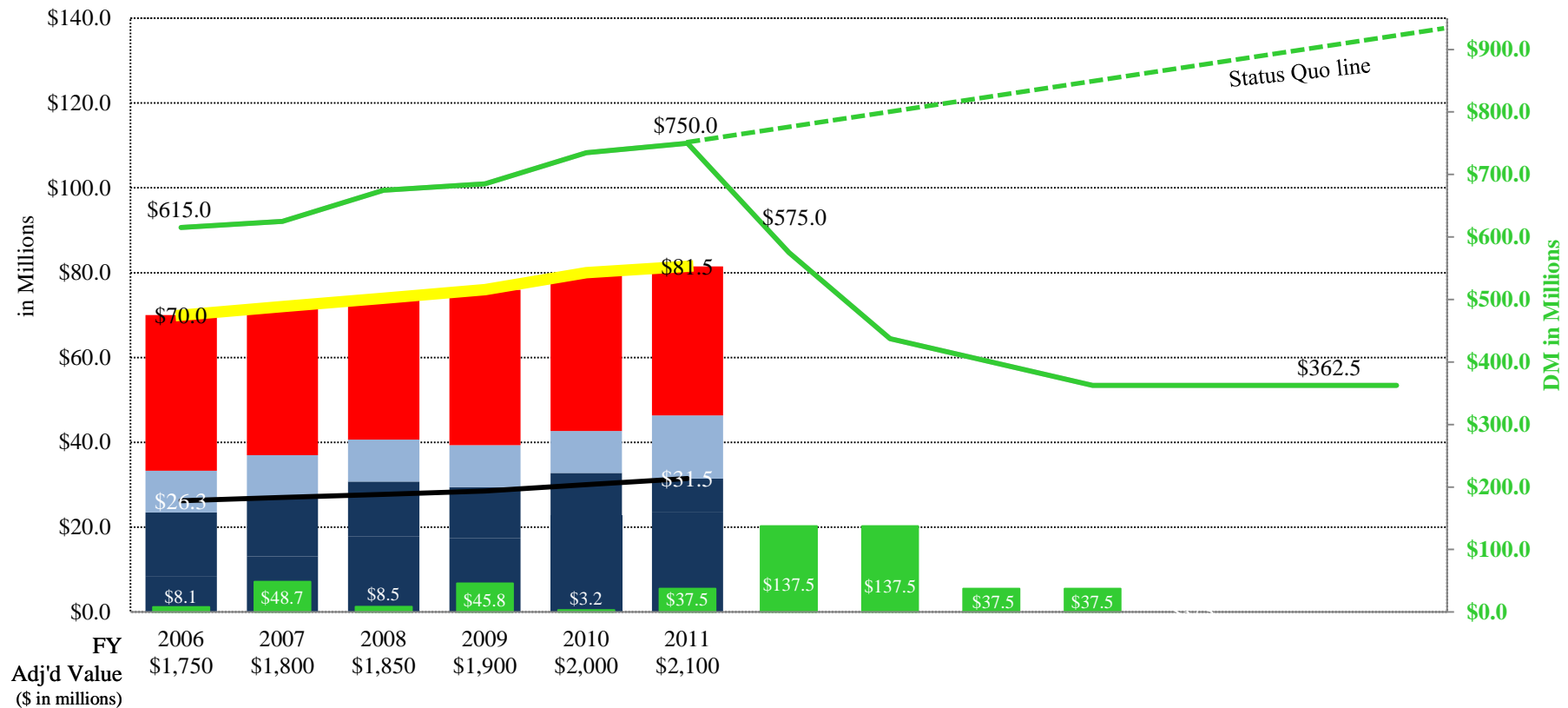
- M&R Annual Expenditures (Operating Budget)
- M&R Annual Maintenance Target 1.5% of Adj'd Value (Budget Intent)
- R&R Annual Capital Expenditures (Target is approx. 2.5% of Adj'd Value)
- M&R/R&R Annual Investment Target (Approx. 4% of Adj'd Value)
- Annual Investment Target Shortfall (adds to DM backlog)

Deferred Maintenance Reduction

- Deferred Maintenance Reduction Expenditures (\$37.5M for 5 yrs + \$200.0M)
- Deferred Maintenance Backlog with adequate M&R/R&R funding (Reduce to approximately \$360M by FY16)
- Deferred Maintenance Backlog without adequate R&R funding (Grows to over \$900M by FY18)



FY12 Sustainment Funding Plan for UA Facilities



Annual Sustainment Funding

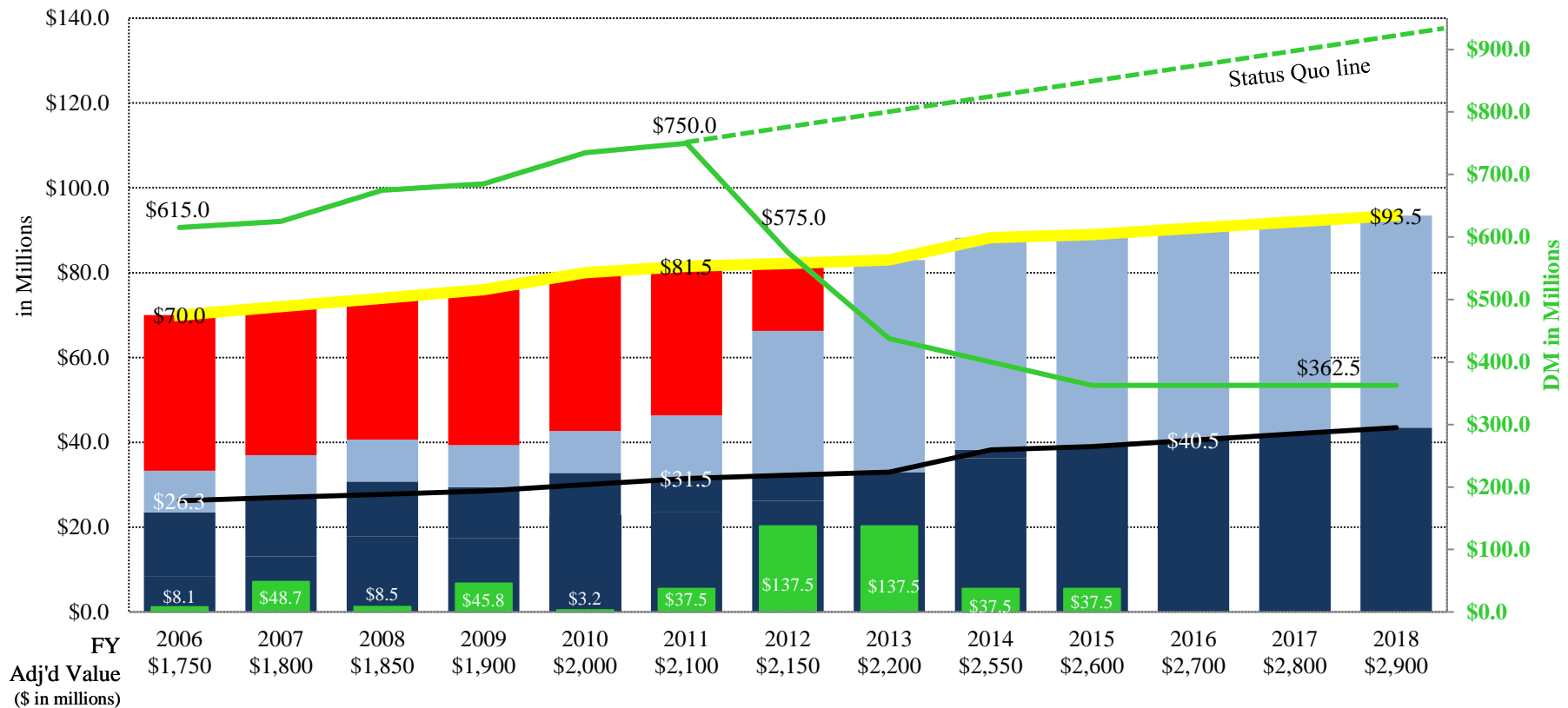
- M&R Annual Expenditures (Operating Budget)
- M&R Annual Maintenance Target 1.5% of Adj'd Value (Budget Intent)
- R&R Annual Capital Expenditures (Target is approx. 2.5% of Adj'd Value)
- M&R/R&R Annual Investment Target (Approx. 4% of Adj'd Value)
- Annual Investment Target Shortfall (adds to DM backlog)

Deferred Maintenance Reduction

- Deferred Maintenance Reduction Expenditures (\$37.5M for 5 yrs + \$200.0M)
- Deferred Maintenance Backlog with adequate M&R/R&R funding (Reduce to approximately \$360M by FY16)
- Deferred Maintenance Backlog without adequate R&R funding (Grows to over \$900M by FY18)



FY12 Sustainment Funding Plan for UA Facilities



Annual Sustainment Funding

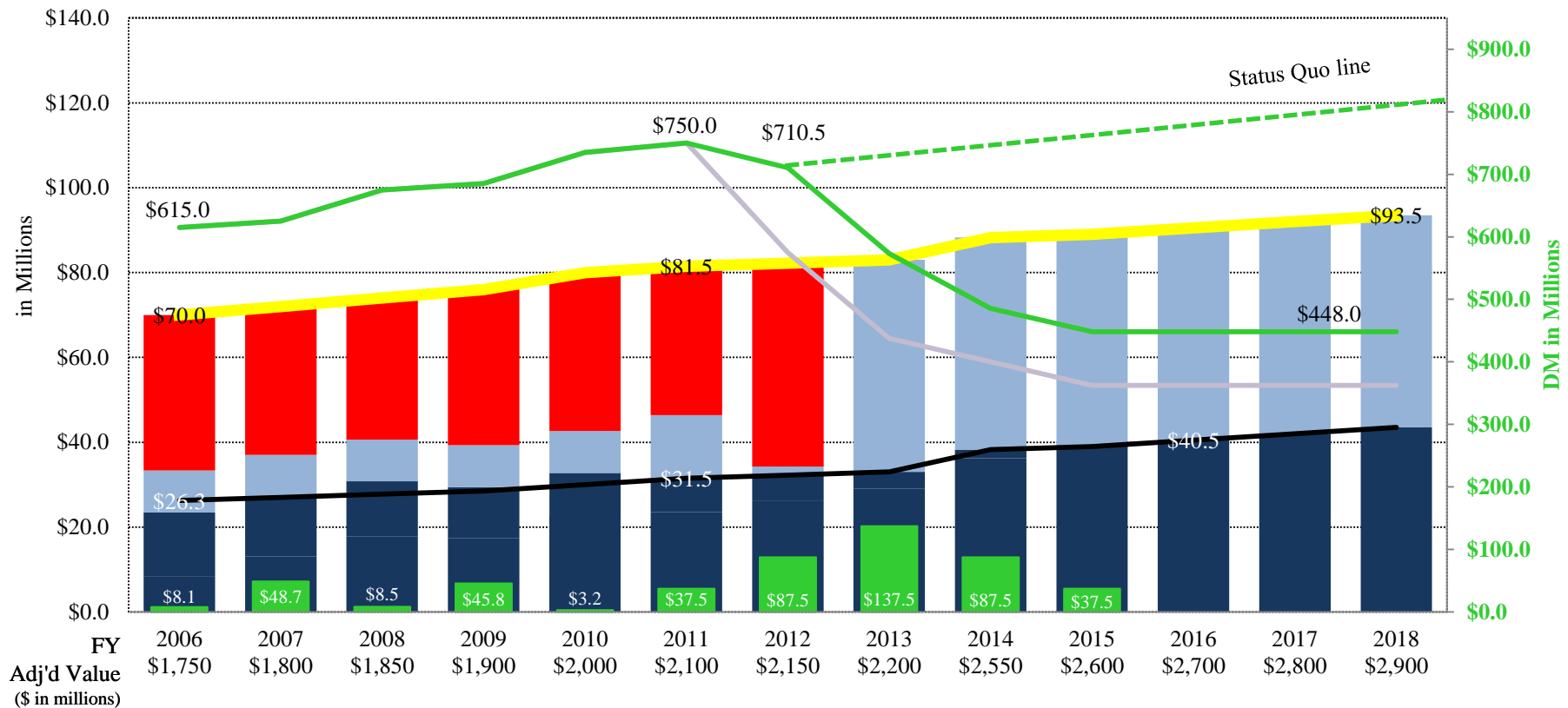
- M&R Annual Expenditures (Operating Budget)
- M&R Annual Maintenance Target 1.5% of Adj'd Value (Budget Intent)
- R&R Annual Capital Expenditures (Target is approx. 2.5% of Adj'd Value)
- M&R/R&R Annual Investment Target (Approx. 4% of Adj'd Value)
- Annual Investment Target Shortfall (adds to DM backlog)

Deferred Maintenance Reduction

- Deferred Maintenance Reduction Expenditures (\$37.5M for 5 yrs + \$200.0M)
- Deferred Maintenance Backlog with adequate M&R/R&R funding (Reduce to approximately \$360M by FY16)
- Deferred Maintenance Backlog without adequate R&R funding (Grows to over \$900M by FY18)



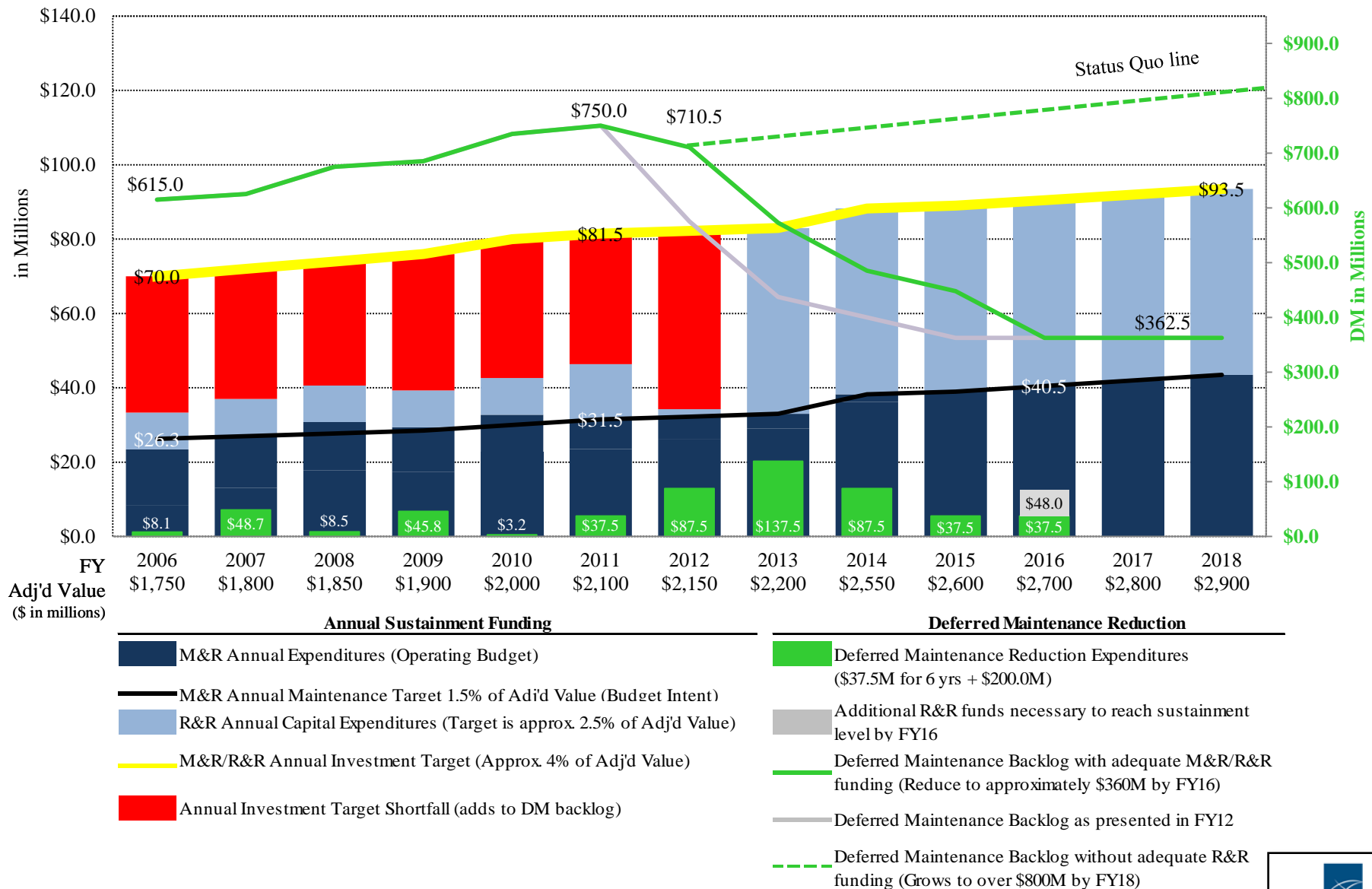
FY13 Sustainment Funding Plan for UA Facilities



- Annual Sustainment Funding**
- M&R Annual Expenditures (Operating Budget)
 - M&R Annual Maintenance Target 1.5% of Adj'd Value (Budget Intent)
 - R&R Annual Capital Expenditures (Target is approx. 2.5% of Adj'd Value)
 - M&R/R&R Annual Investment Target (Approx. 4% of Adj'd Value)
 - Annual Investment Target Shortfall (adds to DM backlog)

- Deferred Maintenance Reduction**
- Deferred Maintenance Reduction Expenditures (\$37.5M for 5 yrs + \$200.0M)
 - Deferred Maintenance Backlog with adequate M&R/R&R funding (Reduce to approximately \$450M by FY16)
 - Deferred Maintenance Backlog as presented in FY12
 - Deferred Maintenance Backlog without adequate R&R funding (Grows to over \$800M by FY18)

FY13 Sustainment Funding Plan for UA Facilities



10-Year Capital Improvement Plan

- Includes short-, mid-, and long-term capital improvement goals of University to support the academic direction
- Focus on:
 - Sustainment Funding Plan Approval in Juneau
 - Deferred Maintenance (DM) and Renewal & Repurposing (R&R)
 - Annual Requirement Plan for R&R
 - Additional DM Backlog Reduction
 - Planning and Design
 - Infrastructure
 - Academic Facilities R&R
 - Research Facilities
 - Student Life & Community Support Facilities

