

University of Alaska Graduate Survey 2006

***Prepared for:
University of Alaska***



Research-Based Consulting

Juneau
Anchorage
Kodiak

***January 2007
Revised April 2008***

University of Alaska Graduate Survey 2006

***Prepared for:
University of Alaska***

Prepared by:



Juneau • Anchorage

***January 2007
Revised April 2008***

TABLE OF CONTENTS

Executive Summary	1
Introduction and Methodology	5
Satisfaction with University of Alaska	6
Activities, Work, and Internships While Attending UA	8
Current Employment.....	11
Job Search	16
Attendance at Universities other than UA	20
Continuing Education	21
Respondent Profile	22
Appendix	25
Survey Instrument.....	41

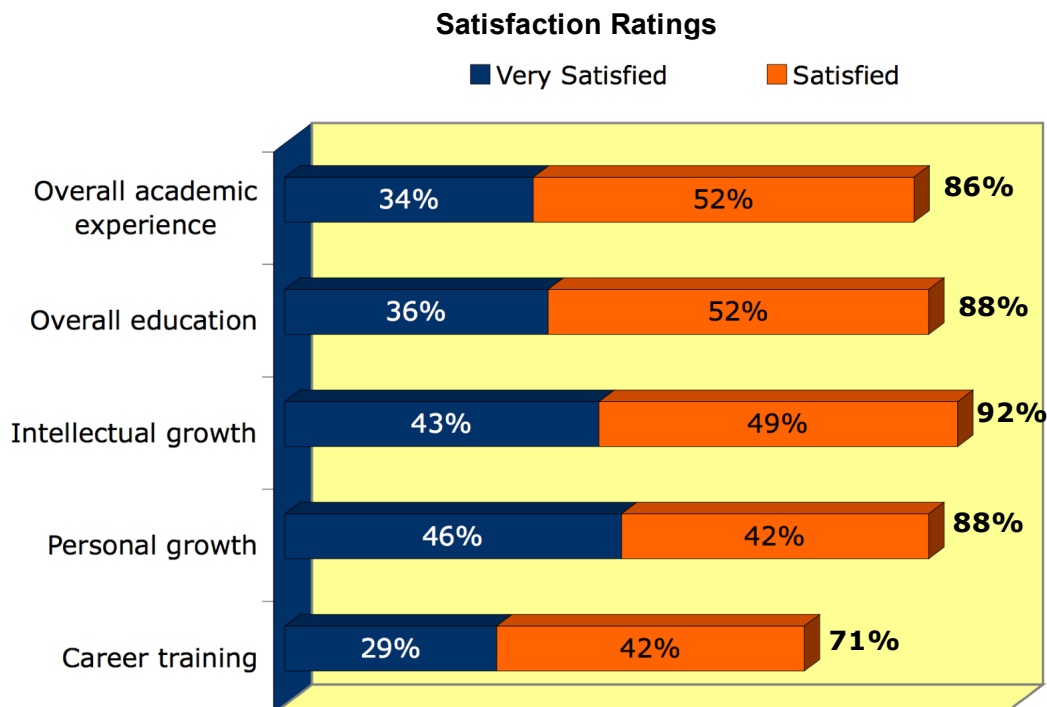
EXECUTIVE SUMMARY

The University of Alaska contracted with the McDowell Group, Inc. to conduct a survey of UA students who had received any type of degree in summer 2005, winter 2005, or spring 2006. The survey sample included 512 respondents: 422 who responded over the Internet, and 90 contacted by telephone. The survey included questions on graduates' satisfaction with their experience at UA, attendance at other universities before, during, and after their degree program, details on their job search, and current employment situation, among other subjects.

Following are key findings from the survey.

University of Alaska graduates express high levels of satisfaction with their experience at UA. They are most satisfied with their intellectual and personal growth.

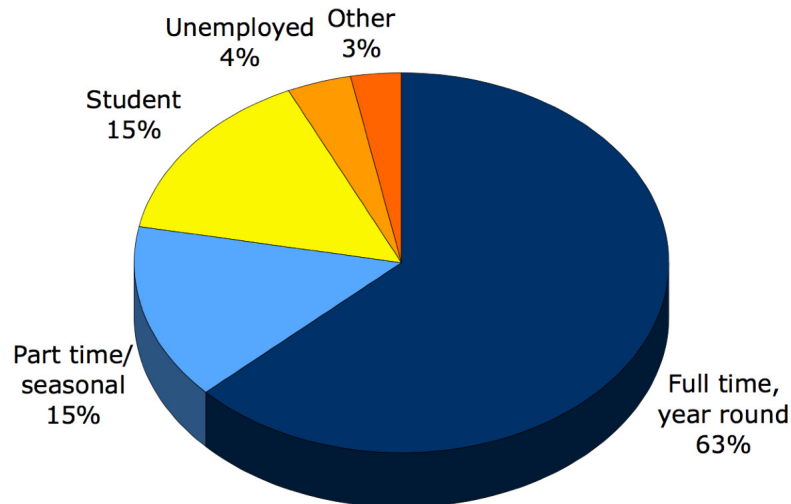
- Nearly nine out of ten responding graduates (86 percent) were satisfied with their overall academic experience, including one-third who were very satisfied.
- Dissatisfaction was generally low, accounting for 6 percent or fewer of respondents in all categories except for career training. Seventeen percent of respondents were dissatisfied with this category.
- There were few statistically significant differences among respondents from different campuses, or with different types of degrees. Respondents over age 40 tended to be the most satisfied, followed by those aged 25-40, then 24 and under.



Nearly two-thirds of 2006 University of Alaska graduates are in full time, year round jobs. Another 15 percent are in part time and/or seasonal jobs, while 15 percent are still students.

- UAA graduates are more likely to be employed full time, year round (66 percent) when compared to UAF graduates (56 percent). UAF graduates are more likely than UAA graduates to be students (20 versus 12 percent).

Which statement best describes your employment status?



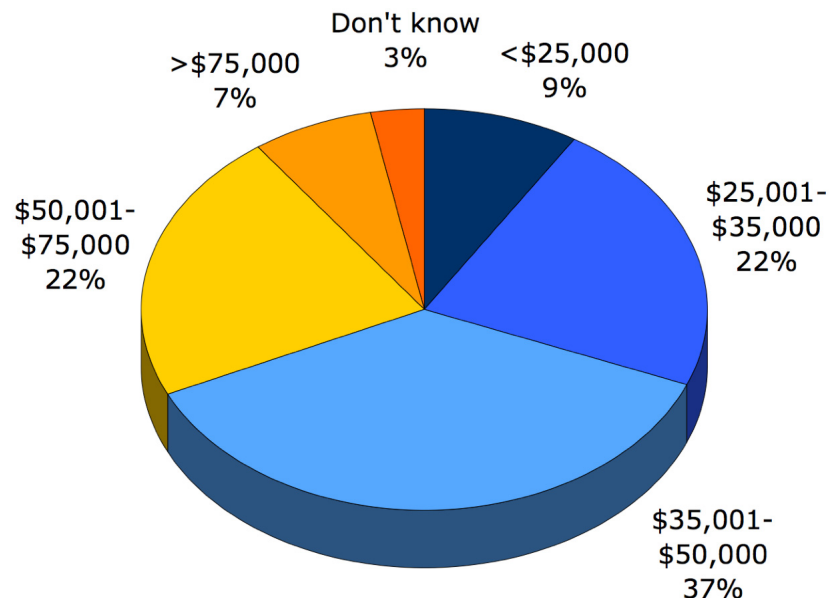
Note: "Other" includes disabled, retired, and homemaker.

Two-thirds of UA graduates in full time, year round jobs are earning over \$35,000 a year.

- Three out of ten of graduates working full time, year round report annual salaries of over \$50,000, including 7 percent who earn over \$75,000.

Current Annual Salary

Base: Employed Full Time, Year Round

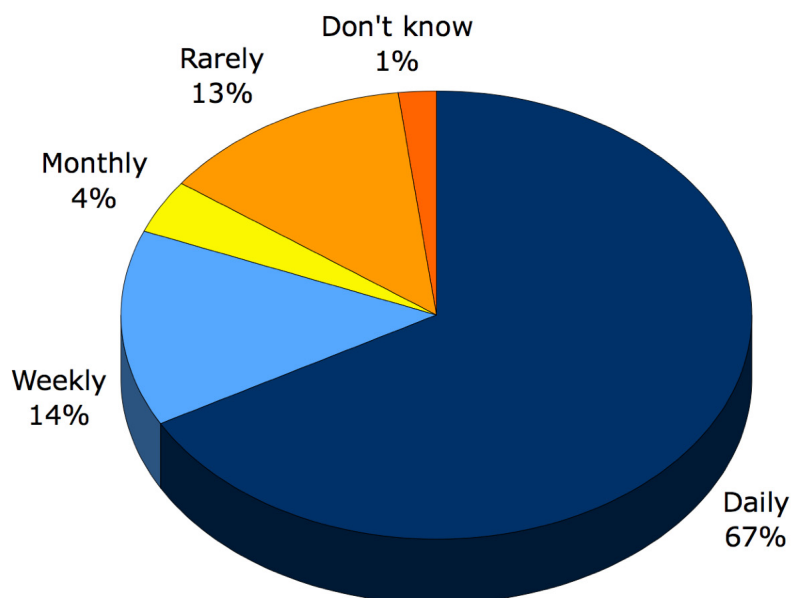


Two-thirds of currently employed University of Alaska graduates say they use the skills and knowledge gained from their UA degree program on a daily basis.

- Only 13 percent of graduates said they used these skills rarely.
- Associate's/Certificate and Master's/PhD graduates are more likely than Bachelor's graduates to say they use their skills daily: 74 and 75 percent, respectively, compared to 57 percent of Bachelor's graduates.

In your current position, how often do you use skills and knowledge learned from your UA degree or certificate program?

Base: Currently employed



Over three-quarters of graduates reported working in their final year before graduating, including half who said their work was related to their degree or certificate program.

- Forty-three percent of graduates said they did an internship/practicum as part of their degree or certificate program, including 20 percent who said their internship lead to a job offer, and 13 percent who took the job offer.
- UAA graduates were more likely to do an internship/practicum (46 percent) when compared to UAF graduates (33 percent).

Work and Internship Experience While Attending UA

	% of Total
Worked during final school year before graduating	77%
Worked in a job that was related to degree or certificate program	46
Did internship/practicum as part of degree or certificate program	43
Did an internship/practicum that lead to a job offer	20
Did an internship/practicum that lead to a job offer; accepted offer	13

Among employed University of Alaska graduates, the number one source for their current position was family, friends, or co-workers. One out of six said they used UA Career Services when they were looking for work.

- After family / friends / co-workers, employed graduates most commonly cited the Internet, UA staff / faculty, previous employer, and the newspaper as sources for their current position. Two percent mentioned UA Career Services.
- When specifically asked if they had used UA Career Services when they were looking for work, 16 percent of employed graduates answered affirmatively; this represents 10 percent of all graduates.

Top Five Sources for Current Position

Base: Currently employed; not employed in current position when began degree program

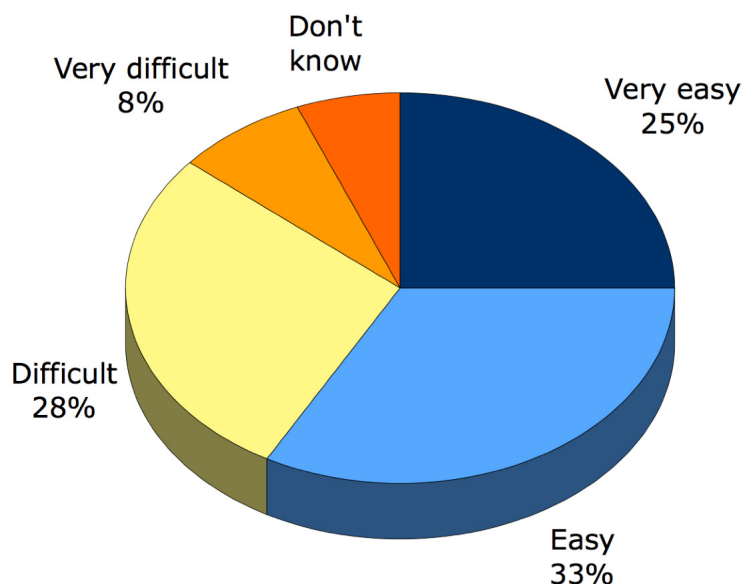
	% of Currently Employed
Family/friends/co-workers	29%
Internet	17
UA staff/faculty	11
Previously worked for this employer	10
Newspaper	6

Among employed graduates, six out of ten said that getting a job was easy or very easy. Only 8 percent said it was very difficult.

- Associate's / Certificate and Bachelor's graduates found the process of getting a job somewhat easier: 61 percent said it was easy or very easy, compared to 41 percent of Master's / PhD graduates.
- When asked how much effort they put into their job search, employed graduates were most likely to say a lot (36 percent) or some (34 percent). One-quarter (24 percent) said they put little or no effort into their job search.

How difficult did you find the process of getting a job?

Base: Currently employed; not employed in current position when began degree program



INTRODUCTION AND METHODOLOGY

Introduction

The University of Alaska contracted with the McDowell Group, Inc. to conduct a survey of UA students who had received any type of degree or certificate in summer 2005, winter 2005, or spring 2006. The survey was administered primarily over the Internet, with additional surveys conducted via telephone. The survey included questions on graduates' satisfaction with their experience at UA, attendance at other universities before, during, and after their degree program, details on their job search, and current employment situation, among other subjects.

Methodology

The survey instrument was designed by the McDowell Group study team with input from University of Alaska staff. The sample included 512 respondents: 422 who responded over the Internet, and 90 contacted by telephone.

An initial postcard mailing was sent on October 23 to all 2,727 graduates with physical addresses in the University of Alaska database. The postcard directed graduates to the survey website and included information on the incentive: three respondents chosen at random would receive their choice of a \$100 Amazon gift certificate or an iPod Shuffle.

On October 31, an email was sent to all 2,739 graduates with email addresses that included the web link to the survey. Three reminder emails were sent: November 2, 10, and 16. These efforts resulted in 422 surveys being completed online.

An additional 90 surveys were completed by McDowell Group surveyors over the telephone with respondents randomly selected from the overall graduate list.

To reflect the overall student population, survey data was weighted by age, gender, campus, and degree type.

The margin of error for the full sample of graduates is ± 4.5 percent at the 95 percent confidence level. Survey results are also presented by main campus: Anchorage (± 5.8 percent), Fairbanks (± 7.6 percent), and Southeast (± 14.2 percent). Readers are cautioned that the sample size for the Southeast sample is small (41 responses). Results should be considered only as general indicators of the population, particularly when a subset of the sample responded to follow-up questions.

The survey data was tested for differences by campus, type of degree, gender, age, and income. Any statistically significant differences among the subgroups are pointed out in the text.

A copy of the survey instrument can be found at the end of the report.

Note: When this survey was repeated in 2007, it was discovered that the student records (provided by the University) used to weight the survey data were incomplete. The University also chose to revise its degree category definitions, so that certificate recipients were included in the Associate's Degree category (see page 24). The survey data was re-weighted and the tables and text revised in April 2008.

SATISFACTION WITH UNIVERSITY OF ALASKA

- Nearly nine out of ten responding graduates (86 percent) were either satisfied or very satisfied with their overall academic experience. Only 6 percent were dissatisfied or very dissatisfied.
- The percent very satisfied was highest in the personal growth category, followed by intellectual growth, overall education, overall academic experience, and career training.
- Dissatisfaction was generally low, accounting for 6 percent or fewer of respondents in all categories except for career training. Seventeen percent of respondents were dissatisfied with this category.
- There were few statistically significant differences among respondents from different campuses, or with different types of degrees. The only category where there was a significant difference was in career training. Associate's degree/certificate (AA/CT) graduates were more satisfied, at 39 percent very satisfied. This compares to 32 percent among Master's/Doctorate degree (MA/PhD) graduates and 20 percent among Bachelor's degree (BA) graduates.
- Respondents over age 40 tended to be the most satisfied, followed by those aged 25-40, then 24 and under.

Please tell us whether you are very satisfied, satisfied, not satisfied, or not at all satisfied with each of the following...

	TOTAL n=512	UAA n=296	UAF n=175	UAS n=41
Overall academic experience				
Very satisfied	34%	35%	32%	38%
Satisfied	52	50	55	50
Neutral	8	8	9	2
Dissatisfied	5	5	3	6
Very dissatisfied	1	2	-	3
Overall education				
Very satisfied	36%	35%	37%	37%
Satisfied	52	54	48	59
Neutral	9	7	13	1
Dissatisfied	2	3	2	-
Very dissatisfied	1	1	-	3
Intellectual growth				
Very satisfied	43%	43%	42%	47%
Satisfied	49	50	48	48
Neutral	5	5	7	1
Dissatisfied	2	2	4	-
Very dissatisfied	1	<1	-	3

Table continued on next page

Please tell us whether you are very satisfied, satisfied, not satisfied, or not at all satisfied with each of the following... (Cont'd)

	TOTAL n=512	UAA n=296	UAF n=175	UAS n=41
Personal growth				
Very satisfied	46%	45%	45%	46%
Satisfied	42	45	39	42
Neutral	9	7	14	3
Dissatisfied	2	3	1	-
Very dissatisfied	1	<1	-	-
Career training				
Very satisfied	29%	28%	29%	34%
Satisfied	42	44	40	39
Neutral	12	11	14	11
Dissatisfied	14	14	13	12
Very dissatisfied	3	3	4	4

- Graduates were asked if, given the chance to start college over again, they would choose the same field of study. Six out of ten said they would, while 17 percent said they would not. Another 20 percent answered "maybe."

**If you could start your college career all over again,
would you choose the same field of study?**

	TOTAL n=512	UAA n=296	UAF n=175	UAS n=41
Yes	59%	57%	65%	53%
No	17	19	14	11
Maybe	20	20	19	24
Don't know	4	4	1	11

ACTIVITIES, WORK, AND INTERNSHIPS WHILE ATTENDING UA

Activities While Attending UA

- The number one activity that graduates said they participated in was clubs/organizations related to their major (31 percent). This was followed by Student Activities, academic honors programs, and honor/service organizations.
- UAF graduates were much more likely to participate in clubs/organizations related to their major, at 41 percent. They were also more likely to participate in Student Activities and non-varsity sports.
- One-third of respondents said they did not participate in any of the activities on the list. This number was higher among UAA graduates (39 percent) when compared to UAF graduates (26 percent).
- Bachelor's degree graduates tended to participate in activities at a higher rate when compared to other graduates.

While you were attending UA, did you participate in any of the following groups or activities?

	TOTAL n=512	UAA n=296	UAF n=175	UAS n=41
Clubs/organizations related to your major	31%	27%	41%	11%
Student Activities	25	22	31	17
Academic honors programs	16	15	20	8
Honor or service organizations	13	13	16	2
Non-varsity sports	11	8	18	3
Performing arts	7	5	12	3
Minority student groups	7	6	9	7
Religious groups	5	5	6	5
Student government	5	4	5	10
Residence hall council or IRC	5	1	9	13
Student media publications	4	3	4	4
Political or issue group	4	2	6	5
Fraternity or sorority	2	3	2	1
Varsity sports	2	2	2	-
ROTC	2	<1	4	8
Student judicial board	1	1	1	-
Other*	7	7	7	1
Don't know	4	3	5	-
None	35	39	26	46

* A list of other responses can be found in the Appendix.

Working While Attending UA

- Over three-quarters of responding graduates said they worked during the final school year before graduating.
- Of those who said they worked, 41 percent worked on-campus and 77 percent worked off-campus, with some working both on and off-campus. UAF graduates were particularly likely to work on-campus.
- On-campus jobs usually accounted for 20 hours or less a week, while off-campus jobs were more likely to be 21-40 hours a week.

Did you work during the final school year before you graduated?

	TOTAL n=512	UAA n=296	UAF n=175	UAS n=41
Yes	77%	75%	80%	80%
No	23	25	20	20
Don't know	<1	<1	-	-

Did you work on-campus, off-campus, or both?

Base: Worked during final school year

	TOTAL n=398	UAA n=223	UAF n=139	UAS n=35
On-campus	41%	32%	57%	35%
Off-campus	77	86	59	91
Don't know	<1	-	1	-

Approximately how many hours per week did you work?

Base: Worked during final school year

	TOTAL n=398	UAA n=223	UAF n=139	UAS n=35
On-campus				
20 hours or less	69%	81%	59%	72%
21 to 40 hours	27	18	35	28
Over 40 hours	3	1	6	-
Off-campus				
20 hours or less	25%	24%	26%	25%
21 to 40 hours	46	44	52	43
Over 40 hours	28	30	22	27
Don't know	1	1	-	4

- Among graduates who reported working their final year, six out of ten said their work was related to their degree or certificate program. (Based to the total sample of graduates, the percentage changes to 46.)
- MA/PhD graduates were much more likely to report that their work was related: 87 percent, compared to 55 percent among AA/CT and BA graduates.
- Younger graduates (24 and under) were less likely to say their work was related, at 48 percent (compared to 66 percent of the 25-40 group and 65 percent of the over-40 group).

Was any of your work related to your degree or certificate program?

Base: Worked during final school year

	TOTAL n=398	UAA n=223	UAF n=139	UAS n=35
Yes	61%	59%	64%	63%
No	38	41	35	37
Don't know	1	<1	1	-

Internships

- Forty-three percent of graduates said they did an internship or practicum as part of their degree program. UAA grads were more likely to have done so, at 46 percent. Women were also more likely (47 percent, versus 35 percent of men).
- Respondents who had done an internship or practicum were asked what organization they worked with. Responses that came up multiple times included the Anchorage School District, Fairbanks North Star Borough School District, Providence Medical Center, State of Alaska, and the Alaska Native Medical Center. A full list of responses can be found in the Appendix.
- Among those who did an internship or practicum, about half said that it led to a job offer. (Taken out of the total sample, the percentage changes to 20.)
- Two-thirds of respondents who received offers (67 percent, or 13 percent of the total sample) took the job, including 69 percent of UAA graduates. (The sample sizes for the other two campuses are too small for analysis.)

**Did you do an internship or practicum
as part of your degree or certificate program?**

	TOTAL n=512	UAA n=296	UAF n=175	UAS n=41
Yes	43%	46%	33%	55%
No	57	54	67	42
Don't know	<1	-	<1	3

Did the internship or practicum lead to a job offer?

Base: Did an internship or practicum

	TOTAL n=216	UAA n=139	UAF n=58	UAS n=20
Yes	46%	52%	41%	27%
No	52	47	57	73
Don't know	2	2	2	-

CURRENT EMPLOYMENT

Current Employment Status

- Nearly two-thirds of graduates surveyed said they were employed full time, year round. Another 15 percent were employed part time or seasonally.
- Fifteen percent of graduates surveyed said they were currently students.
- UAA graduates were more likely to be employed full time, year round, while UAF graduates were more likely to be students.
- MA/PhD graduates were more likely to be employed full time, year round: 73 percent, compared to 63 percent of BA grads and 58 percent of AA/CT grads.
- Younger respondents (24 and under) were least likely to be employed full time, year round: 55 percent, compared to 65 percent of those 25-40 and 69 percent of those over 40.

Which statement best describes your current employment status?

	TOTAL n=512	UAA n=296	UAF n=175	UAS n=41
Employed full time, year round	63%	66%	56%	68%
Employed part time, year round	8	7	10	4
Employed full time, seasonally	4	4	6	3
Employed part time, seasonally	3	3	3	-
Unemployed, currently looking for work	3	4	2	-
Unemployed, not looking for work	1	1	1	1
Student	15	12	20	16
Homemaker	3	3	1	6
Disabled	<1	<1	-	-
Retired	<1	-	-	1
Don't know/refused	<1	-	<1	-

Using UA Knowledge and Skills

- Two-thirds of employed graduates said that they use the skills and knowledge from their degree program on a daily basis, while another 14 percent use them weekly. Just 13 percent use them rarely.
- AA/CT and MA/PhD graduates are more likely to say they use their skills daily: 74 and 75 percent, respectively, compared to 57 percent of BA grads.

In your current position, how often do you use skills and knowledge learned from your UA degree or certificate program?

Base: Currently employed

	TOTAL n=400	UAA n=242	UAF n=127	UAS n=31
Daily	67%	70%	62%	58%
Weekly	14	14	13	19
Monthly	4	4	6	3
Rarely	13	12	14	19
Don't know	1	-	4	1

Industries

- Among employed graduates, education and health care/social services were the most common industries, followed by government.
- UAA grads were more likely to be employed in the health care/social services industry: 26 percent, compared to 14 percent of UAF grads and 13 percent of UAS grads.
- Not surprisingly, Master's/PhD grads were much more likely to be employed in education: 43 percent, compared to 13 percent of AA/CT grads and 16 percent of BA grads.
- The survey also asked employed graduates what occupation or position they held. A list of responses can be found in the Appendix.

In what industry are you currently employed?

Base: Currently employed

	TOTAL n=400	UAA n=242	UAF n=127	UAS n=31
Education	21%	18%	19%	52%
Health care/social services	21	26	14	13
Government	13	11	17	12
Service industry	7	7	10	-
Finance/insurance/real estate	5	5	2	10
Transportation/Utilities	5	5	7	-
Construction	4	4	5	-
Mining/oil	4	6	2	4
Retail	4	5	3	-
Information technology	4	2	8	-
Tourism	3	3	2	4
Media/communications	2	3	2	-
Arts	1	1	-	-
Fishing/seafood	1	<1	-	4
Professional services	1	-	2	2
Manufacturing	<1	1	-	-
Other	2	<1	4	2
Don't know	2	2	2	-

Current Job

- Nearly nine out of ten employed graduates are working in Alaska. Only 1 percent report working outside of the US.
- Those who work outside of Alaska were asked which state. The two most popular states were Washington and California, each with seven responses. A list of responses can be found in the Appendix.
- Virtually all employed graduates are working in paid positions.

Are you employed in Alaska, other US state or outside the United States?

Base: Currently employed

	TOTAL n=400	UAA n=242	UAF n=127	UAS n=31
In Alaska	89%	90%	86%	83%
Other US state	11	9	13	17
Outside US	1	1	1	-

Is this a paid or unpaid position?

Base: Currently employed

	TOTAL n=400	UAA n=242	UAF n=127	UAS n=31
Paid	99%	99%	100%	100%
Unpaid	1	1	-	-

- One-quarter of employed graduates were already in their current position when they began their degree program.
- Both AA/CT and Master's/PhD graduates are more likely to have been employed in their current position when starting their degree program: 32 and 34 percent, respectively, compared to 10 percent of BA grads.

Were you employed in this position when you began your degree or certificate program?

Base: Currently employed

	TOTAL n=400	UAA n=242	UAF n=127	UAS n=31
Yes	23%	22%	24%	19%
No	77	78	76	77
Don't know	<1	-	-	4

- Among employed graduates who did not already have their current job when they started their program, 34 percent started their job while attending UA.

Did you start this job while you were attending UA?

Base: Currently employed; not employed in current position when began degree program

	TOTAL n=315	UAA n=187	UAF n=103	UAS n=26
Yes	34%	31%	42%	25%
No	66	68	58	75
Don't know	<1	<1	-	-

Salary and Benefits

- The most common salary bracket among graduates was \$35,001-\$50,000, accounting for one-quarter of respondents.
- One-fifth of respondents fell into the \$15,000 or less category. (This corresponds to the 20 percent of respondents who are unemployed, disabled, retired, or students.)
- Respondents who were employed full time, year round tended to report higher salary ranges (see second table, below).
- AA/CT and BA graduates were equally likely to fall into the two lowest income categories (35 and 33 percent, respectively, versus 15 percent of MA/PhD grads). MA/PhD grads were more likely to fall into the higher income categories.

Current Annual Salary/Wage: All Graduates

	TOTAL n=512	UAA n=296	UAF n=175	UAS n=41
Less than \$15,000	19%	18%	22%	17%
\$15,000 to \$25,000	12	11	14	9
\$25,001 to \$35,000	19	16	20	34
\$35,001 to \$50,000	24	26	22	25
\$50,001 to \$75,000	14	17	13	4
\$75,001 to \$100,000	4	3	4	3
Over \$100,000	1	2	-	-
Don't know	6	7	4	8

Current Annual Salary/Wage: Employed Full Time, Year Round

	Employed Full Time, Year Round n=325	All Others n=187
Less than \$15,000	1%	50%
\$15,000 to \$25,000	8	18
\$25,001 to \$35,000	22	14
\$35,001 to \$50,000	37	4
\$50,001 to \$75,000	22	2
\$75,001 to \$100,000	5	1
Over \$100,000	2	-
Don't know	3	12

- Health insurance and paid leave are the most common benefits reported by employed graduates, followed by retirement plans.
- MA/PhD graduates are somewhat more likely to receive health insurance: 87 percent, compared to 72 percent of AA/CT grads and 74 percent of BA grads.

**Please tell me which of the following benefits
you receive in your current position.**

Base: Currently employed

	TOTAL n=412	UAA n=242	UAF n=136	UAS n=34
Health insurance	76%	75%	76%	81%
Paid leave	74	76	70	79
Company-funded retirement plan	61	62	57	73
Self-funded retirement plan	45	49	42	32
Education reimbursement program	41	45	39	21
Stock options	13	12	14	9
Don't know	12	11	14	6

Difficulty of Finding a Job

- Over half of graduates who sought jobs said the process of getting a job was very easy or easy, while 36 percent said it was difficult or very difficult.
- AA/CT and BA graduates found the job search process somewhat easier: 61 percent said it was easy or very easy, compared to 41 percent of MA/PhD grads.
- Women were more likely than men to say their job search was easy or very easy (64 percent, compared to 50 percent of men).
- Graduates 25-40 years old were most likely to say their job search was difficult or very difficult (42 percent, compared to 28 percent of those under 24, and 24 percent of those over 40).

How difficult did you find the process of getting a job?

Base: Currently employed; not employed in current position when began degree program

	TOTAL n=315	UAA n=187	UAF n=103	UAS n=26
Very easy	25%	26%	21%	30%
Easy	33	33	32	41
Difficult	28	27	31	23
Very difficult	8	6	11	2
Don't know	6	7	5	3

- Over one-third of graduates who sought jobs said they put a lot of effort into their job search, while a similar amount said they put *some* effort. Twenty-four percent said they put little or no effort into the search.
- MA/PhD graduates were much more likely to put a lot of effort into the job search: 65 percent, compared to 27 percent of AA/CT grads and 33 percent of BA grads.
- Not surprisingly, graduates who were in a full time, year round position were much more likely to say they put a lot of effort into their job search (40 versus 20 percent).

How much effort did you put into your job search?

Base: Currently employed; not employed in current position when began degree program

	TOTAL n=315	UAA n=187	UAF n=103	UAS n=26
A lot	36%	33%	40%	50%
Some	34	34	34	40
A little	17	20	13	7
None	7	6	8	3
Don't know	6	7	5	-

Number of Applications and Offers

- Graduates who sought jobs applied for an average of 6.6 jobs. UAF grads reported the highest average at 8.3 jobs.
- MA/PhD grads applied for an average of 7.7 jobs. This compares to 7.0 jobs among BA grads and 5.3 jobs among AA/CT grads.
- Those employed in full time, year round positions applied for an average of 7.0 jobs, compared to other respondents at 4.4 jobs.

Can you estimate how many jobs you applied for?

Base: Currently employed; not employed in current position when began degree program

	TOTAL n=310	UAA n=185	UAF n=100	UAS n=26
None	6%	5%	7%	-%
One	19	22	15	12
Two	13	13	11	20
Three to five	28	27	23	50
Six to ten	12	11	14	13
Over ten	13	11	15	-
Average	6.6	6.1	8.3	3.6
Don't know	10	10	12	2

- Graduates reported receiving an average of 2.1 job offers. The average was fairly consistent across campuses and degree types.

Can you estimate how many job offers you received?

Base: Currently employed; not employed in current position when began degree program

	TOTAL n=310	UAA n=185	UAF n=100	UAS n=26
None	5%	4%	9%	-%
One	40	42	35	41
Two	22	22	23	18
Three	13	15	10	17
Four or more	10	8	12	21
Average	2.1	2.0	2.1	2.4
Don't know	10	10	12	2

Geographical Area

- Among graduates seeking jobs, Alaska was by far the most popular search area at 80 percent.
- Master's/PhD graduates were more likely to search in "all US": 14 percent, compared to 4 percent of AA/CT grads and 5 percent of BA grads.

In what geographical area was your job search focused?

Base: Currently employed; not employed in current position when began degree program

	TOTAL n=308	UAA n=186	UAF n=98	UAS n=24
Alaska	80%	82%	79%	78%
Pacific Northwest	7	6	8	8
All US	6	4	10	3
California	4	4	5	-
Midwest	3	2	2	11
Outside the US	2	3	1	-
East	2	2	2	-
South	1	1	2	3
Southwest	1	1	1	-
Don't know	6	7	5	2

Sources for Current Position

- The number one source for hearing about their current position was family, friends, or co-workers, mentioned by 29 percent of graduates who sought a job. The Internet was the number two source, followed by UA staff/faculty and previously worked there.
- Although only 2 percent of employed graduates mentioned UA Career Services as a source for their current position, 16 percent said they used Career Services in their job search.
- UAF grads were more likely to use UA Career Services (22 percent).
- BA graduates were much more likely to use Career Services: 22 percent, compared to 11 percent of AA/CT grads and 8 percent of MA/PhD grads.
- Graduates over 40 were the least likely to use Career Services: 6 percent, compared to 16 percent of those 25 to 40 and 19 percent of those 24 and under.

How did you first hear about your current position?

Base: Currently employed; not employed in current position when began degree program

	TOTAL n=315	UAA n=187	UAF n=103	UAS n=26
Family/friends/co-workers	29%	31%	27%	29%
Internet	17	16	18	23
UA staff/faculty	11	11	13	2
Previously worked for this employer	10	11	8	12
Newspaper	6	5	5	20
Internship	5	7	4	-
Employment agency	3	3	3	4
UA career services	2	2	4	-
Other	7	5	11	10
Don't know	8	10	6	-

Did you use UA's Career Services when you were looking for work?

Base: Currently employed; not employed in current position when began degree program

	TOTAL n=315	UAA n=187	UAF n=103	UAS n=26
Yes	16%	15%	22%	3%
No	83	84	78	95
Don't know	1	1	-	2

ATTENDANCE AT UNIVERSITIES OTHER THAN UA

- One-third of graduates reported taking classes at a non-UA institution as part of their degree program.
- BA graduates were more likely to have taken classes elsewhere: 40 percent, compared to 29 percent of AA/CT grads and 14 percent of MA/PhD grads.
- Among graduates who had taken classes outside the UA system, 76 percent earned more than 12 credits elsewhere as part of their degree program. (This represents 24 percent of the total sample.) One-third reported taking classes elsewhere *during* their time at UA. (This represents 11 percent of the total sample.)
- Readers are cautioned that the two follow-up questions have a sample size of 17 for UAS graduates.

**As part of your degree or certificate program,
did you attend a college or university other than UA?**

	TOTAL n=512	UAA n=296	UAF n=175	UAS n=41
Yes	31%	33%	27%	39%
No	68	67	72	61
Don't know	<1	-	1	-

**Before starting your degree or certificate program at UA, did you earn more
than 12 credits from another college or university outside the UA system?**

Base: Attended another college

	TOTAL n=162	UAA n=95	UAF n=50	UAS n=17
Yes	76%	75%	74%	87%
No	23	25	23	13
Don't know	1	-	2	-

**During your time at UA, did you ever take classes from another college or
university outside the UA system?**

Base: Attended another college

	TOTAL n=162	UAA n=95	UAF n=50	UAS n=17
Yes	32%	33%	29%	32%
No	68	67	69	68
Don't know	<1	-	1	-

CONTINUING EDUCATION

- Over a third of respondents reported taking classes since graduating. UAF grads were more likely to have taken classes since graduating, at 44 percent.
- AA/CT grads were more likely to have taken classes since graduating: 48 percent, compared to 41 percent of MA/PhD grads and 32 percent of BA grads.

Have you taken any classes at UA or other schools since you graduated from the University of Alaska?

	TOTAL n=512	UAA n=296	UAF n=175	UAS n=41
Yes	39%	35%	44%	54%
No	60	65	56	46
Don't know	<1	-	1	-

- Among respondents who reported taking classes, 72 percent are seeking a degree. (This represents 28 percent of total graduates.)
- AA/CT graduates were the most likely to be seeking a degree, at 85 percent. This compares to 72 percent of BA graduates and 41 percent of MA/PhD graduates.
- Respondents who are seeking a degree were asked what type of degree and what school they were attending. A full list of responses is available in the Appendix.

Are you seeking a degree?

Base: Has taken classes since graduating

	TOTAL n=196	UAA n=101	UAF n=76	UAS n=19
Yes	72%	69%	78%	65%
No	27	31	21	35
Don't know	1	1	1	-

RESPONDENT PROFILE

Campus

Respondents were asked which campus they graduated from, and where they started their degree program. The following page shows respondents' campus according to the database of student records provided by the University of Alaska.

From which University of Alaska campus did you recently graduate?

	TOTAL n=512	UAA n=297	UAF n=174	UAS n=41
Anchorage	51%	88%	-%	-%
Fairbanks	32	-	92	9
Juneau	6	-	-	71
Kenai River campus	3	5	-	-
Mat-Su	3	5	-	-
Sitka	1	-	-	12
Bristol Bay	1	-	2	-
Ketchikan	1	-	-	9
Kodiak	1	1	-	-
Interior Aleutians	1	-	2	-
Nome	1	-	2	-
Kachemak Bay	<1	1	-	-
Prince William Sound	<1	-	1	-
Kuskowim	<1	-	1	-
Northwest	<1	-	1	-

From which University of Alaska campus did you start your degree or certificate program?

	TOTAL n=512	UAA n=297	UAF n=174	UAS n=41
Anchorage	46%	76%	2%	13%
Fairbanks	32	3	87	9
Juneau	5	1	<1	52
Mat-Su	5	8	<1	-
Kenai River campus	4	7	<1	3
Sitka	1	-	1	12
Kodiak	1	2	-	-
Kachemak Bay	1	2	-	-
Ketchikan	1	-	-	11
Started elsewhere	2	1	3	-
Interior Aleutians	1	-	2	-
Kuskokwim	1	-	2	-
Bristol Bay	<1	-	1	-
Northwest	<1	-	1	-

The following information shows results from data provided by the University of Alaska on their graduate population. Survey data was weighted by four factors to reflect the actual graduate population: gender, age, campus, and degree type.

UA Database: Gender and Age

TOTAL	
Gender	
Male	38%
Female	62
Age	
Under 25	26%
25-40	54
Over 40	20

UA Database: Campus

TOTAL	
UAA	61%
Main campus	54
Kenai Peninsula campus	3
Mat-Su campus	3
Kodiak campus	1
Military program	1
Prince William Sound campus	<1
UAF	31%
Main campus	21
Tanana Valley campus	6
Kuskokwim campus	1
Northwest campus	1
Interior-Aleutians campus	1
Bristol Bay campus	<1
Juneau fisheries campus	<1
UAS	9%
Juneau campus	8
Ketchikan campus	1
Sitka campus	<1

UA Database: Type of Degree

	TOTAL	UAA	UAF	UAS
AA/CT degree AA, AAS, AB, AO, AS, AT, CERT, CT1, CT2	35%	39%	29%	31%
BA degree BA, BAR, BAS, BBA, BC, BCE, BE, BED, BEE, BEM, BFA, BHS, BLA, BLS, BM, BME, BO, BPH, BS, BSA, BSME, BSN, BSOE, BSW, BT	46	46	48	38
MA/PhD degree DA, DDS, DMA, DMD, DO, DS, DSW, DVM, EDD, JD, MA, MAMFA, MAT, MBA, MCE, MD, ME, MED, MEE, MFA, MHSA, MLIS, MLN, MLS, MMA, MME, MMU, MO, MPA, MPH, MS, MSE, MSW, MT, PHD, PHN	17	13	20	31
Other BEN, EDE, EDS, EM, GCRT, GED, GEN, GLI, HSD, LIC, MLI, OEC, PBCT, PGCT, PMC, TC	2	1	3	0

Following are “other” responses and responses to open-ended questions.

While you were attending UA, did you participate in any of the following groups or activities?

Attended Basketball games - Alaska Shootout
Campus Life Master Plan Committee
Community Advisor (CA)
Concert Board
Disability Support Services
Fire Department
KRUA
Leadership Program
Leadership Program
Lectures
Student Ambassadors
Student Chapter-ASCE
Student luncheons
Student round table tvcc campus
Student showcase
Volunteered in community

What organization did you work with for your internship or practicum?

ABDC - VITA Program
Accenture
ACMHS
ADOT, ACOE, TNH, DOWL, and PTS
Akleela House and Office of Children's Services
Alaska Business Development Center, Inc.
Alaska CARES
Alaska Center for Children and Adults
Alaska Department of Fish and Game
Alaska Department of Natural Resources
Alaska Injury Prevention Center, Office of Public Advocacy, OCS
Alaska Native Hospital & Providence Alaska Medical Center
Alaska Native Hospital, among other hospitals in Anchorage
Alaska Native Medical Center
Alaska Native Medical Center
Alaska Native Medical Center
Alaska Native Medical Center
Alaska Psychiatric Institute
Alaska Railroad Corporation
Alaska Sales & Service
Alaska Sales And Service
Alaska State Museum
Alaska Universities Legislative Internship Program
Alaska World Affairs Council and Angstman Law Office
Alaska's Best Water
Alyeska Pipeline
American Society of Magazine Editors
AMNC ,PROV.HOSP and REGEONAL HOSP.
Anchorage Community Mental Health Services

Engineering Firm
Engineering Firm
English Department
Fairbanks Community Behavioral Health Center
Fairbanks Correctional Center and Alaska Public Defender Agency
Fairbanks Economic Development Corporation
Fairbanks North Star Borough School District
Fairbanks North Star Borough School District
Fairbanks North Star Borough School District
Fairbanks North Star Borough School District
Fairbanks North Star Borough School District
Fairbanks North Star Borough School District
Fairbanks School District
Family Clinic
FNSBSD
Ford Motor Company
Forties and Mikko Law Firm
Geophysical institute
Hilton Hotels
Hompesch & Evans, PC Law Firm
Hope Community Resources
Hope Community Resources
Hope Community Resources in DVR, Veterans Affairs Hospital
Hospice of Anchorage
Hospice of Anchorage and Anchorage Pioneer Home
Hospitality
Howard Luke Academy, Fairbanks, AK
independent project, I didn't work for anyone
IRS
Job Core and Mat-Su Recovery.
Juneau Douglas School District
Juneau School District
Juneau Superior Court
Justice Center
Justice Dept. - State of Alaska
Kanakanak Dental Clinic (Dillingham)
Kenai Peninsula Borough School District
Kenai Peninsula Borough School District
Kids Are People
Kids are People, Inc
Kipnuk Health Clinic
Klawock School
KTUU-TV Channel 2 News
Legislature
Local hospitals
many clinical practicums
Mat-Su Borough School District
Mat-Su Borough School District
Mat-Su Borough School District
Mat-Su Borough School District
Mat-Su Services for Children and Adults
McLaughlin HOPE Community Resources INC and The Alaska Center for the Blind and
McLaughlin Youth Center, Family Support Center Elmendorf, Clitheroe Center
Minnesota Studies in International Development
Mitchell Engineering
Monash University dinosaur dreaming dinosaur dig, Melbourne, AU
Morgan Stanley

Mt. Edgecumbe High School
 Municipality of Anchorage
 NAEYC, Juneau Daycare Cntr, Gold Creek Childcare
 North Slope Borough school District
 North Slope Borough School District
 North Slope Early Intervention Program
 North Trust Real Estate
 Northern Alaska Environmental Center
 Norton Sound Health Corp.
 Nursing
 Office of Children's Services
 Old Minto Family Recovery Camp and Love INC.
 Peninsula Oilers
 Petersburg General Hospital, TVC, Fairbanks Memorial Hospital
 PIC: Programs for Infants and Children
 Private law firm
 Providence
 Providence Alaska Medical Center
 Providence Alaska Medical Center
 Providence Hospital
 Providence Hospital
 Providence Hospital
 Providence Hospital NICU
 Providence Medical Center
 Psychology Resources
 RAHI
 Randy Smith Middle School FNSBSD
 REACH, Inc.
 Red Cross of Alaska
 Salt Water Inc. Research Firm
 Salvation Army/ Love Social Services
 Sampson Steel
 School District
 Seward High School
 Sitka School District, Sitka High School
 Skagway News
 South Central Foundation
 South Central Foundation - Alaska Native Medical Center
 State of Alaska
 State of Alaska
 State of Alaska
 State of Alaska
 State of Alaska - BRFSS
 State of Alaska - Division of Corrections
 State of Alaska, Division of Elections and State of Alaska, DCCED Admin Services
 Tanana Valley Clinic
 The Arc of Anchorage
 The Card Kid
 Tracy Aviary, USGS, EPSCoR Grent
 UAA
 UAA biology instructor lab practicum
 UAF
 UAF
 UAS
 United Methodist Communication
 University of Alaska / Kuskokwim
 University of Alaska Anchorage - Aviation Technology Division

University of Alaska long term research forestry
University of Arizona
University of Texas Medical Center
US Fish and Wildlife
US Fish and Wildlife Service
US Forest Service
USFWS
USGS
VA Clinic
VECO Alaska, Inc.
Village of Selawik
Wasilla Police Department & Fairbanks Police Department
Wilder Construction
Wood Center Public Relations Coordinator
World Trade Center Alaska
WWAY Newschannel 3, Wilmington, NC
Yukon Flats School District in 2004, and Yupiit School District in 2005

In what industry are you currently employed?

Administrative
Military
Non Profit
Non Profit
Non-profit Indian Association
Non-profit-youth and civic engagement
Sports

What occupation or position do you hold?

1st grade teacher
2nd Grade Teacher
4-H Youth Development Agent with Cooperative Extension Service (UAF)
4th grade long term substitute
7th grade Social Studies Teacher
911 Dispatcher
Account Executive
Accountant
Accountant
Accountant
Accounting Manager
Activity Therapist
Adjunct with Math Department of UAA Mat-Su Campus
Admin. Assist.
Administrative Assistant
Administrative Assistant
Administrative Assistant
Administrative Assistant
Administrative assistant
Administrative Assistant
Advising and Support Specialist
Air Traffic Control Specialist
Appraiser
Assistant
Assistant Manager
Assistant manager
Assistant professor of biology

Assistant Teacher
Assistant Textbook Buyer at UAA Bookstore
Auditor
Auditor
Auditor
Aviation Maintenance Technician
Aviation Mechanic
Baggage Handler
Bank Manager
Bankruptcy/Eviction/Foreclosure Legal Assistant
Bartender
Bellman at a hotel
Bilingual Bicultural
Bilingual Tutor
Billing Specialist
Billing Supervisor
Biological Science Technician
Biometrician
Bookkeeper/Secretary
Building Substitute
Business Analysis
Capt. of Fire Services
Case Manager
Case Manager for Supervised Visits
Cashier
Certified Medical Assistant
Civil Engineer
Civil Engineering Trainee
Classroom Teacher
Clerk
Clinical Associate
Clinical nurse II
Clinician
Comm. Health Practitioner
Communications Intern
Communications Specialist
Community Health Aide
Community Health Practitioner
Community Wellness Awareness Specialist
Computer Programmer / Analysis
Consultant - Associate
Contract Officer
Contract Specialist
Contract Specialist, US Airforce
Cook
Counselor
Culinary Arts
Day Habilitation Provider
Dental Assistant
Dental Assistant
Dental Assistant
Dental Hygienist
Dental Hygienist
Development Officer- UAF
Director
Director of National Marketing
Director of Nursing

Director of Outreach
Director/Consultant
Drafting Tech
Early childhood special education teacher
Early Childhood Special Educator
Early Intervention Specialist
Electrical Engineer
Electrical Engineer
Electronics Tech
Elementary Teacher
Emergency Medical Technician
Engineer
Engineer
Engineer
Engineer advanced control systems
Engineering Assistant
Engineering in Training
English teacher
English teacher
Environmental Scientist
Environmental Scientist
Executive director
Expeditor
Family nurse practitioner
Field Tech.
Financial Consultant
Finn-Power Operator
First Grade Teacher
First year
Fish biologist
Fishery Biologist
Fishery Biologist I
Flight Instructor for UAA
Food Broker
Front Desk Agent of a local hotel.
General Manager
General office work
Geologist
Grant Technician
Graphic designer
Habilitation Coordinator
Hardware Engineer
Health Care Call Center Operator
Heavy Equipment Operator
High School Mathematics Teacher
High School Science Teacher
Homework Instructor
Housing Maintenance Student Assistant B
Human Resource Manager
Human Resources Tech.
Human Resources Technician
In Home Services
Income tax preparer/payroll specialist
Individual Skill provider - shadow for students with behavioral issues
Information Tech Specialist
Instructional Technician
Investigator

IT Consultant
IT Technician
Juvenile Justice Officer III
Kindergarten teacher
Lab Technician
Law Office Assistant
Legal Assistant
Legal Secretary
Legal Secretary
Legislative Aide
Library Clerk
Library technician
Licensed insurance agent / office manager
Loadmaster/Manager
Loan Processor
Loan Processor
Logistics Project Manager
Manager
Manager
Market Analyst
Marketing Director
Marketing Manager / Design Coordinator
Material Handler
Mechanic
Mechanic/Auto Technician
Mechanic/Operator
Mechanical Engineer
Mechanical Engineer - HVAC
Mechanics apprentice
Medical assistant
Medical Technologist
Mental Health Provider/Domestic Violence Intervention Program Co-Facilitator
Mental health Spec. and student
Mental Health Specialist
Mental Health Specialist
Mental Health Specialist Level 2
Microcomputer/Network Technician I
Mill Wright
Mining engineer
Mining Engineer
Musician
News Reporter/Anchor
Nurse
Nurse
Nurse
Nurse
Occupational Health Nurse
Office manager
Office Nurse/Scrub Nurse
Officer
Operation Oil Field
Operations Manager
Own a fishing charter business
Owner/Operator
Paralegal
Paralegal
Paralegal

Paralegal
Paralegal
Patient care coordinator
Payroll technician
Phlebotomist
Physical therapy tech
Post Doc Research Chemist USDA/ ARS
Post Doctoral Researcher
Principal Teacher
Principal, Spring Creek Alternative High School
Probation and Parole Officer
Production Operator
Professional Mechanical
Program Coordinator
Program director
Program Manager
Programmer / Analyst
Programmer Analyst
Project Assistant
Project Coordinator for the Alaska Division of Elections
Project Coordinator - USDA Community Program
Project Engineer
Project Engineer
Project Manager
Project Manager
Project manager
Psychotherapist
Public Health Microbiologist
Public Health Microbiologist II (State of Alaska Public Health Laboratory)
Publication Assistant and Coalition Coordinator for the UA System Governance
Purchasing
Purchasing support specialist
Quality Control Officer
Quality Control/Mechanical Engineer
Radiological Technician
Radiological Technologist
Radiology Technologist
Records Information Management Project Coordinator
Regional Manager
Registered Nurse
Registered Nurse
Registered Nurse
Registered Nurse
Registered Nurse
Registered nurse- clinic
Registered Nurse in NICU
Research
Research Aide
Research Analyst
Research and Evaluation Lab Assistant
Research Assistant
Research Assistant
Research assistant
Research Associate
Research associate & therapist
Research Scientist
Research technician

Reservation Systems Administrator
Resident Manager of MacLean House
Retail Store Manager
RF Engineer
Risk Manager
RN
RN
RN
RN
RN
RN
RN
RN
RN
Sales Clerk
Sales Rep
Sales / stock associate
Sales and Marketing Director
Sales receptionist
Secondary math teacher for Kuspuk School District
Secondary Science Teacher
Secondary teacher
Secondary Teacher
Secretary
Senior Account Executive, Communications and Marketing
Senior Peer Advisor
Service technician
Shipping clerk
Site Supervisor
Social Worker
Social Worker
Social Worker
Social worker
Social Worker II
Software engineer
Special Assistant
Special education aide
Special Education Assistant
Special Education Teacher
Special Education Teacher
Special Education Teacher
Specialty grocery & gift buyer
Staff accountant
Staff accountant
Staff accounting
Staff Engineer
Staff writer
State of Alaska, Dept of Health/Social Services, Administrative Assistant
Statewide development coordinator
Statistical Technician
Store Manager
Store Owner
Structural Engineer, EIT
Student Assistant
Student Information Advisor
Student Retention Specialist
Student Services Technician

Student Services/Financial Aid Assistant
Student Success Coordinator
Subcontract for Dept of Homeland Security on Elmendorf AFB
Substitute Teacher
Substitute Teacher
Substitute Teacher
Supervisor
Tax Associate
Teacher
Teacher
Teacher
Teacher
Teacher
Teacher
Teacher
Teacher
Teacher
Teacher
Teacher (Lead PreSchool Teacher)
Teacher in various leadership roles
Teacher, middle school
Teacher, Third Grade, Public School
Teacher's Assistant
Tech support/desktop publishing assistant
Technical writer
Telecommunication Tech
Terminal supervisor
Third-shift stocker
Trainer
Training Specialist
United States Air Force / Accessories Flight Chief
USDA lab step student
Warehouse supervisor II
Welder/Concrete Finisher
Wildland Firefighter
Wildlife biologist
Wildlife Biologist/Assistant Planner
X-ray Tech

Are you employed in Alaska, other US state or outside the United States? Other US states:

Arkansas
California
California
California
California
California
California
California
Colorado
Colorado
Connecticut
Florida
Florida
Georgia
Georgia

Hawaii
Kentucky
Kentucky
Michigan
Minnesota
Missouri
Montana
Nebraska
Nevada
Nevada
New Mexico
New York
New York
North Carolina
North Dakota
Ohio
Oklahoma
Texas
Texas
Utah
Utah
Virginia
Washington
Washington
Washington
Washington
Washington
Washington
Washington
Washington, DC

How did you first hear about your current position?

Accounting Week
Alaska Teacher Placement
Alaska Teacher Placement
Army
Class cooperative work experience
Employer
Employer contacted me
Flyer at UAF/TVC
Flyer in the UAA spine
Flyer posted on Campus
High School
I created it
Job Fair
JSD Job Postings
Posted in the hall at UAF
Program through DSS
Student Job Fair
Talked to someone in the profession
They were referred to me
USAF Family Support Office
USFWS

What type of degree are you seeking?

2 degrees ASS in IT and ASS in Marketing or Accounting
AAS Business Admin.
AAS General Business
Accounting
Accounting
Advanced Graduate
Associates in Global Logistics
Associate of Applied Sciences-Health Services
Bachelors in Business Administration
B. Business
B.A Criminal Justice
B.A. and Ph.D.
B.S. Marine Biology
B.S. Psychology
BA - Technology
BA Applied Communication
BA Elementary Education
BA in Accounting
BA in Elementary Education
BA in Philosophy
BA in Russian
BA Political Science
Bachelor of Fine Arts
Bachelor of Science
Bachelor of Science- Nursing
Bachelors
Bachelors
Bachelor's degree
Bachelor's business management
Bachelor's Degree in Early Childhood
Bachelor's Degree in Human Services,
Bachelors in Accounting
Bachelors in Communication and Sociology
Bachelors in English
Bachelors in Human Services
Bachelors in Human Services
Bachelors of Science in Biological Sciences
Bachelors of Science in Computer Science
Bachelor's of Social Work
BBA
BBA Accounting
BBA Acctg
BS
BS in Math/Biology but I'm preping for grad school in bx medicine/health psy
BS in Nursing
BS Medical Technology
BS Professional Aeronautics
BS Psychology
business
Business Management
Certificate in Drafting Technology
Dental Hygiene
Doctorate in Community-Clinical Psychology with rural/indigenous emphasis
Doctorate of Philosophy in Physical Chemistry
Doctorate, Education

Education Specialist
 Elementary Education
 Global Logistics 4 yr
 Graduate MBA
 Industrial Process Instrumentation
 Joint MSc. Health Policy Planning and Financing
 Juris doctor
 M Ed
 M.Ed
 M.Sc. (International Research Master in Evolutionary Biology)
 MA degree in teaching
 MA English
 MA, International Commerce
 Managerial Information Systems
 Master of Arts in Teaching
 Master of Arts/Teaching
 Master of Public Administration
 Master of Public Health
 Master of science
 Masters
 Masters
 Master's Degree
 Masters Arts in Teaching
 Masters in Counseling
 Masters in Education
 Masters in Education
 Masters in Engineering Management
 Masters in English
 Masters in Guidance and Counseling
 Masters in Justice
 Masters in Mathematics
 Masters in Music Performance
 Masters in psych Nursing
 Master's in Public Administration with emphasis on Criminal Justice
 Masters in Sciences
 Masters in Teaching
 Masters in/of Social Work
 Masters of Arts in Community Counseling with a children and adolescent focus
 Masters of Arts in Teaching
 Masters of Business Administration
 Masters of Business Administration
 Masters of Education
 Master's of Education
 Masters of Education, secondary social studies
 Masters of English
 Masters of Science in Biology
 Masters of Science, Civil Engineering
 Masters of Social Work
 Masters of Software Eng.
 MAT Elementary
 MBA
 MBA
 MBA
 MD
 MD
 MS
 MS

MS biology
MS biology
MS in Clinical Psychology
MS Resources Management
MS-Wildlife Bio
Music
Naturopath
Natural resources management graduate degree
Nursing
Nursing
Nursing
Nursing Degree
Paralegal Studies
Ph.D.
Ph.D
Ph.D in Micro-biology
PhD
PhD Clinical Community Psychology
PhD economics
PhD in Psychology
PHD, Physics
Psychology Bachelors with Communication Minor (still under Undeclared)
Secondary Teaching License
Social Work
Vet Tech AAS
Veterinary Medicine

What school are you attending?

University of Alaska, Anchorage (51 responses)
University of Alaska, Fairbanks (44 responses)
University of Alaska, Southeast (6 responses)
UAA & UAF
UAA and UAF
UAA/UAF via KPC campus
UAA-UAF
KRC and UAS
UAS, UAA
Kenai River Campus
KRC
KPC
University of Alaska Distance Ed Program
Mat-su
Alaska Pacific University
Colorado Technical University Online
Drexel University
Embry-Riddle Aeronautical University
Holos University
Kyushu University, Kyushu, Japan
Lewis and Clark College
London School of Economics / London School of Hygiene and Tropical Medicine
Luna Community College--completing prerequisites
Metro oasis university
Michigan Technological University
New York Law School
Norwich University, Vermont
Oregon State University

OU

Piedmont Community College, VA (will be transferring up to AK to finish degree)

Royal Roads University - Victoria, BC, Canada

Sacred Heart University, Fairfield, CT

U of Minnesota, Morris

University of Auckland

University of Illinois at Urbana

University of Kentucky

University of Oregon

University of Oregon

University of Virginia

University of Washington

Uppsala University

Various (credits depend on institution)

Washington State University

William Woods

(See attached)

University of Alaska 2006 Graduate Opinion Survey

PHONE # _____ SURVEY # _____
INTERVIEWER NAME _____ DATE _____

Hello, this is _____ with the McDowell Group, an Alaska research firm. We’re conducting a survey of recent University of Alaska graduates. I’d like to ask you a few questions.

1. From which University of Alaska campus did you recently graduate?

- ☐ 01 Anchorage

☐ 02 Fairbanks

☐ 03 Juneau

☐ 04 Ketchikan

☐ 05 Sitka

☐ 06 Kodiak

☐ 07 Mat-Su

☐ 08 Nome

☐ 09 Bristol Bay

☐ 10 Kuskokwim

☐ 11 Kachemak Bay

☐ 12 Interior-Aleutians

☐ 13 Chuckchi

☐ 14 Northwest

☐ 15 Prince William Sound CC

☐ 16 Kenai River Campus

☐ 98 Other _____

2. At which University of Alaska campus did you start your degree or certificate program?

- ☐ 01 Anchorage

☐ 02 Fairbanks

☐ 03 Juneau

☐ 04 Ketchikan

☐ 05 Sitka

☐ 06 Kodiak

☐ 07 Mat-Su

☐ 08 Nome

☐ 09 Bristol Bay

☐ 10 Kuskokwim

☐ 11 Kachemak Bay

☐ 12 Interior-Aleutians

☐ 13 Chuckchi

☐ 14 Northwest

☐ 15 Prince William Sound CC

☐ 16 Kenai River Campus

☐ 98 Other _____

3. As part of your degree or certificate program, did you attend a college or university other than UA?

- ☐ 01 Yes

☐ 02 No (Skip to Q 4)

☐ 97 Don’t know (Skip to Q 4)

☐ 99 Refused (Skip to Q 4)

3a. Before starting your degree or certificate program at the University of Alaska, did you earn more than 12 credits from another college or university outside the UA system?

- ☐ 01 Yes

☐ 02 No

☐ 97 Don’t know

☐ 99 Refused

3b. During your time at the University of Alaska, did you ever take classes from another college or university outside the UA system?

- ☐ 01 Yes

☐ 02 No

☐ 97 Don’t know

☐ 99 Refused

4. Next I would like to ask you some questions about your UA experience. Please tell me whether you are very satisfied, satisfied, not satisfied or not at all satisfied with each of the following ...

(READ LIST – ROTATE LIST)	01 <i>Not at all satisfied</i>	02 <i>Not Satisfied</i>	03 <i>Neutral</i>	04 <i>Satisfied</i>	05 <i>Very satisfied</i>	97 <i>Don’t know</i>	99 <i>Refused</i>
a. Your overall academic experience	01	02	03	04	05	97	99
b. Your overall education	01	02	03	04	05	97	99
c. Your intellectual growth	01	02	03	04	05	97	99
d. Your personal growth	01	02	03	04	05	97	99
e. Your career training	01	02	03	04	05	97	99

5. If you could start your college career all over again, would you choose the same field of study?

- ☐ 01 Yes

☐ 02 No

☐ 03 Maybe

☐ 97 Don’t know

☐ 99 Refused

6. While you were attending UA, did you participate in any of the following groups or activities? (Read list)

01 <input type="checkbox"/>	Academic honors programs	10 <input type="checkbox"/>	Student Activities
02 <input type="checkbox"/>	Clubs or organizations related to your major	11 <input type="checkbox"/>	Student media publications
03 <input type="checkbox"/>	Honor or service organizations	12 <input type="checkbox"/>	Performing arts (dance, theatre, music)
04 <input type="checkbox"/>	Residence hall council or IRC	13 <input type="checkbox"/>	Minority student groups (Native, Hispanic)
05 <input type="checkbox"/>	Fraternity or Sorority	14 <input type="checkbox"/>	Religious groups
06 <input type="checkbox"/>	Varsity sports	15 <input type="checkbox"/>	Political or issue group
07 <input type="checkbox"/>	Non-varsity sports	16 <input type="checkbox"/>	ROTC
08 <input type="checkbox"/>	Student government	97 <input type="checkbox"/>	Don't know
09 <input type="checkbox"/>	Student judicial board	99 <input type="checkbox"/>	Refused
98 <input type="checkbox"/>	Other		

[Read] Next I would like to ask you about your work experience during school.

7. Did you work during the final school year before you graduated?

- 01☐ Yes
- 97☐ Don't know (Skip to Q 9)
- 02☐ No (Skip to Q 9)
- 99☐ Refused (Skip to Q 9)

7a. Did you work on-campus, off-campus or both? (Check all that apply)

- 01☐ On campus
- 97☐ Don't know (Skip to Q 9)
- 02☐ Off campus
- 99☐ Refused (Skip to Q 9)

7b. Approximately how many hours per week did you work?

	On Campus		Off Campus
01 <input type="checkbox"/>	20 hours or less	01 <input type="checkbox"/>	20 hours or less
02 <input type="checkbox"/>	21-40	02 <input type="checkbox"/>	21-40
03 <input type="checkbox"/>	More than 40	03 <input type="checkbox"/>	More than 40
97 <input type="checkbox"/>	Don't know	97 <input type="checkbox"/>	Don't know
99 <input type="checkbox"/>	Refused	99 <input type="checkbox"/>	Refused

8. Was any of your work related to your degree or certificate program?

- 01☐ Yes
- 97☐ Don't know
- 02☐ No
- 99☐ Refused

9. Did you do an internship or practicum as part of your degree or certificate program?

- 01☐ Yes
- 97☐ Don't know (Skip to Q 10)
- 02☐ No (Skip to Q 10)
- 99☐ Refused (Skip to Q 10)

9a. What organization did you work with for your internship or practicum?

9b. Did the internship or practicum lead to a job offer?

- 01☐ Yes
- 97☐ Don't know (Skip to Q 10)
- 02☐ No (Skip to Q 10)
- 99☐ Refused (Skip to Q 10)

9c. Did you take the job?

- 01☐ Yes
- 97☐ Don't know
- 02☐ No
- 99☐ Refused

10. Which statement best describes your current employment status? (Read list, Check only one)

- 01☐ Employed full-time year-round

02☐ Employed *part-time* year-round

03☐ Employed full-time seasonally

04☐ Employed *part-time* seasonally

05☐ Unemployed, currently looking for work (skip to Q 23)

06☐ Unemployed, not looking for work →

07☐ Student (skip to Q 23)

08☐ Homemaker (skip to Q 23)

09☐ Disabled (skip to Q 23)

10☐ Retired (skip to Q 23)

99☐ Don't know/Refused (skip to Q 23)

10a. Why are you not looking for work?

- 01☐ Illness

02☐ Travel

03☐ Military

04☐ Personal reasons

05☐ Other _____

99☐ Don't know/Refused

After 10a, skip to Q23

11. In what industry are you currently employed? (Read list if necessary, Check only one)

- 01☐ Government

02☐ Mining/Oil

03☐ Fishing/Seafood

04☐ Tourism

05☐ Finance/Insurance/Real Estate

06☐ Construction

07☐ Manufacturing

08☐ Transportation/Utilities

09☐ Retail

10☐ Health Care/Social Services

11☐ Media/Communications

12☐ Education

13☐ Arts

14☐ Information Technology

97☐ Don't know

99☐ Refused

98☐ Other_____

12. What occupation or position do you hold?

(Specify) _____

13. In your current position, how often do you use skills and knowledge learned from your UA degree or certificate program?

(Read 1-4)

- 01☐ Daily

02☐ Weekly

03☐ Monthly

04☐ Rarely

97☐ Don't know

99☐ Refused

14. Are you employed in Alaska, other US state or outside of the United States?

- 01☐ Alaska

02☐ Outside US

03☐ Other US State (Specify) _____

99☐ Refused/don't know

15. Is this a paid or unpaid position?

- 01☐ Paid

02☐ Unpaid

97☐ Don't know

99☐ Refused

16. Were you employed in this position when you began your degree or certificate program?

- 01☐ Yes (Skip to Q 23)

02☐ No

97☐ Don't know (Skip to Q 23)

99☐ Refused (Skip to Q 23)

16a. Did you use UA's Career Services when you were looking for work?

- 01☐ Yes

02☐ No

97☐ Don't know (Skip to Q 23)

99☐ Refused (Skip to Q 23)

16b. Did you start this job while you were attending UA?

- 01☐ Yes (Skip to Q 23)

02☐ No

97☐ Don't know (Skip to Q 23)

99☐ Refused (Skip to Q 23)

17. In what geographical area was your job search focused? (Check all that apply)

- 01☐ Alaska

02☐ California

03☐ Pacific Northwest

04☐ Southwest

05☐ South

06☐ Midwest

07☐ East

08☐ Outside of the US

09☐ All US

97☐ Don't know

99☐ Refused

18. How difficult did you find the process of getting a job? (Read 1-4)

- 01☐ Very easy

02☐ Easy

03☐ Difficult

04☐ Very difficult

98☐ Don't know

99☐ Refused

19. How much effort did you put into your job search? (Read 1-4)

- 01☐ A lot
- 03☐ A little
- 97☐ Don't know
- 02☐ Some
- 04☐ None
- 99☐ Refused

20. Can you estimate how many jobs you applied for?

Number of jobs _____ 00☐ None 997☐ Don't know 999☐ Refused

21. Can you estimate how many job offers you received?

Number of offers _____ 00☐ None 997☐ Don't know 999☐ Refused

22. How did you first hear about your current position?

- 01☐ Newspaper
- 07☐ Internet
- 02☐ Family/friends/co-workers
- 08☐ Previously worked for this employer
- 03☐ Employment agency
- 09☐ UA staff/faculty
- 04☐ Trade journal
- 10☐ Other _____
- 05☐ UA career services
- 97☐ Don't know
- 06☐ Internship
- 99☐ Refused

[Read] **Next I would like to ask you about continuing education.**

23. Have you taken any classes at UA or other schools since you graduated from the University of Alaska?

- 01☐ Yes
- 97☐ Don't know (Skip to Q 24)
- 02☐ No (Skip to Q 24)
- 99☐ Refused (Skip to Q 24)

23a. Are you seeking a degree?

- 01☐ Yes
- 97☐ Don't know (Skip to Q 24)
- 02☐ No (Skip to Q 24)
- 99☐ Refused (Skip to Q 24)

23b. What type of degree are you seeking?

(Specify) _____

23c. What school are you attending?

(Specific name and location) _____

24. Please stop me at the category that best describes your current annual salary or wage.

- 01☐ Less than \$15,000
- 04☐ \$35,001 to \$50,000
- 07☐ Over \$100,000
- 02☐ \$15,001 to \$25,000
- 05☐ \$50,001 to \$75,000
- 98☐ Don't know
- 03☐ \$25,001 to \$35,000
- 06☐ \$75,001 to \$100,000
- 99☐ Refused

25. Please tell me which of the following benefits you receive in your current position. (Read list)

- 01☐ Health insurance
- 05☐ Paid leave
- 02☐ Company funded retirement plan
- 06☐ Education reimbursement program
- 03☐ Self funded retirement plan
- 97☐ Don't know
- 04☐ Stock options
- 99☐ Refused

26. Please enter you name, date of birth and a contact phone number so that we may enter you in the drawing for your choice of a \$100 Amazon.com gift certificate or an iPod Shuffle. Your information will be kept confidential.

Name _____

Date of Birth _____

Contact Phone Number _____