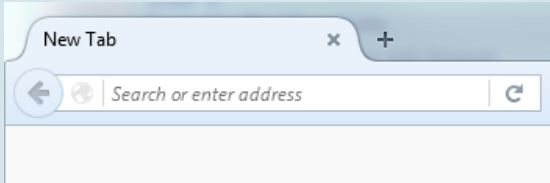

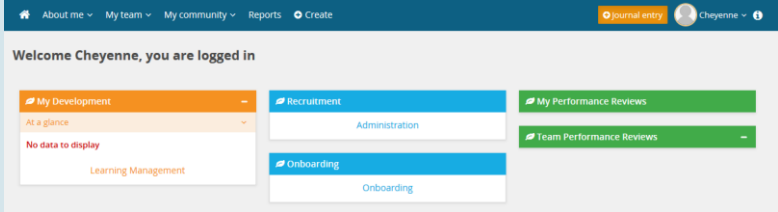


Quick Reference Guide – Accessing MyUA

What you need to do	What you will see
<p>STEP 1: Go to the MyUA website</p> <p>In the Address bar of your web browser, enter the following web address: myua.pageuppeople.com</p> <p>Tip: adding this address as a favorite will save you time in the future.</p>	
<p>STEP 2: Login Box</p> <p>Enter your UA Username and Password that is managed by ELMO</p> <p>Click the blue Login button.</p>	
<p>Welcome to My UA!</p> <p>The first page that you will see will be the Employee Dashboard page.</p>	
<p>Click on the module you wish to access.</p> <p>Your view may be different depending on your level of access.</p> <p>All available functions are within the menu on the right-hand side of the screen.</p>	